


2024 ATLANTA BRAVES



# Media Guide









# TABLE OF CONTENTS

## FRONT OFFICE

### BASEBALL OPERATIONS

|                      |       |
|----------------------|-------|
| Directory .....      | 23-24 |
| Executive Bios ..... | 25-28 |

### EXECUTIVES

|                              |      |
|------------------------------|------|
| Terry McGuirk .....          | 12   |
| Derek Schiller .....         | 13   |
| Mike Plant .....             | 14   |
| Alex Anthopoulos .....       | 15   |
| Greg Heller .....            | 16   |
| Jill Robinson .....          | 17   |
| Chip Moore .....             | 18   |
| DeRetta Rhodes, PhD .....    | 19   |
| John Schuerholz .....        | 20   |
| Bobby Cox .....              | 21   |
| Front Office Directory ..... | 7-10 |
| Truist Park .....            | 5-6  |

## MANAGER & STAFF

|                                   |       |
|-----------------------------------|-------|
| Brian Snitker .....               | 30-31 |
| Erick Abreu .....                 | 32    |
| Sal Fasano .....                  | 33-34 |
| Tom Goodwin .....                 | 35-36 |
| Rick Kranitz .....                | 37    |
| Bobby Magallanes .....            | 38    |
| Eddie Pérez .....                 | 39-40 |
| Kevin Seitzer .....               | 41-42 |
| Matt Tuiasosopo .....             | 43-44 |
| Walt Weiss .....                  | 45-46 |
| Jimmy Leo .....                   | 47    |
| José Yépez .....                  | 47    |
| Clubhouse Staff .....             | 53-56 |
| Grounds Crew .....                | 57    |
| Medical & Performance Staff ..... | 49-52 |

## PLAYERS

|                           |        |
|---------------------------|--------|
| 40-Man Roster .....       | 58     |
| Non-Roster Invitees ..... | 59     |
| Player Bios .....         | 60-208 |

## 2023 SEASON REVIEW

|                           |         |
|---------------------------|---------|
| 2023 Day-by-Day .....     | 210-212 |
| 2023 Year-End Notes ..... | 213-224 |

## PLAYER DEVELOPMENT & SCOUTING

|                                |         |
|--------------------------------|---------|
| Player Development Staff ..... | 226     |
| Roving Coordinators .....      | 227-249 |
| 2023 MiLB Award Winners .....  | 231     |
| Full-Season Affiliates .....   | 232-233 |

### MINOR LEAGUE

|                             |         |
|-----------------------------|---------|
| 2023 Standings .....        | 231     |
| Players .....               | 234-266 |
| 2023 Batting Leaders .....  | 268     |
| 2022 Pitching Leaders ..... | 269     |

### SCOUTING

|                         |     |
|-------------------------|-----|
| No. 1 Draft Picks ..... | 270 |
|-------------------------|-----|

## BRAVES HISTORY

### ALL-STAR GAME

|                          |     |
|--------------------------|-----|
| All-Star Selectees ..... | 303 |
|--------------------------|-----|

### ATTENDANCE

|                                 |         |
|---------------------------------|---------|
| Detailed Attendance Highs ..... | 343     |
| Records .....                   | 340     |
| Year-by-Year Attendance .....   | 341     |
| Award Winners .....             | 300-302 |
| Doubleheader History .....      | 337     |

### BALLPARKS

|                                  |     |
|----------------------------------|-----|
| Atlanta-Fulton Ct. Stadium ..... | 344 |
| Turner Field .....               | 345 |

### BATTING RECORDS

|                               |     |
|-------------------------------|-----|
| Atlanta Career Top 10 .....   | 314 |
| Franchise Career Top 10 ..... | 315 |
| Atlanta Season Top 10 .....   | 316 |
| Franchise Season Top 10 ..... | 317 |
| Franchise Season Feats .....  | 312 |
| Year-By-Year Totals .....     | 313 |
| Clinch Dates .....            | 275 |

### CLUB RECORDS

|                            |         |
|----------------------------|---------|
| Atlanta (Since 1966) ..... | 322-327 |
| Franchise Records .....    | 328-335 |

### WILD CARD GAME

|                              |     |
|------------------------------|-----|
| Braves in the WC Round ..... | 279 |
|------------------------------|-----|

### DIVISION SERIES

|                          |     |
|--------------------------|-----|
| Braves in the D.S. ..... | 278 |
|--------------------------|-----|

### LEAGUE CHAMPIONSHIP SERIES

|                         |     |
|-------------------------|-----|
| Braves in the LCS ..... | 277 |
|-------------------------|-----|

### WORLD SERIES

|                        |     |
|------------------------|-----|
| Braves in the WS ..... | 276 |
|------------------------|-----|

### FIELDING

|                          |     |
|--------------------------|-----|
| Individual Leaders ..... | 321 |
| Yearly Team Totals ..... | 320 |

### HALL OF FAME

|                             |     |
|-----------------------------|-----|
| Braves in Cooperstown ..... | 280 |
| Braves HOF Inductees .....  | 280 |

### HOME RUNS

|                                |     |
|--------------------------------|-----|
| From Both Sides of Plate ..... | 318 |
| Inside-the-Park .....          | 318 |
| Misc. Leaders .....            | 319 |
| Last Time It Happened .....    | 351 |

## 2024 ATLANTA BRAVES MEDIA GUIDE

The 2024 Atlanta Braves Media Guide was produced by the Braves Baseball Communications Department, under the direction of Jennifer Mastin Giglio. Primary contributors were Jared Burleyson, Franco Garcia and Mitch George, with editorial assistance by Kara Zoellner. Cover design by Braves Graphic Designer Daniel Easley.

Interior photos by: Kevin Liles, Pouya Dianat, Patrick Duffy, Logan Riely, Isaac Green, Gene Fruth, Tony Firriolo, Sean Kernan, Milo Stewart Jr. & Gene Fruth (National Baseball Hall of Fame), Kyle Christy, Tom DiPace, Kelly Gavin (MLB Photos), Chris Hamilton, Edward M. Pio Roda, Tom Priddy, Jamie Spaar, Patricia Ortiz, Paul O'Mara, Joe Sebo, Bill Setliff, J. Stoll, Lucas Stevenson, Miles Kennedy, Cristobal Zelaya, Karl L. Moore (Gwinnett Stripers), Tate Nations (Mississippi Braves), Jordan Trotter (Augusta GreenJackets), Turner Image Management, Getty Images, and Topps.

Statistical information is courtesy of the Elias Sports Bureau, MLB Information System, Stathead Baseball (Baseball-Reference), STATS LLC, TruMedia Networks and David Vincent (SABR).

Copyright 2024 Atlanta National League Baseball Club, Inc. All rights reserved. Reproduction of the Braves Media Guide in whole or part without the permission of the Atlanta National League Baseball Club, Inc. is strictly prohibited. All information is as of February 12, 2024.

[braves.com](http://braves.com) [bravesbeisbol.com](http://bravesbeisbol.com) [@braves](https://twitter.com/braves) [@braves](https://www.instagram.com/braves) [Facebook.com/braves](https://www.facebook.com/braves)



## TABLE OF CONTENTS

**OPENING DAY**

|                      |         |
|----------------------|---------|
| Lineups .....        | 348-349 |
| Records/Starts ..... | 350     |
| Results .....        | 346-347 |

**PITCHING RECORDS**

|                               |         |
|-------------------------------|---------|
| Atlanta Career Top 10 .....   | 306     |
| Franchise Career Top 10 ..... | 307     |
| Atlanta Season Top 10 .....   | 308     |
| Franchise Season Top 10 ..... | 309     |
| Retired Numbers .....         | 281     |
| Hank Aaron .....              | 282-283 |
| Bobby Cox .....               | 284-285 |
| Tom Glavine .....             | 286-287 |
| Andruw Jones .....            | 288-289 |
| Chipper Jones .....           | 290-291 |
| Greg Maddux .....             | 292-293 |
| Eddie Mathews .....           | 294     |
| Dale Murphy .....             | 295     |
| Phil Niekro .....             | 296     |
| John Smoltz .....             | 297-298 |
| Warren Spahn .....            | 299     |
| Pitching Feats .....          | 304-305 |
| Year-by-Year Totals .....     | 310     |

**ROSTERS**

|                               |         |
|-------------------------------|---------|
| Atlanta All-Time .....        | 353-357 |
| Atlanta Coaches .....         | 357     |
| Bos./Mil. All-Time .....      | 358-362 |
| Series Sweeps .....           | 336     |
| Trades - Recent by Club ..... | 352     |

**WON-LOSS RECORDS**

|                       |         |
|-----------------------|---------|
| Best by Game .....    | 338     |
| Worst by Game .....   | 339     |
| Yearly Finishes ..... | 272-274 |

**MISC. INFORMATION**

|                            |     |
|----------------------------|-----|
| Communications Staff ..... | 365 |
| Media Information .....    | 364 |

**BROADCASTERS**

|                         |     |
|-------------------------|-----|
| Brandon Gaudin .....    | 386 |
| C.J. Nitkowski .....    | 366 |
| Jeff Francoeur .....    | 367 |
| Tom Glavine .....       | 367 |
| Ben Ingram .....        | 368 |
| Joe Simpson .....       | 368 |
| Regulation Game .....   | 370 |
| Rules of Interest ..... | 369 |

**BRAVES BOXES OF INTEREST INDEX****ATLANTA BRAVES**

|                                |     |
|--------------------------------|-----|
| Atlanta Braves Ownership ..... | 12  |
| Braves General Managers .....  | 15  |
| Braves Team Doctors .....      | 51  |
| Pronunciation Guide .....      | 59  |
| Pre-Game Timings Chart .....   | 366 |

**HISTORICAL**

|   |         |
|---|---------|
| Winningest Managers .....                     | 271     |
| Playoff Series Leaders .....                  | 272-275 |
| Top Winning Percentage by a Pitcher .....     | 300     |
| Best Pitching Starts .....                    | 301     |
| Single-Game Batting Feats .....               | 308     |
| Assist Records (Fielding) .....               | 317     |
| Longest Braves Game by Inning .....           | 318     |
| Franchise Single-Season Batting Leaders ..... | 325     |
| Fulton County Home Runs .....                 | 340     |

**2023 NOTES**

|                          |     |
|--------------------------|-----|
| Home Run Breakdown ..... | 132 |
| Starts by Position ..... | 136 |

**FARM SYSTEM**

|                                |     |
|--------------------------------|-----|
| 2023 Minor League Awards ..... | 227 |
| 2024 Top Prospects .....       | 264 |
| First Round Draft Picks .....  | 266 |



# TRUIST PARK

## TRUIST PARK

755 Battery Avenue, SE  
Atlanta, GA 30339-3017  
(404) 522-7630

**YEAR OPENED:** 2017

**CAPACITY:** 41,108

**LARGEST CROWD:** 43,619 (August 17, 2019 vs. Los Angeles-NL)

**TIMELINE TO BUILD:** 30 months (Sept., 2014 to Feb., 2017)

**SIZE:** 1,114,400 square feet

**ELEVATION:** 965 feet above mean sea level

**SURFACE:** Seashore Paspalum, Platinum TE grass

**LIGHTS:** LED Sports lights

**BRAVES DUGOUT:** First Base

**VISITOR DUGOUT:** Third Base

**BRAVES BULLPEN:** Right-Centerfield

**VISITORS BULLPEN:** Left Field Corner

### FIELD DIMENSIONS

Left Field Corner: 335'

Left Field Power Alley: 385'

Centerfield: 400'

Right Field Power Alley: 375'

Right Field Corner: 325'

### WALL HEIGHT


Left Field Corner: 6'-0"

Left Field: 8'-8"

Centerfield: 8'-8"

Right Field: 16'-0"

Right Field Corner: 16'-0"



## ATLANTA BRAVES BALLPARKS



**Fulton County Stadium**  
• 1966-1996



**Turner Field**  
• 1997-2016



**Truist Park**  
• 2017-present



# TRUIST PARK FIRSTS

**FIRST GAME:** April 14, 2017 vs. San Diego Padres

**ATTENDANCE:** 41,149 (Sellout)

**TOG:** 2:57

**Score:** 5-2, Braves

**WP:** Julio Teheran

**LP:** Jhoulys Chacín

**SAVE:** Jim Johnson

**FIRST PITCH:** Julio Teheran, ATL, 7:53 p.m. (strike)

**FIRST BATTER:** Manuel Margot, SD (fly out)

**FIRST BRAVES BATTER:** Ender Inciarte, ATL

**FIRST HIT:** Ender Inciarte, ATL (infield single)

**FIRST DOUBLE:** Freddie Freeman, ATL

**FIRST HOME RUN:** Ender Inciarte, ATL

**FIRST RBI:** Nick Markakis, ATL

**FIRST RUN SCORED:** Ender Inciarte, ATL

**FIRST STRIKEOUT:** Adonis Garcia, ATL (by J. Chacín)

**FIRST WALK:** Travis Jankowski, SD (by J. Teheran)

**FIRST BRAVES STEAL:**

Brandon Phillips

(4/16/17 vs. SD)

**FIRST WALK-OFF HIT:**

Dansby Swanson

(4/17/17 vs. SD)

**FIRST BRAVES ERROR:**

Arodys Vizcaino

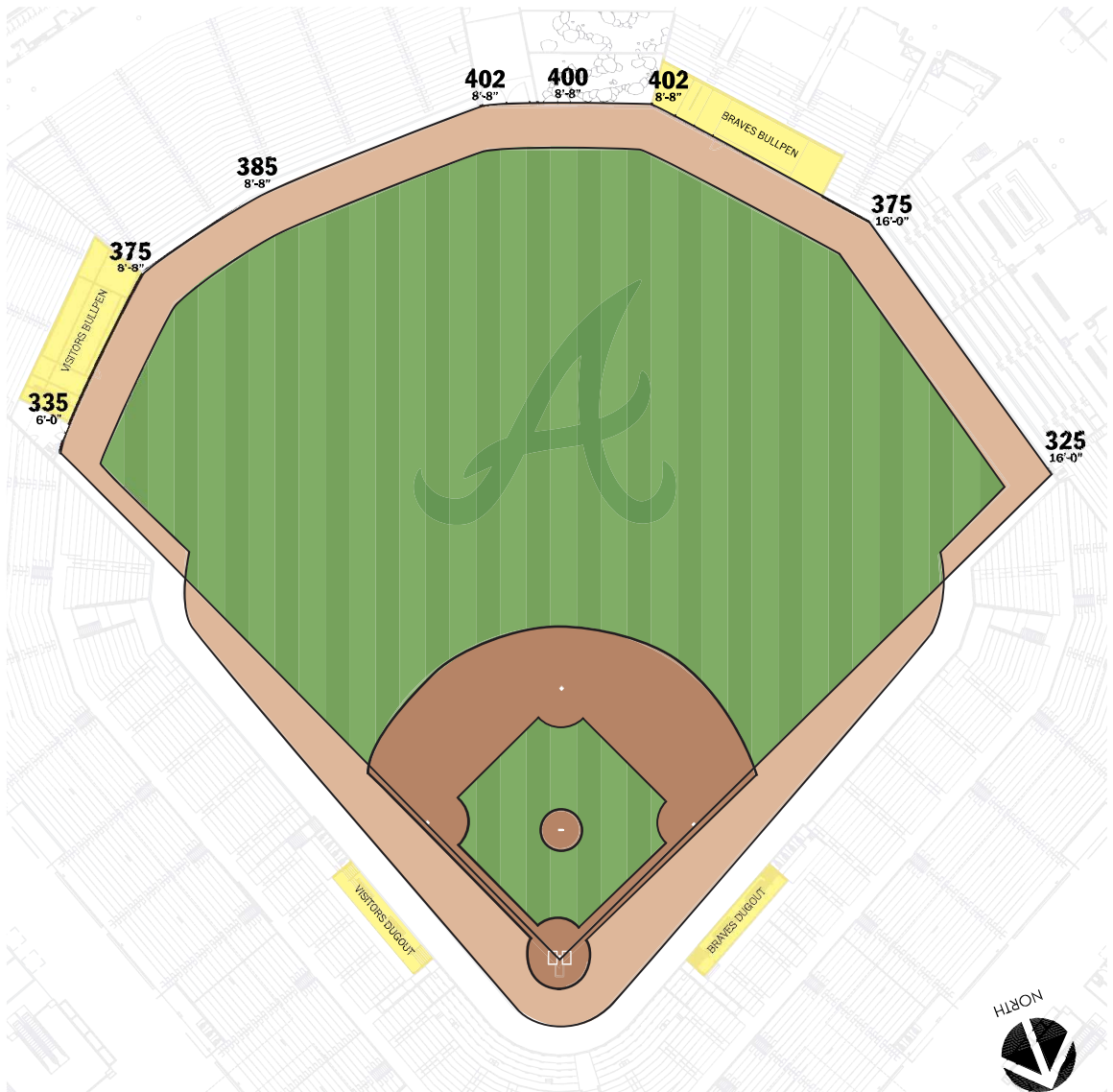
(4/17/17 vs. SD)

**FIRST TRIPLE:**

Emilio Bonifacio, ATL

(5/3/17 vs. NYM)

# TRUIST PARK DIMENSIONS





# EXECUTIVES & OFFICERS

|                          |  |
|--------------------------|--|
| Terry McGuirk.....       | Chairman   |
| Derek Schiller .....     | President & CEO, Atlanta Braves  |
| Mike Plant .....         | President & CEO, Braves Development Company                            |
| Alex Anthopoulos.....    | President, Baseball Operations & General Manager                       |
| Greg Heller.....         | Executive Vice President, Chief Legal Officer                          |
| Jill Robinson.....       | Executive Vice President, Chief Financial Officer                      |
| Chip Moore .....         | Executive Vice President, Minor League Affiliates & Strategic Planning |
| DeRetta Rhodes, PhD..... | Executive Vice President, Chief Culture Officer                        |
| Jeremy Strife .....      | Executive Vice President, Development                                  |
| John Schuerholz .....    | Vice Chairman, Emeritus  |

## 2024 FRONT OFFICE DIRECTORY

### BASEBALL OPERATIONS

|                          |  |
|--------------------------|--|
| Dean Decillis.....       | Special Assistant to the General Manager           |
| Mike Fast.....           | Senior Vice President, Baseball Development        |
| Jason Paré.....          | Assistant General Manager, Research & Development  |
| Ben Sestanovich.....     | Assistant General Manager, Player Development      |
| Dixie Keller .....       | Senior Director, Baseball Administration           |
| Adam Sonabend.....       | Director, Baseball Operations                      |
| Ronit Shah.....          | Assistant Director, Amateur Scouting               |
| Kevin Hooper .....       | Director, Player Development                       |
| Ron Knight.....          | Director, Minor League Operations                  |
| Jonathan Cruz .....      | Director, Latin American Scouting                  |
| Josh Malek.....          | Assistant Director, Research & Development         |
| Kyle Sargent.....        | Assistant Director, Research & Development         |
| Garrett Wilson.....      | Assistant Director, Baseball Systems               |
| Colin Wyers.....         | Assistant Director, Baseball Development Analytics |
| Doug Wachter.....        | Assistant Director, Major League Operations        |
| Jonathan Schuerholz..... | Advance Scout                                      |
| Michael Copeland.....    | Lead Developer, Baseball Systems                   |
| Isaac Lee.....           | Senior Developer, Baseball Systems                 |
| Isaac Gadinsky .....     | Developer, Baseball Systems                        |
| Evan Olawsky .....       | Senior Analyst, Research & Development             |
| Stephen Loftus, PhD..... | Analyst, Research & Development                    |
| Tyler Flowers.....       | Special Assistant, Major League Operations         |
| Josh Tomlin.....         | Special Assistant, Pitcher Performance             |
| Caelan Collins.....      | Manager, Major League Operations                   |
| Tom O'Donnell.....       | Manager, Major League Operations                   |
| Will Siskel.....         | Coordinator, Major League Operations               |
| Jeremy Dorsey .....      | Analyst, Major League Operations                   |
| Robert Sanders .....     | Analyst, Major League Operations                   |
| Matt Winn .....          | Analyst, Major League Operations                   |
| Casey Ciucci.....        | Analyst, Major League Operations                   |
| Jack Byrne.....          | Analyst, Major League Operations                   |
| Terrence Pinkston.....   | Analyst, Major League Operations                   |
| Christina Zaccardi ..... | Data Scientist                                     |
| David Lee.....           | Assistant, Baseball Development                    |
| Rafael Becerra.....      | Senior Manager, Family Relations                   |
| Seth Heizer.....         | Assistant Manager, Family Relations                |
| Fernando Piñeres.....    | Cultural Development Coordinator                   |
| Kyle Clements.....       | Manager, Minor League Video & Technology           |
| Sean Reagan.....         | Assistant, Player Development Video                |
| Ryan Taylor.....         | Assistant, International Player Development        |
| Tucker Meredith.....     | Assistant, Player Development Technology           |
| Dylan Quantz.....        | Assistant, Player Development                      |
| Jared Jackson.....       | Bill Lucas Fellow                                  |
| Chloe Tjogas .....       | The Diamond Fellowship                             |

### CLUBHOUSE

|                         |  |
|-------------------------|--|
| Mike Shaw .....         | Vice President, Team Travel              |
| Jonathan Kerber.....    | Director, Team Travel                    |
| Calvin Minasian.....    | Director, Equipment & Clubhouse Services |
| Fred Stone.....         | Manager, Visiting Clubhouse              |
| Eric Durban .....       | Manager, Clubhouse Operations            |
| Jeff Pink.....          | Manager, Clubhouse Operations            |
| Tony Farmer.....        | Assistant Manager, Clubhouse Operations  |
| Rob Smith.....          | Manager, Baseball Video Operations       |
| Braeden Schlehuber..... | Replay Coordinator                       |
| Francisco Cortes.....   | Head Chef                                |
| Chris Santillan .....   | Sous Chef                                |

### MEDICAL & PERFORMANCE STAFF

|                        |   |
|------------------------|---|
| Dr. Lee Kneer .....    | Head Team Physician                               |
| Dr. Joe Chandler ..... | Director, Medical Services Emeritus               |
| George C. Poulis.....  | Director, Player Health/Head Athletic Trainer     |
| Nick Valencia.....     | Head Physical Therapist/Asst. Dir., Player Health |
| Jeff Stevenson.....    | Assistant Athletic Trainer                        |
| Nick Flynn .....       | Assistant Athletic Trainer                        |
| Brad Scott.....        | Head Strength and Conditioning Coach              |
| Jordan Wolf .....      | Assistant Strength and Conditioning Coach         |
| Paul Howey.....        | Major League Assistant Strength Coach             |
| Marcus Ahrens.....     | Assistant Physical Therapist                      |
| Nate Leet .....        | Massage Therapist                                 |

### ACCOUNTING & FINANCE

#### ACCOUNTING

|                           |                                      |
|---------------------------|--------------------------------------|
| Ben Phanco.....           | Senior Vice President, Controller    |
| Meghan Dishroom.....      | Assistant Controller, Atlanta Braves |
| Stacy Wigglesworth.....   | Assistant Controller, BDC            |
| Zack Bennett.....         | Manager, Technical Accounting        |
| Matt Eaves.....           | Manager, Payroll                     |
| Terrence Willoughby ..... | Accounting Manager                   |
| Angi Purtee .....         | Accounting Supervisor                |
| Shannon Avery.....        | Senior Accountant                    |
| JéLena Parks.....         | Senior Accountant                    |
| Isaac Stephen .....       | Senior Accountant                    |
| Alexia Raper .....        | Staff Accountant II                  |
| Brianna Harrison.....     | Staff Accountant I                   |
| Julia Chapman.....        | Staff Accountant I                   |



Miranda Jones.....Accounting Assistant, II  
 Cheryl Edmund.....Accounting Assistant II  
 Erin Swirk.....Payroll Specialist  
 Michael Weldon.....Analyst, Workday Financial Systems

**FINANCE**

Roxanne Porch.....Senior Vice President, Finance  
 Ian Sullivan.....Finance Manager  
 Celia Jeffords.....Senior Financial Analyst, Baseball  
 Spencer Roberts.....Financial Analyst

**CORPORATE & PREMIUM PARTNERSHIPS**

Jim Allen..Senior Vice President, Corporate & Premium Partnerships  
 Brad Jones.....Vice President, Partnership Services  
 Lana McSwain.....Administrative Assistant

**CORPORATE PARTNERSHIPS**

Mark Lehman.....Vice President, Corporate Partnerships  
 Chad Clarke.....Director, Corporate Partnerships  
 Hank Cobb.....Director, Corporate Partnerships  
 Derek Houston.....Director, Corporate Partnerships  
 Drew King.....Director, Corporate Partnerships  
 Kenny Tracy.....Senior Manager, Partnership Services  
 James Cooper.....Manager, Partnership Services  
 Kaleigh McGrady.....Corporate Sales Manager  
 Sara Dolan.....Coordinator, Partnership Services  
 Robyn Oliver.....Coordinator, Partnership Services  
 Tyler Holley.....Coordinator, Partnership Services  
 Brian Smith.....Coordinator, Partnership Services  
 Devyn DeMello.....Coordinator, Partnership Services  
 Brendon Banks.....Trainee, Partnership Services  
 Sierra Sieracki.....Trainee, Partnership Services

**PREMIUM PARTNERSHIPS**

BJ Mitchell.....Vice President, Premium Partnerships  
 John Farrell.....Manager, Premium Memberships  
 Michael Stiles.....Manager, Premium Memberships  
 Jason Webber.....Manager, Premium Memberships  
 Alex Ingle.....Manager, Premium Memberships  
 Taylor Calderon...Senior Account Manager, Premium Memberships  
 Madi Dalton.....Account Manager, Premium Partnerships  
 Owen Devaney.....Trainee, Premium Partnerships

**EXECUTIVE SERVICES**

Paige Graham.....Executive Assistant to Terry McGuirk  
 Natalie Lopez.....Executive Assistant to Derek Schiller  
 Christina Huff.....Executive Assistant to Mike Plant  
 Elizabeth Terán.....Executive Assistant to Alex Anthopoulos  
 Eve Porter.....Executive Assistant to Greg Heller  
 Debra Cody.....Executive Assistant to Jill Robinson  
 Christine Ramirez.....Executive Assistant to Jeremy Strife  
 Erica Daniel.....Executive Assistant to DeRetta Rhodes, PhD.  
 Crystal Digby.....Exec. Assistant to Adam Zimmerman & Jim Smith

**FACILITY OPERATIONS & ENGINEERING**

Eric Perestuk.....Senior Vice President, Facility Operations

**GROUNDS CREW**

Ed Mangan.....Vice President, Field/Grounds  
 Scott Beam.....Senior Field Manager  
 Steve Peeler.....Manager, Field  
 Austin Torres.....Manager, Field  
 Mike Bradberry.....Assistant, Grounds Crew

**FACILITY OPERATIONS & ENGINEERING**

Mitch Norton.....Senior Director, Engineering  
 Dawn Gepfer.....Senior Director, Facilities  
 Aaron Holloway.....Senior Manager, Shipping & Receiving  
 Ried Prestwood.....Senior Project Manager  
 Rory Martin.....Assistant Manager, Facilities  
 Amanda Poole.....Administrative Assistant  
 Brett Parr.....Facility Operations Coordinator  
 Matthew Toohy.....Coordinator, Shipping & Receiving, Warehouse  
 James Stovall.....Locksmith Lead  
 Scott Sheppard.....Electrical Lead  
 Joe Mauldin.....Electrician II  
 James Jackson.....Electrical Technician  
 Bradley West.....Electrical Technician  
 Christopher Johnson.....HVAC Lead  
 Pablo Rodriguez.....HVAC Technician  
 Steven Hill.....HVAC II Technician  
 Detronn Harris.....HVAC II Technician  
 Chris Colquitt.....General Maintenance Lead  
 Miguel Borjas.....General Maintenance Technician II  
 Joseph Burgess.....General Maintenance Technician II  
 Kenneth Banks.....General Maintenance Technician  
 Brian Bernard.....General Maintenance Technician  
 Cody Berryhill.....General Maintenance Technician

**GUEST OPERATIONS & STRATEGY**

Hannah Basinger.....Senior Vice President, Operations  
 Mary Elizabeth Cox.....Senior Manager, Operations  
 Anastasia Davis.....Manager, Operations  
 Katie Hearn.....Manager, Gameday Staffing & Administration  
 Leah Knecht.....Coordinator, Gameday Staffing & Administration  
 Alex Reisz.....Trainee, Operations

**BALLPARK TOURS**

Carolyn Serra.....Sr. Director, Ballpark Tours, Braves Heritage & HOF  
 Sam Wallace.....Manager., Ballpark Tours, Braves Heritage & HOF

**EVENT OPERATIONS**

Alan Hearn.....Vice President, Event Operations  
 Zach Wilson.....Senior Manager, Event Logistics  
 Lamar Lewis.....Manager, Guest Services  
 Anna Matthews.....Manager, Guest Services  
 Jamiya Brinson.....Senior Coordinator, Event Services  
 Joanna Doherty.....Coordinator, Guest Services  
 Taylor Garren.....Coordinator, Event Logistics  
 Dan LoGiudice.....Coordinator, Event Logistics  
 Kyle Santarsiero.....Coordinator, Guest Services  
 Nicosha Wilson.....Coordinator, Guest Services  
 Grace Pugmire.....Coordinator, Event Services  
 Brianna Ray.....Coordinator, Event Sales  
 Caroline Zummach.....Coordinator, Event Services  
 Morgan Lassoff.....Trainee, Event Logistics  
 Cole Alexander.....Trainee, Event Services  
 Taylor Mooney.....Trainee, Event Sales

**EVENT OPERATIONS**

Alan Hearn .....Vice President, Event Operations & Procurement  
 Kaitlyne Grice .....Senior Manager, Event Services  
 Zach Wilson .....Senior Manager, Event Logistics  
 Haley Paakaula.....Senior Coordinator, Event Services  
 Jamiya Brinson.....Senior Coordinator, Event Services  
 Dan LoGiudice.....Coordinator, Event Logistics  
 Taylor Garren.....Coordinator, Event Logistics  
 Grace Pugmire.....Trainee, Event Operations  
 Thomas Brown.....Trainee, Event Logistics

**EVENT SALES**

Dawn Truemper .....Senior Director, Event Sales  
 Katy Barahona.....Manager, Event Sales  
 Brianna Ray.....Trainee, Event Sales

**FELLOWSHIPS**

Johnathan Taylor.....William Bartholomay Fellow  
 Daniel Mumphery ..... Hank Aaron Fellow  
 Najah Liggins..... Hank Aaron Fellow

**INFORMATION TECHNOLOGY**

Scott Waid ..... Senior Vice President, Head of Technology Services  
 Chip Graham .....Director, AV Technical Services  
 Paul Lupcke .....Director, Platforms/Applications  
 John Baxley ..... Director, Cyber Security & Infrastructure  
 Matt Giddens ..... Director, IT Engineering & Architecture  
 Michael Lothamer ..... Manager, IT Operations  
 Mark Phipps ..... Senior Display Systems Engineer  
 Andrew Tanguay ..... Senior Display Systems Engineer  
 Casey Comeaux .....IPTV Engineer  
 Zachary VanDyke.....Systems Administrator  
 Chris Mathewson ..... Senior Systems Engineer  
 Tyler Welker ..... POS Systems Administrator  
 Katherine Markey ..... Customer Data Analyst  
 Deon Campbell ..... Senior Desktop Analyst  
 Sophia Bowers.....CRM Analyst  
 Will Hunnicutt.....Application Developer  
 Jack Dowling .....Process Analyst, Technology  
 Anthony Pia .....Platforms Administrator  
 Alfred Ellis.....Trainee, Information Technology  
 Craig Weaver .....Trainee, CRM & Data Analytics

**LEGAL**

Jonathan Smith .....Senior Vice President & Deputy General Counsel  
 Jason Domir .....Vice President & Deputy General Counsel  
 Robyn Farmer .....Vice President & Deputy General Counsel  
 Heather Metzger .....Senior Manager, Legal Services  
 Amy Wall .....Senior Manager, Legal Services

**COMMUNICATIONS**

Jennifer Giglio ..... Sr. Vice President, Communications & PR  
 Sarit Babboni .....Senior Director, Communications  
 Jared Burleyson .....Director, Baseball Communications  
 Franco Garcia.....Director, Player Relations  
 Kara Zoellner .....Manager, Corporate Communications  
 Mitch George.....Coordinator, Baseball Communications  
 Jeff Lombardi.....Coordinator, Baseball Communications  
 Shawn Johnson.....Trainee, Communications

**MARKETING**

Adam Zimmerman.....Senior Vice President, Marketing & Content

**ALUMNI RELATIONS**

Greg McMichael .....Sr. Dir., Alumni Relations & Growing the Game  
 Douglass Licitra.....Coordinator, Growing the Game – Baseball  
 Kristi Cooper.....Coordinator, Growing the Game – Softball

**COMMUNITY AFFAIRS & ATLANTA BRAVES FOUNDATION**

Danielle Bedasse .....VP, Community Affairs & Exec. Director, ABF  
 Kathryn Worsham .....Sr. Manager, Community Affairs & ABF  
 Simone Walls ..... Manager, Community Affairs & ABF  
 Natalie Johnson..... Manager, Community Affairs & ABF  
 Cassidy Cason.....Development Specialist, ABF  
 Cameron Wilson.....Coordinator, Community Affairs & ABF  
 Jessica Padilla.....Coordinator, Community Affairs & ABF  
 Ari Wright-Thompson.....Trainee, Community Affairs & ABF  
 David Lewis.....Trainee, Atlanta Braves Foundation

**FAN EXPERIENCE**

Scott Cunningham .....Vice President, Fan Experience  
 Geoffrey Schmidt.....Senior Director, Entertainment & Events  
 Scott Brooks .....Director, Production  
 Trevor Terry.....Sr. Editor, Fan Experience  
 Terrance Beavers.....Editor  
 Alan Brazzell.....Editor  
 Adam Brown.....Editor  
 Adam Feldhaus.....Motion Graphic Designer  
 Jacob Mosella.....Mascot Manager  
 Taylor Koesters.....Senior Coordinator, Entertainment & Events  
 Madison Lockrem .....Coordinator, Fan Experience  
 Gibson Daniel.....Coordinator, Entertainment & Events  
 Shelby Fuentes .....Event Production Manager  
 Caroline Salvatore.....Trainee, Entertainment & Events  
 Carlos Garcia.....Trainee, Production  
 Drew May.....Trainee, Production

**MARKETING**

Greg Mize .....Vice President, Marketing & Innovation  
 Insung Kim .....Vice President, Creative Director  
 Jori Palmer .....Director, Marketing & Advertising  
 Eugene Brooks.....Director, Diversity Marketing  
 Ricky Mast .....Senior Manager, Digital Media Content  
 Jon Moses .....Manager, Marketing & Automation  
 Daniel Easley .....Sr. Graphic Designer  
 Aaron Ward.....Sr. Graphic Designer  
 Eric Pellicano.....Graphic Designer  
 Victoria Rossman .....Digital Media Content Coordinator  
 Katie Kovacs .....Coordinator, Marketing & Advertising  
 Lizzy Nguyen.....Marketing Automation Coordinator, Growth  
 Becca Fallon.....Social Media Coordinator  
 Parker Gross.....Coordinator, Marketing Automation  
 Ana Paula Sanchez.....Coordinator, Diversity Marketing  
 Wrisa Waymer.....Trainee, Graphic Design

**BUSINESS STRATEGY**

Jim Smith .....Senior Vice President, Business Strategy  
 Justin Watkins.....Vice President, Business Intelligence  
 Cole Alford .....Manager, Business Strategy & Analytics  
 Yutae Lee.....Business Analytics Specialist  
 Megan Toale.....Business Analytics Specialist

**PEOPLE CAPITAL**

Art Evans.....Vice President, Talent Management  
 Ashley Guy.....Manager, People Capital  
 Shannon DeZilva-White.....Manager, People Capital  
 Stephen Brantley.....Manager, Compensation & Benefits  
 Jenna Schafer .....Recruiter  
 Brandon Stewart.....Generalist, People Capital



**RETAIL**

Lisa Williams ..... Vice President, Retail Operations  
 Allen Sandberg... Director, Retail Operations Warehouse & Inventory  
 Kathy Hakiki ..... Senior Manager, Retail Buying Operations  
 Alyse Spaide ..... Senior Manager, Retail Authentics/Marketing  
 Bart Sepulveda ..... Manager, Inventory & Distribution Center  
 Sydney Van Alstyne ..... Manager, Retail Operations  
 Danielle Williams ..... Manager, Braves Clubhouse Store  
 Taryn Pembroke..... Manager, Retail Buyer & Merchandising  
 Jennifer Berry ..... Assistant Manager, Retail Store  
 Camille Hatchett ..... Senior Coordinator, Retail Buying  
 Emaeus Thomas ..... Sr. Coordinator, Retail Operations  
 Jon Vazquez ..... Coordinator, Distribution Center  
 De'Andrea Hall ..... Coordinator, Merchandise & Distribution Center  
 Claire Berling..... Coordinator, Retail Assistant Buyer  
 Michael Margarite ..... Coordinator, Retail Marketing  
 Lindsay Price ..... Trainee, Retail Operations  
 Matthew Thompson..... Trainee, Retail Distribution

**STADIUM OPERATIONS & SECURITY**

Brian Haynes ..... Vice President, Security  
 Andy Stearns..... Director, Braves Security  
 Pam McIver ..... Senior Manager, Security  
 Barbara Middlebrooks ..... Senior Coordinator, Security Operations  
 Juwuan Tolbert ..... Senior Coordinator, Braves Security  
 Robert Touchstone ..... Supervisor, Security  
 Penny Seabrooks ..... Supervisor, Security  
 Duane Timmons ..... Supervisor, Security  
 Delmar Wright ..... Supervisor, Security  
 Lakeithia Murray..... Supervisor, Security  
 Kenneth Jackson..... Supervisor, Security  
 Reanne Drayton..... Trainee, Braves Security

**TICKET OPERATIONS**

Anthony Esposito ..... Senior Vice President, Ticket Operations  
 Jessica Lee ..... Director, Ticket Operations  
 Cory Dalin ..... Director, Ticket Operations – Atlanta Braves  
 Taylor Guy ..... Manager, Ticket Operations & Accessible Seating  
 Gloria Wickham ..... Senior Coordinator, Ticket Operations  
 Dawn Dzierzynski ..... Sr. Coordinator, Ticket & Financial Operations  
 Hunter Tomko ..... Senior Coordinator, Ticket Operations  
 Emmanuel Slaughter..... Coordinator, Ticket Operations  
 Andee Poulos ..... Associate, Ticket Operations  
 Aina Stratton..... Associate, Ticket Operations  
 Will Siefert ..... Associate, Ticket Operations  
 Wyeth Coombs..... Associate, Ticket Operations

**TICKET SALES**

Paul Adams ..... Senior Vice President, Ticket Sales  
 Joel Vece ..... Vice President, Ticket Sales & Strategy  
 Andrew Walters ..... VP, Business Dev. & Member Experience

**GROUP SALES**

Seth Condra ..... Director, Group & Hospitality Sales  
 Rick Collier ..... Senior Consultant, Group & Hospitality Sales  
 Evan Avery ..... Consultant, Group & Hospitality Sales  
 Robert Lotspeich ..... Consultant, Group & Hospitality Sales  
 Charlie LeCroy ..... Consultant, Group & Hospitality Sales  
 Ansley Lloyd..... Account Executive, Group & Hospitality Sales  
 Sidney Sorenson ..... Account Executive, Group & Hospitality Sales

**NEW TICKET INITIATIVES**

Stacey Nicely..... Senior Director, New Ticket Initiatives  
 Celeste Fredericks..... Senior Consultant, New Ticket Initiatives  
 Isabel de Armas ..... Consultant, New Ticket Initiatives

**BUSINESS DEVELOPMENT**

Dan Eanes ..... Senior Director, Business Development  
 Nick Hefley ..... Manager, Business Development  
 Bobby Lindsey ..... Senior Consultant, Business Development  
 Jon Snowden ..... Consultant, Business Development  
 Will McConnell ..... Consultant, Business Development  
 Jordan Bradford ..... Consultant, Business Development  
 Alex Gilstrap..... Consultant, Business Development  
 Cayce Bell ..... Account Executive, Business Development

**INSIDE SALES**

Richard Thornton ..... Senior Director, Ticket Sales  
 Drew Swank..... Account Executive, Ticket Sales  
 Emma King ..... Sales Associate, Ticket Sales  
 Will Jordan ..... Sales Associate, Ticket Sales  
 Alexis Williams..... Trainee, Ticket Sales  
 Anna Lyn Morrow ..... Trainee, Ticket Sales  
 Bella Bass..... Trainee, Ticket Sales  
 Charles King..... Trainee, Ticket Sales  
 Mallory Mitchell..... Trainee, Ticket Sales  
 Mary Anglin Toole ..... Trainee, Ticket Sales  
 Max Pakula ..... Trainee, Ticket Sales

**MEMBER EXPERIENCE**

Danson Smith ..... Director, Member Experience  
 Danielle Brumbeloe ..... Lead Consultant, Member Experience  
 Nabil Yang ..... Senior Consultant, Member Experience  
 Cory Hawkins..... Senior Consultant, Member Experience  
 Audie Franza ..... Consultant, Member Experience  
 Kameron Watson ..... Consultant, Member Experience  
 Miranda Mims ..... Consultant, Member Experience  
 Emily DeVito ..... Consultant, Member Experience  
 Carly Zabow ..... Consultant, Member Experience  
 Joshua Lomax..... Account Executive, Member Experience

**BRAVES DEVELOPMENT COMPANY**

Lauren Abernethy ..... Vice President, BDC Marketing  
 Billy Rowland ..... Vice President, BDC Operations  
 Dale Bolenbaugh ..... Vice President, BDC Security  
 Chad Brittain..... Director, BDC Security  
 Kacey Dodd ..... Senior Manager, BDC Marketing  
 Matt Wolfenbarger ..... Senior Manager, BDC Operations  
 Katie Boland..... Senior Manager, Marketing & Events  
 Kylie Guckian..... Office Manager, BDC  
 Mia Bolton ..... Digital Marketing Manager, BDC  
 Todd Ayers ..... Lead Maintenance Engineer  
 Andrew Wasson..... Maintenance Technician IV  
 Justin White ..... Maintenance Technician III  
 Ryan Jerman ..... Maintenance Technician III  
 Christian Pearson ..... Maintenance Technician  
 Jessica Colvin ..... Coordinator, Marketing & Events  
 Alexis Woolfolk ..... Trainee, BDC Security

**SPRING TRAINING**

Mike Dunn..... VP & General Manager, North Port Spring Training  
 Christina McCaffrey..... Senior Director, Operations  
 Brad Smith..... Senior Director, Stadium Operations  
 Gary Conway..... Senior Director, Security Operations  
 Henry Monaco ..... Senior Director of Food & Beverage, North Port  
 Matt Taylor..... Senior Director of Turf Maintenance, North Port  
 Jim Kraft ..... Director of Client Services, North Port  
 Erik Salmon ..... Assistant Director of Turf Maintenance  
 Tait Torstenson..... Assistant Director, Stadium Operations  
 James Hinkley..... Assistant Director, North Port Security  
 Matt Gower ..... Senior Sales Manager, North Port  
 Edward Perretta..... Senior Ticket Manager, North Port



# **BRAVES EXECUTIVES**





# TERRY MCGUIRK

## Chairman

Terry McGuirk is Chairman & CEO of Atlanta Braves Holdings, LLC, the parent company of the Atlanta Braves and Braves

Development Company. In his role as Chairman and Control Person of the Atlanta Braves, McGuirk maintains executive oversight over all aspects of the Braves franchise including team and player personnel operations, business operations, Truist Park and representation of the Braves at Major League Baseball ownership meetings. McGuirk is also the Chairman of Braves Development Company, the Braves real estate development entity that owns and operates The Battery Atlanta mixed use development adjacent to Truist Park.

In 2021, McGuirk oversaw the holistic organizational efforts that culminated in the Braves' fourth World Series title.

McGuirk spent 35 years at Turner Broadcasting System, Inc. (TBS), beginning in 1972 as an account executive with WTCG, which later became TBS Superstation. In 1973, he assumed the same role at TBS-owned WRET in Charlotte, N.C. McGuirk returned to Atlanta in 1975 as director of cable relations, where he was instrumental in the launch of TBS Superstation and played a key role in the launch of every Turner network through 2001.

In 1978, McGuirk was named director of special projects for TBS, Inc. and in 1979, was appointed vice president of TBS, Inc. From 1987 to 1991, he served as president of Turner Network Sales and CNN International Sales, Ltd., where he set up the company's international sales and distribution operations. He was elected to the TBS, Inc. board of directors in July 1987. Concurrently, McGuirk was president of Turner Sports, where, during his tenure, he was instrumental in securing coverage of the Olympics for cable television for the first time and oversaw the resurgence of the winningest team in baseball, the Atlanta Braves.

As executive vice president, McGuirk served as the company's second in command from 1991

to 1996. When TBS, Inc. merged with Time Warner Inc. in 1996, he succeeded R.E. (Ted) Turner as chairman, president and CEO.

He served as chairman and chief executive officer of the company until March 2001. From that point through December 2003, McGuirk was vice chairman of Turner Broadcasting System Inc., along with being chief executive officer of the company-owned Atlanta sports teams, including the Major League Baseball Braves, the National Basketball Association Hawks and the National Hockey League Thrashers.

McGuirk has served on the board of many cable industry-related groups and the International Olympic Committee's Radio and Television Commission. He was the 1989 recipient of the NCTA Vanguard Award for Young Leadership and was inducted into the fellowship of Cable Television Pioneers at the 1996 NCTA Convention.

A native of Bayshore, N.Y., McGuirk is a graduate of Portsmouth Abbey School and holds a bachelor of arts degree in American history from Middlebury College.

McGuirk is on the MLB Executive Council and is the immediate past Chairman of the Board of Major League Baseball's Business and Media Committee, the successor to MLB Advanced Media (MLBAM). He also serves on the MLB Ownership Committee. McGuirk is the chairman of the newly formed Major League Baseball Media Committee.

He is a Trustee Emeritus of both Piedmont Healthcare and The Westminster Schools. McGuirk was the 2000 recipient of the Anti-Defamation League's Stewart Lewengrub Torch of Liberty Award. In 2006, he received the Governors Award from the southeastern chapter of the National Academy of Television Arts & Sciences and, in 2010, he entered the Cable Television Hall of Fame.

Terry and his wife, Nancy, live in Atlanta and have four children.

## ATLANTA BRAVES OWNERSHIP

Liberty Media Corporation officially acquired the Atlanta Braves on May 16, 2007, when Baseball Commissioner Allan H. ("Bud") Selig announced that Major League Baseball ownership had approved Turner Broadcasting and Time Warner's sale of the team.

Based in Englewood, Colo., Liberty Media owns interests in a broad range of electronic retailing, media, communications, sports and entertainment businesses. Liberty's Chairman is John Malone and its President and CEO is Greg Maffei.



# DEREK SCHILLER

**President and CEO, Atlanta Braves**

In his 21st season with the Atlanta Braves, President and Chief Executive Officer Derek Schiller manages all business and ballpark functions of the team. Schiller oversees

revenue-driven areas including corporate partnerships, ticket sales, broadcasting, licensing, special events, retail merchandise, and concessions. Additionally, Schiller manages all service-driven departments including client and guest services, ticket operations, alumni relations, communications, community relations, marketing, people capital, and ballpark operations. Within his capacity, Schiller establishes the strategic direction for the Atlanta Braves, steers the Braves brand, advocates for innovation throughout all aspects of the enterprise, and oversees the diverse and skilled Braves workforce.

Schiller has played a pivotal role in leading the front office to increase attendance and improve the fan experience, hosting over 3.2 million fans at Truist Park during the 2023 season. An industry leader in business analytics, fan engagement, and mobile ticketing and ordering, Schiller's forward-thinking approach is widely recognized within the professional sports industry. Additionally, he supervised the establishment of the team's diversity and inclusion marketing department, making the Braves the first team in Major League Baseball to formalize a department dedicated to diversity engagement.

Under Schiller's direction, the Braves have introduced many technical developments including digital ticketing, variable and dynamic pricing, and a Customer Relationship Management system that has enhanced customer experience and data management for both corporate partners and ticket holders. During his tenure, the organization has also placed a focus on expanding fan outreach by creating engaging content on all social media platforms.

Schiller works closely and collaboratively with Braves Chairman Terry McGuirk, President of Baseball Operations Alex Anthopoulos and President of Braves Development Company Mike Plant.

Additionally, Schiller oversees all broadcasting relationships, which include Braves television partner Bally Sports South and Bally Sports Southeast, as well as the team's radio partner, Dickey Broadcasting, and the Braves Radio Network across the Southeast, the largest radio affiliate network in Major League Baseball.

Outside of the ballpark, Schiller and the executive team lead the strategic vision for The Battery Atlanta, ensuring its seamless integration with Truist Park. This groundbreaking approach to incorporating a

substantial real estate development alongside a new ballpark has garnered global recognition.

As part of the Braves' executive leadership team, Schiller was instrumental in securing plans for Truist Park and The Battery Atlanta and played a pivotal role throughout the design and execution phases of the project. Collaborating with Truist Park planners and architects, Schiller and the executive team tailored the ballpark to authentically represent the organization and its rich history, while creating unique gameday experiences for fans and visitors. Schiller's emphasis on innovation was the driving force behind many of these enhancements, along with technology partnerships that made Truist Park the most technologically advanced venue in all of sports.

Schiller joined the Braves in November 2003 as senior vice president of sales and marketing and was promoted to executive vice president of sales and marketing in August 2007. He came to the Braves after serving as vice president of sales and marketing for the Atlanta Thrashers hockey team since 1998. In that position, he led the development of the Thrashers as an expansion franchise in the National Hockey League, which included the management of all business operations and marketing.

Before joining the Thrashers, Schiller served as vice president of business development for the New York Yankees from 1996 to 1997. While there, he was responsible for all revenue-producing and related functions, including sponsorship sales, marketing, ticket and suite sales, publications, concessions and merchandising, fan services and licensing. He was instrumental in putting together one of the largest sponsorship deals in sports between the Yankees and Adidas.

Schiller earned a degree in engineering from Vanderbilt University. He is on the board of directors of the Metro Atlanta Chamber of Commerce, serves as an executive board member of the Atlanta Convention and Visitors Bureau, and is a board member of the Atlanta Sports Council, the Cobb Chamber of Commerce, and the Jack and Jill Late Stage Cancer Foundation. He also serves on the Truist Atlanta Advisory Council and a number of MLB committees. Schiller is an active member of Leadership Atlanta and supports several metro Atlanta charities. Schiller and his wife, Kristin, live in Atlanta and have two children, Luke and Carson.





## MIKE PLANT

**President and CEO, Braves Development Company**

Mike Plant is in his 21st season with the Atlanta Braves, and his seventh as President and Chief Executive Officer of Braves Development Company. Plant joined the organization as Executive Vice President of Business Operations in November of 2003.

In his role, Plant oversees the Braves' real estate and development holdings including The Battery Atlanta, its development and project management teams, design, financing, construction and leasing activities. Braves and Battery security, life safety, parking and government relations are all consolidated under Plant's leadership. He also works with key Braves executives managing the Spring Training complex in North Point, Florida.

As part of the Braves executive leadership team, Plant was instrumental in the Braves' efforts to secure and plan Truist Park and the adjacent mixed-use development, The Battery Atlanta, which opened in Cobb County in April 2017. The creative and innovative approach Plant led since inception has been recognized as a leading example of how to structure a successful Public/Private partnership now generating substantial returns for multiple government entities. Oversight and direct responsibility for managing all aspects of design, project management, financing, leasing and construction led to delivering approximately 2.5MM square feet in less than 36 months. A \$300MM, 800,000 square foot phase 2 of The Battery Atlanta started in July 2018. The hallmark of this phase is led by thyssenkrupp, the global leader in urban mobility, and Papa John's Pizza creating their new headquarters at The Battery Atlanta.

Plant joined the Braves after having served as Executive Vice President of Turner Sports since February 2002. In that position, he was in charge of the day-to-day operations of the division, a \$500-million acquisition, promotion and production company that at the time broadcast approximately 1,200 hours of sports programming on various Turner networks.

Before becoming Executive Vice President

of Turner Sports, Plant was President of Ted Turner's multi-sport event, The Goodwill Games, and Vice President of Events for Turner Sports. He was responsible for the overall direction and management of The Goodwill Games, as well as all sports properties acquired by Turner Sports.

Prior to joining Turner Sports, Plant was Owner and President of Medalist Sports, a full-service sports marketing company he founded in 1988. Medalist Sports created and operated premier professional cycling events in the United States and China. In addition, Plant was the Associate Executive Director of the United States Cycling Federation in Colorado Springs, Colo., from 1986 to 1988 and the Executive Director of the Canoe and Kayak Team from 1985 to 1986.

Plant was a member of the 1980 U.S. Olympic speedskating team in Lake Placid, NY, and a six-time member of the U.S. World Championship speedskating teams. Since 1980, he has chaired numerous committees and boards for the U.S. Olympic Committee (USOC), the U.S. International Speedskating Association, International Cycling Federation, and USA Cycling. Plant served on the Atlanta Committee for the 1996 Olympic Games (ACOG) Board of Directors and the Board of Trustees for the Salt Lake City Olympic Bid Committee for the 2002 Winter Games.

Plant served two eight-year terms on the USOC's Board of Directors and Executive Committee (1984-1992 and 2003-2011). He was Chairman of the USOC Athletes Council, and Chairman of the Athlete Performance Group (1992-1996). Plant was President of USA Cycling, the National Governing Body for Olympic cycling, from 1995 to 2002, and President of U.S. Speedskating from 2013-2018. Additionally, he currently serves as the Chairman of the Cobb Chamber.

Internationally, Plant served on the International Cycling Federation's (UCI) Executive Committee for 20 years, and was President of three different commissions. In 2009, Plant was elected U.S. Olympic Chef de Mission for the Olympic team for the 2010 Vancouver Olympic Games.

He and his wife Mary have two daughters, Erika and Maddie, and a son, Drew.





# ALEX ANTHOPOULOS

**President, Baseball Operations and General Manager**

Alex Anthopoulos is in his seventh season with the Braves. He joined the club in November 2017 as the executive vice president and general manager. In February 2020, Anthopoulos was promoted to president, baseball operations and general manager, and received a contract extension. He received an additional extension on January 12, 2024, which will keep him with the club through the 2031 season.

The Braves won the 2021 World Series under his guidance and have taken the National League East in each of his first six seasons leading Atlanta's baseball operations department. The club has compiled a 515-354 (.593) record under his leadership.

He is the 12th Braves general manager since the franchise moved to Atlanta in 1966.

Anthopoulos, who reports to Chairman Terry McGuirk, oversees all aspects of the club's baseball operations. He came to the Braves after spending the 2016 and 2017 seasons as the Los Angeles Dodgers' vice president of baseball operations.



He joined the Dodgers in January 2016 following six seasons as the Toronto Blue Jays' general manager, which culminated in an American League East title in 2015 to snap Toronto's 22-year postseason drought.

Anthopoulos began his baseball career with the Montreal Expos as a media relations intern in 2000 before transitioning to international scouting and serving as Montreal's coordinator for amateur and professional scouting for the 2002 and 2003 seasons. The Expos expanded his duties in 2003, adding the title of Scouting Supervisor for Canada.

He joined Toronto following the 2003 season as a scouting coordinator and earned a promotion to vice president, baseball operations and assistant general manager on January 8, 2006. On October 3, 2009, he accepted the position of senior vice president, baseball operations and general manager.

He was named *Baseball America's* Executive of the Year in 2022. Furthermore, Anthopoulos was selected as *Sporting News's* MLB Executive of the Year at the conclusion of the 2015 campaign – the only executive in Blue Jays history to achieve the honor.

Born May 25, 1977, Anthopoulos is a native of Montreal, Quebec. He is fluent in English and French, and he also speaks some Spanish and Greek. With his Greek descent, he lent his services to the Greek National baseball team around the 2003 European Championships before helping to assemble the Greek national team for the 2004 Olympics in Athens.

Anthopoulos attended Lower Canada College and Marianopolis College before majoring in economics at McMaster University in Hamilton, Ontario.

He and his wife, Cristina, have a daughter, Julia, and a son, John.

## BRAVES GENERAL MANAGERS

Alex Anthopoulos is the 12th general manager in club history. Bill Lucas, who is listed below, never received the title of general manager, but performed all the duties of the position.

|                        |              |
|------------------------|--------------|
| John Quinn.....        | 1945-58      |
| John McHale .....      | 1958-66      |
| Paul Richards.....     | 1966-72      |
| Eddie Robinson .....   | 1972-76      |
| John Alevizos .....    | 1976         |
| Bill Lucas .....       | 1976-79      |
| John Mullen.....       | 1979-85      |
| Bobby Cox .....        | 1986-90      |
| John Schuerholz.....   | 1990-2007    |
| Frank Wren.....        | 2007-14      |
| John Hart .....        | 2014-15      |
| John Coppolella .....  | 2015-17      |
| Alex Anthopoulos ..... | 2017-present |





## GREG HELLER

### Executive Vice President, Chief Legal Officer

The 2024 season marks Greg Heller's 24th as legal counsel to the Braves. As Executive Vice President and Chief Legal Officer, Heller manages and oversees all legal affairs for the

Braves. Heller also has ultimate oversight for all legal issues related to Truist Park, The Battery Atlanta and for the Braves' spring training facility, CoolToday Park, and had ultimate oversight for all legal matters related to the negotiation, planning and development of all three projects for the Braves organization.

Heller's responsibilities and duties include providing guidance and counsel on baseball operations matters, sales and marketing, broadcasting, stadium and business operations, intellectual property, corporate governance, legislative affairs, employment and litigation.

Prior to serving as Executive Vice President and Chief Legal Officer of the Braves, Heller spent nearly seven years with the TBS sports legal group which included the Braves, the Atlanta Hawks, the Atlanta Thrashers, Philips Arena, the Goodwill Games, the Turner Sports television group (and its NBA, NASCAR, PGA, British Open and MLB properties), and the Turner Sports new media group (and its NASCAR, PGA and PGA TOUR and ACC Select properties).

Heller began his career in sports law as an undergraduate at Indiana University where he graduated cum laude with a Bachelor of Science degree in Sports Marketing/Management. While at Indiana, Heller completed internships with the Peoria Chiefs, a minor league affiliate of the Chicago Cubs, and with the Indiana University athletic department.

Upon graduating from IU, Heller entered law school at Marquette University. While at Marquette, Heller was an active participant in the sports law program, including serving as a member and Student Articles Editor of the Marquette Sports Law Journal, serving as a member of the Sports Law Society, authoring a law review article on the NCAA enforcement process and completing internships with the National Sports Law Institute, Harley Davidson, the Milwaukee Brewers and Reece & Lang PC, the legal division of an Atlanta-based sports management firm.

Upon graduating from Marquette, Heller became an Associate Attorney with the Atlanta firm of Powell Goldstein Frazer & Murphy (now part of Bryan Cave) where he concentrated his practice on general corporate, mergers and acquisitions, securities and sports and entertainment law matters from 1996 to 1997. In the Fall of 1997, Heller joined the Chicago law firm of Horwood Marcus & Berk and continued his practice in general corporate, mergers and acquisitions and sports and entertainment law matters before joining TBS in the Fall of 2000.

Heller serves on Advisory Boards at Marquette University Law School, Indiana University, Blessed Trinity Catholic High School and the Kennesaw State Athletics Association. In 2004 and 2024, Heller was named by Marquette University as its Sports Law Alumnus Of The Year. In 2017, Heller was named the W.W. Patty Distinguished Alumnus by the Indiana University School of Public Health.

Heller and his wife, Krista, live in Roswell and have four children, Madelyn, Charlie, John and Elizabeth.





## JILL ROBINSON

### Executive Vice President, Chief Financial Officer

Jill Robinson is in her seventh season with the Braves after joining the organization in April 2018 as chief financial officer and executive vice president.

In her role, Robinson oversees the Braves' entire accounting and finance operations, leading a team of 25 finance and accounting professionals. Robinson also manages the Braves' financial interests in The Battery Atlanta, the world-class mixed used real estate development located around Truist Park.

Prior to joining the Braves, Robinson worked for McKesson Corporation for 16 years in both San Francisco, Calif., and Atlanta, Ga., serving in a variety of roles for the Fortune 50 company. At the time of her departure, Robinson was the chief financial officer and senior vice president for McKesson Technology Solutions, a \$3 billion healthcare technology company.

She began her career at McKesson in 2001 as a director in the procurement finance department, managing a team that provided all accounting and finance functions for the pharmaceutical purchasing organization. Robinson moved to a director's role in Investor Relations in April 2004, before she was promoted to Vice President of Internal Audit in November 2005.

In March 2010, Robinson became the chief financial officer and vice president of RelayHealth Pharmacy, growing a three-person department to a team of 35 during her tenure.

In November 2011, Robinson became the chief financial officer and senior vice president for McKesson Provider Technology, a company worth over \$2 billion. Her team of 250 supported several acquisitions and subsequent integration efforts, while also sponsoring a major legal entity streamlining process.

She was named chief financial officer and senior vice president of McKesson Technology Solutions in February of 2013, and oversaw a team of over 350 for the next four-plus years until joining the Braves.

Robinson began her professional career in 1992 in Indianapolis with Deloitte & Touche, before serving as Controller for Tambourine, Inc., an independent record label, in San Francisco from 2000 to 2001.

A native of Naperville, Ill., Robinson graduated from the University of Illinois with a degree in accountancy in 1992. She became a certified public accountant in November of that year.

Jill has always had a passion for career development and supporting women in the workforce, and has served as a founder and executive sponsor of McKesson women's employee resource groups, OWNIT-Bay Area and OWNIT-Georgia, and a founder and executive sponsor of the McKesson Career Development Council – Bay Area & Atlanta. Robinson was also a steering committee member on McKesson's Finance Rotational Development Program. She currently serves on the Advisory Board for the Atlanta CFO Forum, and in 2021, was recognized by the CFO Forum as Atlanta's Preeminent CFO. She is also the treasurer of the Board of Directors of the Atlanta Area Council of the Boy Scouts of America and the Secretary of the Board of Directors of ArtsNow.

Robinson lives in Johns Creek with her husband, Rob, and their two children, daughter, Chloe, and son, Tyler.







## CHIP MOORE

**Executive Vice President & Senior Advisor**

The 2024 season marks Chip Moore's 47th with the Braves organization. Moore, executive vice president and senior advisor, assists the Braves' executive board with long-

term planning and oversees the club's spring training facility and Florida operations. Moore spent nine years (2009-17) as the Braves' chief financial officer, after spending 12 seasons (1997-2008) as senior vice president and controller. He was named to his current position on February 5, 2018.

Moore was instrumental in the Braves' efforts to secure Truist Park and the club's mixed-use development, The Battery Atlanta, both of which opened in 2017. Moore played an important role in lease negotiations, relocation, design and construction of minor league ballparks in Rome, Ga., Pearl, Miss., and Gwinnett, Ga.

For over 25 years, Moore led the Braves' finance and accounting function and played a key role in Braves successes both on and off the field. This included managing financial tasks associated with Braves post-season runs, MLB's 2000 All-Star Game in Atlanta and the many challenges associated with the moves from Atlanta-Fulton County Stadium to Turner Field and finally to Truist Park.

In addition, Moore was an instrumental figure in the lease negotiation, design and construction of the Braves' spring training complex in North Port, Fla., in Sarasota County.

Moore steadily moved up through the organization during his tenure. He began as an usher at Atlanta-

Fulton County Stadium before working nine seasons as a member of the Braves grounds crew. In 1985, he joined the Braves accounting department and rose to assistant controller in 1988 and controller in 1992 before becoming chief financial officer in 2009 and named to his current position in 2018.

Moore also worked on the establishment of the Braves charitable entity, the Atlanta Braves Foundation, and has served on its Board of Directors since its inception.

Moore graduated from Oglethorpe University in 1985 with a degree in business administration, majoring in accounting.

Moore serves on the Board of Directors for the Atlanta Braves Foundation. He served on the Minor League Baseball Board of Trustees for 14 years and on the Board of Directors of the South Atlantic League of Professional Baseball for 29 years, including 20 years as its vice president. In 2006, Moore was inducted into the South Atlantic League Hall of Fame for his contributions to the Rome Braves and the SAL. Additionally, Moore has served on the Board of Directors for the International League and Southern League of Professional Baseball. Locally, he serves on the Board of Atlanta Area Council of Boy Scouts.

Chip and his wife, Anne, reside in Kennesaw, Ga., and have two children, Jordan and Will.





## DERETTA RHODES, PH.D.

**Executive Vice President, Chief Culture Officer**

DeRetta Rhodes, Ph.D. is in her sixth season with the Braves after arriving in January 2019. She joined the organization as Senior Vice President of Human Resources before her promotion to Executive Vice President, Chief People Capital Officer, in January 2021. She was elevated to her current role, Executive Vice President, Chief Culture Officer, in January 2022.

Dr. Rhodes, who oversees communications, community affairs and people capital initiatives for the organization's major league and The Battery Atlanta operations, has left a lasting impact in her short time with the Braves.

She has transformed the people capital department, expanded the culture of the organization with training programs and employee resource groups and created an internal diversity, equity and inclusion council. She also managed organizational adjustments that became necessary due to the pandemic.

Prior to joining the Braves, Dr. Rhodes was the Executive Vice President/Chief Human Resources Officer of the YMCA of Metro Atlanta, Vice President of Human Resources at First Data, Vice President of Human Resources for Turner Broadcasting and held leadership positions at Ernst & Young, ADP, HomeGrocer.com and YUM Brand.

Dr. Rhodes received her undergraduate degree from the University of Georgia, her Master's in Business Administration from Clark Atlanta University and her Ph.D. in adult education from the University of Georgia. She is a certified facilitator for the Benchmark 360 assessment by the Center for Creative Leadership, DISC coach and facilitator, qualified facilitator for the Myers-Briggs Type Indicator (MBTI), HOGAN Assessment and HOGAN 360.

A Kansas City native, Dr. Rhodes has frequently served in the Metro Atlanta community for organizations such as the Woodruff Arts Center, 21st Century Leaders, Zoo Atlanta and the Atlanta Braves Foundation. Rhodes completed her Ted Talk (TedxUGA) in 2018, and later was honored as part of Atlanta Business Chronicle's 100 Women of Influence in 2020, '21 & '22. Additionally, she was named to Georgia's cohort of the 100 Titans of Industry, which recognizes the area's most accomplished business leaders that demonstrate exceptional leadership, vision and passion. Rhodes has also been named to the list of National Diversity & Leadership Top 100 HR Professionals.

Dr. Rhodes lives in Atlanta, Ga. with her husband, Leon, and her three sons, Cole, Austin and Jordan.





# JOHN SCHUERHOLZ

**Vice Chairman, Emeritus**

Named Vice Chairman Emeritus by the Braves in 2018, John Schuerholz is in his 59th year in professional baseball and his 34th season

in Atlanta. He served as club president for eight and a-half years before being named vice chairman in March 2016.

As president and then as vice chairman, Schuerholz was instrumental in the planning and building of Truist Park and the mixed-use development, The Battery Atlanta, which opened in April 2017.

Schuerholz received the game's highest honor in December 2016, when he was elected to the National Baseball Hall of Fame. He was formally inducted into the illustrious club in Cooperstown, N.Y., on July 30, 2017.

Following 26 years as a Major League general manager, from 1982 to 2007, Schuerholz stepped aside as GM after the 2007 season and was named president of the Braves on October 11, 2007. He spent 17 seasons as the Braves' executive vice president and general manager, from 1991 to 2007.

Schuerholz came to the Braves from the Kansas City Royals in October 1990. Under his leadership and guidance as a GM, the Braves achieved unprecedented success, compiling the best record in baseball over those 17 seasons from 1991 to 2007 (1,594-1,092; .593). The Braves established an American professional sports record by winning 14 consecutive division titles from 1991 to 2005 (the 1994 season was not played to completion).

The Braves won five National League pennants, one World Series and several organization of the year awards. The club won 100-or-more games six times under Schuerholz, including five times in seven seasons from 1997 to 2003.

During his career with Baltimore, Kansas City and Atlanta, Schuerholz has been associated with four World Champions (1966, 1985, 1995, 2021), nine pennant winners and 22 division crowns. In 2004, to honor his nearly 40 years of success at the major league level, *Baseball America* named him the recipient of the prestigious Lifetime Achievement Award. Atlanta's overall success in 2005 also helped the Braves earn *Baseball America's* prestigious Organization of the Year award.

When the Braves won the 1995 World Series, Schuerholz became the first executive to be general manager of world championship teams in both the American and National Leagues. In his 26 years as a general manager with Kansas City and Atlanta, his teams totaled an amazing 2,348 wins.

During Schuerholz's time with Kansas City, the Royals won one World Championship, two American League pennants and six division crowns. The *Sporting News* selected him as the Major League Executive of the Year in 1985, when Kansas City won the World Series.

Schuerholz was inducted into the Braves Hall of Fame in August 2016 and the Georgia Sports Hall of Fame in February 2015. In January 2014, he was honored with the Outstanding Achievement in Baseball Award by the Professional Baseball Scouts Foundation. He was inducted into the Atlanta Sports Hall of Fame in 2008 and the Negro Leagues Baseball Museum recognized John as the National League Executive of the Year with its Andrew "Rube" Foster Award in 2001, 2002 and 2005. After the Braves' 1991 worst-to-first performance, Schuerholz was named the Executive of the Year by UPI, the Boston Writers Association and the Maryland Tops in Sports group, Executive of the Year by the Georgia Securities Association and Georgian of the Year by Georgia Trend Magazine.

Schuerholz has served on a variety of Major League Baseball's committees throughout his career, including being appointed by then-Commissioner "Bud" Selig to chair the newly-formed Instant Replay Committee. In three years, the committee oversaw the implementation of expanded replay, creating a modernized, effective system for replay reviews. Schuerholz has also served as chairman of the Pace of Game Committee, and on the Playing Rules Committee.

A native of Baltimore, Schuerholz left a job as a junior high school teacher to join the Orioles in 1966. He moved to Kansas City two years later, and as an administrative assistant, was involved in the expansion draft that created the first ever Royals roster. He was named Assistant Farm Director in 1970 and became Farm Director in 1975. He was promoted to director of player procurement and development in 1976 and vice president-player personnel in 1979. The Royals named Schuerholz executive vice president and general manager in October of 1981, when he was 41.

Born October 1, 1940, Schuerholz is a graduate of Towson (MD) University, where he played soccer and baseball. He was an all-conference choice in baseball and the school's Athlete of the Year in 1962. He was inducted into Towson's Athletic Hall of Fame in 1973 and served on the school's Board of Visitors. Towson's baseball facility is named John Schuerholz Park.

Schuerholz's book, "Built to Win: Inside Stories and Leadership Strategies from Baseball's Winningest GM," was released in the spring of 2006.

He and his wife, Karen, have two children, Gina and Jonathan, and four grandchildren. Jonathan has been in the Braves organization since 2002.





## BOBBY COX

### Special Assistant to the General Manager

Bobby Cox is in his 14th season in a consulting role for the Braves after retiring from his legendary managerial career following the 2010 campaign.

Cox was awarded baseball's highest honor in 2014, when he was inducted into the National Baseball Hall of Fame, along with fellow managers Tony La Russa and Joe Torre and former players Tom Glavine, Greg Maddux and Frank Thomas.

On September 23, 2009, the Braves announced that Cox had agreed to a contract extension for the 2010 season, and Cox himself announced that he would retire from managing at the conclusion of the 2010 campaign. As part of his contract extension, Cox was given a consulting agreement. In his role, he advises and consults in all areas of baseball operations, including the Major League Club, spring training, minor league operations and scouting. In addition, Cox works with the office of the president on special business projects.

Cox spent 29 seasons as a Major League skipper, including 25 seasons in two stints at the helm of the Braves. His 2,504 wins rank fourth all-time and include a franchise-best 2,149 victories with the Braves and 355 with the Toronto Blue Jays. Cox posted an overall career record of 2,504-2,001-3 (.556). He won his 2,500th game on September 25, 2010, at Washington.

In his final season in 2010, the Braves went 91-71 and claimed the first National League Wild Card in franchise history. The 2010 campaign was Cox's 15th with 90-or-more wins. That tied him for second all-time in 90-win seasons with Hall of Fame skipper Joe McCarthy, one behind John McGraw's record 16. Cox and McCarthy are the only managers in Major League history to compile six 100-win seasons.

Cox won 15 division crowns in his career, including 14 straight in Atlanta that led to five pennants (1991, 1992, 1995, 1996 and 1999) and one World Championship (1995). He had a string of 15 consecutive winning seasons from 1991 to 2005, tying him with Al Lopez and Earl Weaver for third place all-time behind Joe McCarthy (20) and Sparky Anderson (17) for the most consecutive winning campaigns.

Cox was voted the Manager of the Year by the Baseball Writers' Association of America four times (1985 with Toronto and 1991, 2004 and 2005 with Atlanta). The *Sporting News*, in a poll of his peers, honored Cox as the league's top skipper seven times with the Braves and eight times overall. No other manager has won the *Sporting News* award more than four times since the magazine started the balloting in 1936. In 1991, the Associated Press named him Major League Manager of the Year, as he became the first manager to earn that honor in both leagues, having also won it while with the Blue Jays in 1985.

He brought the city of Atlanta its first major professional sports world championship in 1995, when the Braves defeated Cleveland, four-games-to-two, in the World

Series. The victory also marked the first time a franchise had won a World Series in three different cities.

In 1993, the Braves won 104 games and became the first National League West team to win three straight division titles. The Braves' 400 Club honored Cox with its "Mr. Baseball" award that season.

The Braves' performance in 1991, when they went from worst-to-first and participated in one of the most dramatic World Series in history, earned Cox several post-season honors. Among others, the Associated Press named him Major League Manager of the Year. Cox became the first manager to earn that honor in both leagues, having also won it while with the Blue Jays in 1985.

Cox managed the Braves from 1978 to 1981, compiling a 266-323 record and laying the groundwork for the club's National League West title in 1982. He began a four-year tenure as Toronto's manager in 1982, lifting a habitual last-place team to within one game of attaining a World Series berth in 1985.

In 1982, Cox led the Blue Jays to a 78-84 mark, the best record in their six-year existence. Toronto improved to 89-73 each of the next two seasons and then won the American League East crown by finishing 99-62 in 1985. For his efforts that year, Cox was named Major League Manager of the Year by the Baseball Writers Association of America, the Associated Press and *Sporting News*.

Cox returned to the Braves as general manager in October 1985 and oversaw a farm system which set the foundation for great success. He added the field managing responsibilities on June 22, 1990, then devoted all his time to those duties when the Braves named John Schuerholz as general manager in October of that year.

Cox spent five years in the Dodgers' farm system before being selected by the Chicago Cubs in the November 1964 Minor League Draft. He was acquired by the Braves in a 1966 trade that sent outfielder Billy Cowan to the Cubs. After playing for Triple-A Richmond in 1967, he was traded to the New York Yankees and beat out Mike Ferraro, the Yankees' outstanding spring training rookie, for the third base job in 1968. Cox made the Topps Rookie All-Star team in 1968, but lost his job to roommate Bobby Murcer in '69.

Bad knees forced Cox to retire as a player at the age of 30. He was appointed manager of the Yankees' Class-A Fort Lauderdale club in 1971. He won the Eastern League pennant and championship with West Haven in 1972 and placed second twice and third twice in four years at Syracuse, winning the International League's Governor's Cup in 1976. He served as the Yankees' first base coach in 1977.

Born May 21, 1941, in Tulsa, Okla., Cox graduated from Selma (Calif.) High School in 1959 and attended Reedley Junior College.

He and his wife, Pam, reside in Marietta, Ga. They have three daughters, Keisha, Kami and Skyla. He has five other children, Debbie, Bobby Jr., Connie, Shelly and Randy.





# **BASEBALL OPERATIONS**



# 2024 BASEBALL OPERATIONS DIRECTORY

## EXECUTIVES

Alex Anthopoulos..... President, Baseball Ops & General Manager  
 Dean Decillis..... Special Assistant to the General Manager  
 Mike Fast..... SVP, Baseball Development  
 Jason Paré..... Assistant General Manager, Research & Development  
 Ben Sestanovich..... Assistant General Manager, Player Development

## SPECIAL ASSISTANTS

Bobby Cox..... Special Assistant to the General Manager  
 Chipper Jones..... Special Assistant, Baseball Operations  
 Terry Pendleton..... Special Assistant, Player Development  
 Josh Tomlin..... Special Assistant, Pitcher Performance

## BASEBALL OPERATIONS STAFF

Dixie Keller..... Senior Director, Baseball Administration  
 Adam Sonabend..... Director, Baseball Operations  
 Rafael Becerra..... Manager, Family Relations  
 Seth Heizer..... Coordinator, Family Relations  
 Elizabeth Terán..... Executive Assistant to Alex Anthopoulos  
 Chloe Tjogas..... Fellow, The Diamond Fellowship  
 Jared Jackson..... Fellow, Bill Lucas Fellowship

### MAJOR LEAGUE OPERATIONS

Doug Wachter..... Assistant Director, Major League Operations  
 Tyler Flowers..... Special Assistant to Major League Operations  
 Caelan Collins..... Manager, Major League Operations  
 Tom O'Donnell..... Manager, Major League Operations  
 Will Siskel..... Coordinator, Major League Operations  
 Jeremy Dorsey..... Analyst, Major League Operations  
 Robert Sanders..... Analyst, Major League Operations  
 Matt Winn..... Analyst, Major League Operations  
 Casey Ciucci..... Analyst, Major League Operations  
 Jack Byrne..... Analyst, Major League Operations  
 Terrence Pinkston..... Analyst, Major League Operations  
 Landon Langston..... Trainee, Major League Operations

### RESEARCH & DEVELOPMENT

Josh Malek..... Assistant Director, Research & Development  
 Garrett Wilson..... Assistant Director, Baseball Systems  
 Kyle Sargent..... Assistant Director, Research & Development  
 Michael Copeland..... Lead Developer, Baseball Systems  
 Isaac Lee..... Sr. Developer, Baseball Systems  
 Isaac Gadinsky..... Developer, Baseball Systems  
 Evan Olawsky..... Analyst, Research & Development  
 Stephen Loftus, PhD..... Analyst, Research & Development

## CLUBHOUSE

Mike Shaw..... Vice President, Team Travel  
 Jonathan Kerber..... Director, Team Travel  
 Calvin Minasian..... Director of Equipment & Clubhouse Services  
 Fred Stone..... Visiting Clubhouse Manager  
 Eric Durban..... Manager, Clubhouse Operations  
 Jeff Pink..... Manager, Clubhouse Operations  
 Rob Smith..... Manager, Video Operations  
 Tony Farmer..... Assistant Clubhouse Manager  
 Braeden Schlehuber..... Replay Coordinator  
 Frank Cortes..... Head Chef, Clubhouse Operations  
 Christopher Santillan..... Sous Chef, Visiting Clubhouse

## MEDICAL & PERFORMANCE STAFF

Dr. Lee Kneer..... Head Team Physician  
 George Poulis..... Director of Player Health / Head Athletic Trainer  
 Nick Valencia..... Asst. Dir. Player Health/Head Physical Therapist  
 Jeff Stevenson..... Assistant Athletic Trainer  
 Nick Flynn..... Assistant Athletic Trainer  
 Brad Scott..... Head Strength & Conditioning Coach  
 Jordan Wolf..... Assistant Strength & Conditioning Coach  
 Paul Howey..... Assistant Strength Coach  
 Marcus Ahrens..... Assistant Physical Therapist  
 Nate Leet..... Massage Therapist  
 Matt Barnes..... Intern, Athletic Trainer

## SCOUTING

Ronit Shah..... Director, Amateur Scouting  
 Gary Rajsich..... Senior Advisor  
 Jonathan Schuerholz..... Advance Scout  
 Fred McGriff..... Special Assignment Scout

## CROSS CHECKERS

Joey Davis..... Southwest Cross Checker  
 Ron Marigny..... Midwest Regional Cross Checker  
 Terry Tripp Jr..... Upper Midwest Regional Cross Checker

## AREA SUPERVISORS

Jon Bunnell..... North/Central Fla.  
 Alan Butts..... Ga.  
 Travis Coleman..... Ala., La., Miss., Fla. Panhandle  
 Ryan Dobson..... S. Calif., Hawaii  
 Anthony Flora..... Utah, Colo., Ariz., N.M.  
 Dillon Forsythe..... South Texas/West La  
 JD French..... Ark., Iowa, Mo., Neb., N.D., S.D., Minn., S. Ill.  
 Jeremy Gordon..... Wis., Mich., Ohio, Ill., N. Ind.  
 Alan Hull..... N. Calif., Nev.  
 Cody Martin..... Alaska, Idaho, Mont., Ore., Wash., Wyo.  
 Kevin Martin..... Los Angeles  
 Trey McNickle..... Kan., N. Texas, Okla.  
 Will Rich..... Ky., Tenn.  
 Chris Roque..... Southeast  
 Lou Sánchez..... S. Fla., Puerto Rico  
 Alan Sandberg..... Md., N.J., N.Y.C., Del., Pa., D.C.  
 Brian Sankey..... New England  
 Al Skorupa..... N.C., S.C.  
 Porter Reinhart..... Va., W.V., S. Ohio

## VIDEO COORDINATORS

Alex Burritt..... Amateur Scouting Video Manager  
 Ryan Egdes..... Midwest Video Coordinator  
 Ryan Ferron..... East Coast Video Coordinator



## INTERNATIONAL SCOUTING

Jonathan Cruz ..... Director, Latin American Scouting  
 Gerald Milanes ..... Manager, International Scouting Administration  
 Orlando Covo ..... South America Scouting Supervisor  
 Carlos Sequera ..... Supervisor, Dominican Republic  
 Javier Meza ..... Supervisor, Venezuela  
 Reymond Nuñez ..... Area Scout  
 Carlos Perez ..... Area Scout  
 Victor Torres ..... Area Scout  
 Richard Castillo ..... Area Scout  
 Junior Colatosti ..... Area Scout  
 Rafael Marcano ..... Area Scout  
 Edison Sánchez ..... Area Scout  
 Jesus Simancas ..... Area Scout  
 Jorge Mena ..... Area Scout  
 Marcos Pujols ..... Area Scout  
 Shamir Arias ..... DR Scouting Analyst & Area Scout  
 Hector Otero ..... International Cross Checker  
 Jean Caba ..... Video Scouting Coordinator, Dominican Republic  
 Marvin Valderrama ..... Video Coordinator

## PLAYER DEVELOPMENT

Ron Knight ..... Director, Minor League Operations  
 Kyle Clements ..... Manager, Minor League Video & Technology  
 Fernando Piñeres ..... Manager, Cultural Development  
 Dylan Quantz ..... Manager, Minor League Operations  
 Tucker Meredith ..... Assistant, Player Development Technology  
 Sean Reagan ..... Assistant, Player Development Video  
 Ryan Taylor ..... Assistant, International Player Development

## BASEBALL DEVELOPMENT

Colin Wyers... Assistant Director, Baseball Development Analytics  
 Christina Zaccardi ..... Data Scientist  
 David Lee ..... Assistant, Baseball Development

## ROVING STAFF

Kevin Hooper ..... Director, Player Development  
 Paul Davis ..... Director, Pitching Development  
 Doug Mansolino ..... Advisor, Player Development  
 Greg Walker ..... Hitting Instructor  
 JD Closser ..... Catching Coordinator  
 Craig Bjornson ..... Roving Pitching Instructor  
 Devon Travis ..... Minor League Instructor  
 Chris Antariksa ..... Minor League Hitting Coordinator  
 Bo Henning ..... Pitching Coordinator  
 Lance Carter ..... Rehab Pitching Coordinator  
 Michael Saunders ..... Outfield / Baserunning Coordinator  
 Chris Swauger ..... Minor League Field Coordinator  
 Zach Sorensen .... Minor League Mental Performance Coordinator  
 Eric Tucker ..... Minor League Performance Dietitian  
 Eric Hrycko ..... Minor League Medical Coordinator  
 Toby Williams ..... Assistant Minor League Medical Coordinator  
 Jordan Sidwell ..... Strength & Conditioning Coordinator  
 Ryan Meehan ..... Assistant Strength & Conditioning Coordinator  
 Johnny Passarelli ..... Minor League Physical Therapist  
 Jonathan Pabon ..... Assistant Minor League Physical Therapist

## GWINNETT (AAA)

Kanekoa Texeira ..... Manager  
 Kevin McAvoy ..... Pitching Coach  
 Mike McCarthy ..... Pitching Coach  
 Dan DeMent ..... Hitting Coach  
 Wigberto Nevarez ..... Coach  
 Joel Wiggins ..... Athletic Trainer  
 Greg Harrel ..... Athletic Trainer  
 Tyler Enns ..... Strength & Conditioning Coach

## MISSISSIPPI (AA)

Angel Flores ..... Manager  
 Wes McGuire ..... Pitching Coach  
 Garrett Wilkinson ..... Hitting Coach  
 Francisco Diaz ..... Coach  
 Luis Ugueto ..... Coach  
 Jesús Aviles ..... Athletic Trainer  
 Toni Lee ..... Athletic Trainer  
 Kyle Hegedus ..... Strength & Conditioning Coach

## ROME (A+)

Cody Gabella ..... Manager  
 Mike Steed ..... Pitching Coach  
 Danny Santiesteban ..... Hitting Coach  
 Bobby Moore ..... Coach  
 Austin Smith ..... Athletic Trainer  
 Julian Rip ..... Strength & Conditioning Coach

## AUGUSTA (A)

Wynston Sawyer ..... Manager  
 Elvin Nina ..... Pitching Coach  
 Einar Diaz ..... Hitting Coach  
 Connor Justus ..... Coach  
 Tom Adams ..... Athletic Trainer  
 Jake Wynn ..... Strength & Conditioning Coach

## FCL BRAVES (R)

Nestor Pérez ..... Manager  
 Horacio Ramirez ..... Pitching Coach  
 Tyler Dalton ..... Pitching Coach  
 Stevie Wilkerson ..... Hitting Coach  
 Carlos Méndez ..... Hitting Coach  
 Jefferson Romero ..... Coach  
 Ben Revere ..... Coach  
 Dan Gaertner ..... Athletic Trainer  
 KB Clark ..... Athletic Trainer  
 Mike Wall ..... Strength & Conditioning Coach

## DSL BRAVES (R)

Maikol Gonzales ..... Manager  
 Samuel Taveras ..... Pitching Coach  
 Joe Strem ..... Assistant Pitching Coach  
 Adam Wood ..... Hitting Coach  
 Carlos Telemaco ..... Assistant Hitting Coach  
 Leandro Mateo ..... Coach  
 Elvis Peña ..... Infield Coach  
 Dakota Fowee ..... Athletic Trainer  
 Luis Palomares ..... Assistant Athletic Trainer  
 Pedro Hernández ..... Strength & Conditioning Coach  
 Mario Anguizola ..... Assistant Strength & Conditioning Coach

## INTERNATIONAL OPERATIONS

Lothar Schott ..... Mgr. - DR Administration & Operations  
 José Cochon ..... Administrative Assistant  
 Arturo de Freitas ..... Latin American Field Coordinator  
 Leandro Guzman ..... DR Academy Logistics Assistant  
 Alejandro Román ..... DSL Video & Technology Operator  
 Sarah de la Cruz ..... Lead Teacher

# BASEBALL OPERATIONS EXECUTIVES

## DEAN DECILLIS **Special Assistant to the General Manager**



- The 2024 season marks Dean Decillis' second season with the Atlanta Braves.
- As special assistant to the general manager, Decillis works closely with Alex Anthopoulos to direct and oversee the club's scouting operations.
- Decillis joined Atlanta from the Toronto Blue Jays, where he most recently served as a special assignment scout...While with Toronto, was credited with discovering All-Star Alejandro Kirk and targeting All-Star Santiago Espinal via trade.
- Shortly after retiring from his playing career, became an area scout with Baltimore...Went on to work for San Francisco, Philadelphia and Boston as well.
- Played eight minor league seasons from 1987-94, primarily in the Detroit organization... Was drafted by the Tigers in the 6th round of the 1987 draft...Also selected by Toronto in the 10th round of the 1986 draft, but did not sign.
- Born in New York, N.Y. in 1967, Decillis attended Miami Dade College, Kendall Campus in Miami, Fla.

## MIKE FAST **Senior Vice President, Baseball Development**



- Mike Fast is in his sixth season with the Braves, after joining the organization in November of 2018...He was promoted to his current role, vice president, baseball development, in March of 2021...Fast spent his first two years in the organization as a special assistant to the general manager.
- In his role, Fast oversees the evolution of information feedback processes and technology innovation in player development and works closely with Assistant General Manager Ben Sestanovich in leading the application of baseball research for player improvement.
- Fast also assists General Manager Alex Anthopoulos and Assistant General Manager Jason Paré on all matters relating to the organization's baseball operations, including roster management and transactions, advance scouting, trades, contract extensions, arbitration, player development and free agent signings.
- Fast joined the Braves from the Houston Astros, where he spent seven seasons in the club's front office, finishing his Houston tenure as the team's director of research and development.
- Prior to joining the Astros in February of 2012, Fast wrote for Baseball Prospectus, The Hardball Times and MVN.com.
- After graduating from the University of Oklahoma with a degree in engineering physics, Fast worked as a semiconductor engineer for 17 years.
- Fast, 51, and his wife, Lori, reside in Kingwood, TX with their four children, Madeleine, Zachary, Amelie and Analise.

## JASON PARÉ **Assistant General Manager, Research & Development**



- Jason Paré is in his seventh season with the Braves organization after joining the team in December of 2017...The Braves are Paré’s fifth organization.
- In his role, Paré is responsible for overseeing all aspects of the Braves’ research and development department, as well as supporting the day-to-day functions of the baseball operations group.
- In addition, Paré provides President, Baseball Operations Alex Anthopoulos with data-driven recommendations related to professional player acquisitions, the amateur draft, player development, and in-game strategy...He also implements the use of new and existing sources of baseball data to develop information systems, tools, metrics, and processes that aid in baseball operations decision-making procedures.
- Prior to joining the Braves, Paré spent the 2016 and 2017 seasons as senior director of analytics for the Miami Marlins...Previous to that, he worked as an analyst, baseball analytics for the Toronto Blue Jays for two seasons, 2014-15, also under Anthopoulos.
- From 2008 to 2013, Paré spent six seasons with Cleveland...He originally joined the organization as a baseball operations intern before working four seasons as an analyst and assistant in baseball operations.
- Paré, who is a 2010 graduate of the Major League Scouting Bureau’s Scout Development Program, began his baseball career with a summer internship with the Oakland Athletics in 2007.
- A native of East Greenwich, R.I., Paré graduated from Yale University in 2007 with a B.A. in cognitive science.
- Paré, 38, resides in Atlanta.

## BEN SESTANOVICH **Assistant General Manager, Player Development**



- Ben Sestanovich is in his fifth season with the Braves, joining the organization in December of 2019.
- In his role, Sestanovich oversees all aspects of the the Braves’ player development department across the minor league system...He also assists General Manager Alex Anthopoulos, Assistant GM Jason Paré, and VP of Baseball Development Mike Fast in all areas of baseball operations, including major league roster management and player evaluation.
- Sestanovich spent the previous 10 years with the San Diego Padres, where he finished his tenure serving as the club’s director of player development.
- He began his time with the Padres as a baseball operations intern in 2010...He also served four seasons as an advance scout, 2012-15, and three seasons as assistant director of player development, 2016-18.
- Sestanovich was elevated to director of player development prior to the 2019 campaign, a season in which the Padres minor league system was rated as the best in baseball by MLB.com.
- A native of Washington, D.C., Sestanovich graduated with a degree in economics from Harvard University in 2011, where he also pitched on the baseball team.
- Sestanovich, 35, resides in Atlanta with his wife, April, and his daughter, Kate.



**DIXIE KELLER** Senior Director, Baseball Administration



- Dixie Keller is in her 24th season with the organization, including her fourth as senior director, baseball administration...She is the club's first-ever female director in baseball operations.
- In her role, she works closely with the general manager in all facets of the club's administrative matters relating to the major league team, including player contracts, compliance and transactions...In addition, she oversees the family relations department, supervises the Bill Lucas Fellowship program, and manages the baseball operations financial budgets.
- During her 17 seasons in the scouting department, she focused on player eligibility and event organization for the Major League Baseball Rule 4 Amateur Player Draft and the July 2 International Signing Day.
- Prior to joining the Braves, she worked for the Amateur Athletic Union (AAU) as an event operations manager, organizing the various amateur sporting events held at ESPN's Wide World of Sports Complex in Lake Buena Vista, Fla...Honored for her outstanding service, she was presented the AAU Presidential Award for Leadership in 1998.
- In 2012, she made a cameo appearance in the Clint Eastwood movie "Trouble with the Curve."
- Originally from Montgomery, Ala., she earned her master's degree in sports administration from the United States Sports Academy, and her bachelor's degree in sports management from Arkansas State University.

**ADAM SONABEND** Director, Baseball Operations



- Adam Sonabend is in seventh season with the Braves, including his fourth as director, baseball operations... He was promoted to the role in January of 2021.
- In his position, Sonabend oversees the Braves' major league operations department and supports the day-to-day functions of the baseball operations group.
- He also assists Alex Anthopolous, Jason Paré, Ben Sestanovich, and Mike Fast on matters relating to advance scouting, roster management, transactions, trades, contract extensions, arbitration, player development and free agency.
- Prior to his current role, Sonabend spent the 2019 and 2020 seasons as a major league operations analyst.
- He joined the Braves in 2018 as a baseball operations trainee.
- Sonabend previously played three seasons, 2015-17, in the San Francisco Giants organization as a catcher.
- The Arizona native began his collegiate career as a walk-on catcher at Kansas State University...He transferred to Mesa Community College (AZ) for one season, before spending his final two collegiate seasons at Eastern Michigan University.
- He graduated from Eastern Michigan with a bachelor's degree in business management.
- Sonabend, 31, and his wife, Megan, reside in Smyrna, Ga., and have a daughter, Halston.

**RON KNIGHT** Director, Minor League Operations



- The 2024 season is Ron Knight's 16th in the Braves organization, including his third as director, minor league operations...He was promoted to the role in January of 2022...Knight was previously the assistant director, minor league operations, which he was promoted to in January of 2019.
- Knight oversees all aspects of minor league operations pertaining to minor league players and player development staff including roster management, operational budgets, travel logistics, housing and international visas.
- Knight joined the Braves in 2009 as a baseball operations trainee...He was promoted to baseball operations assistant in 2011 and manager, minor league administration in 2015.
- A resident and native of Atlanta, Knight graduated from Morehouse College with dual BA degrees in business administration with a concentration in management and spanish...He also earned two masters degrees, in business administration and sports administration, from Ohio University.

## RONIT SHAH **Director, Amateur Scouting**

- Ronit Shah is in his fifth season with the Braves...This is his first season as director, amateur scouting...He was elevated to his current position in January of 2024.
- In his role, Shah oversees all aspects of the organization's amateur scouting department...He manages all of the amateur scouts' assignments, while also handling the budget.
- Shah also works closely in all other aspects of the amateur scouting department, including player evaluation, contracts, and more.
- Shah joined the organization in October of 2018 as an analyst in the club's research and development department...He spent the 2020 campaign as an assistant, amateur scouting.
- Prior to joining the Braves, Shah spent four years with the Houston Astros, all of which came in their scouting department.
- He began his Astros tenure in 2015, serving as a video coordinator/TrackMan operator.


- The California native spent the next two seasons as a scout... He assisted in evaluating amateur and professional talent in Southern California as a part-time scout in 2016. The following campaign, he served as an area scout supervisor for the Northern California/Pacific Northwest region.
- In 2018, Shah joined the Astros front office as a scout analyst, a role he held before joining the Braves.
- He has also been a prospect writer for FanGraphs and Baseball Prospectus.
- Shah graduated from the University of California, Riverside with a bachelor's degree in economics.
- Shah, 29, and his girlfriend, Karishma, reside in Southern California.




## TERRY PENDLETON **Special Assistant, Baseball Operations**

- The 2024 season marks Terry Pendleton's 28th in the Atlanta Braves organization, including his sixth as special assistant, baseball operations.
- Since retiring from a 15-year major-league career, Pendleton served 16 seasons on the Braves coaching staff, 2002-17...He was the bench coach for the final two seasons, moving into that role in May of 2016, when Brian Snitker was named manager.
- Pendleton was also the club's first base coach for five-plus seasons, 2011-16...He began his tenure on the Braves staff in 2002 as the hitting coach, a position he held for nine seasons.
- During his playing career, Pendleton was the 1991 N.L. MVP, the 1992 runner-up in that award, an All-Star and a three-time Gold Glove winner...He won the N.L. batting title in 1991 after hitting .319 with a league-best 303 total bases...He was also the Comeback Player of the Year that season.
- The switch-hitter played five seasons with Atlanta, 1991-94 and 1996, batting .287 with 71 home runs and 322 RBI in 593 games.

- Pendleton began his major-league career with the St. Louis Cardinals, where he spent his first seven seasons...He also played for Florida (1995-96), Cincinnati (1997) and Kansas City (1998).
- He was inducted into the Braves Hall of Fame on January 18, 2019.
- Pendleton played collegiate baseball at Oxnard Community College (CA) and Fresno State University... He was selected by the Cardinals in the seventh round of the 1982 June draft after an All-America campaign with the Bulldogs.
- He was also inducted into the California Community College Athletic Association Hall of Fame in March of 2016.
- Pendleton, 63, and his wife, Catherine, reside in Snellville, Ga....The couple has three children, Stephanie, Terry and Trinity.

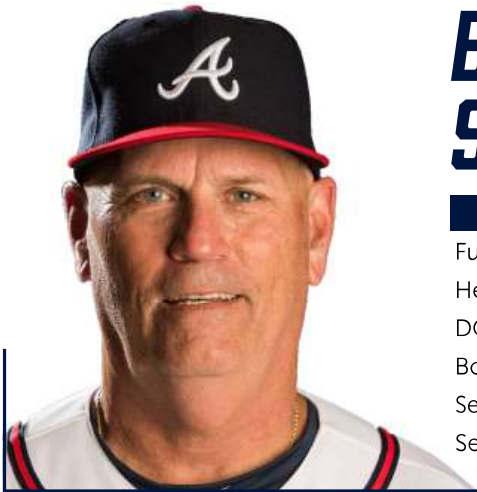






***BRIAN SNITKER & STAFF***

---



# BRIAN SNITKER

# 43

## MANAGER

Full Name: **Brian Gerald Snitker**

Height: **6-1**

Weight: **190**

DOB: **October 17, 1955**

Opening Day Age: **67**

Born: **Decatur, IL**

Resides: **Marietta, GA**

Seasons as Braves Manager: **8th**

Seasons as a Major League Manager: **8th**

- Awards:** BBWAA N.L. Manager of the Year (2018), *Sporting News* N.L. Manager of the Year (2x, 2018, '19), *Baseball America* Manager of the Year (2020), World Series winner (2021).
- On January 27, 2023, signed a contract extension through the 2025 season.
- Enters his 48th season in the Braves organization, including his ninth as the major-league manager... Named interim manager on 5/17/16, taking over for Fredi Gonzalez...He was formally announced as the manager on 10/11/16.
  - A** Began the 2016 season as Triple-A Gwinnett's manager...After being named the interim skipper, joined the Braves in Pittsburgh for his first game, on 5/17...Earned his first win the next day against the Pirates, on 5/18, a 3-1 victory.
  - A** He has been in the organization since 1977, when he signed as a non-drafted free agent.
- Has led Atlanta to a National League East division title in each of the last six seasons...Hall-of-Famer Bobby Cox is the only Braves skipper with a longer such streak, leading the team to 14 straight division titles from 1991 to 2005 (excl. 1994)...Snitker is the first manager in franchise history to lead the team to the postseason six times in his first seven full seasons.
  - A** In 2023, he led the Braves to a 104-58 (.642) record and the 23rd division title in franchise history...The club sat in first place in the division every day beyond April 2.
  - A** The 104 regular-season victories matched the 1993 club for the second-most within a single-season in club history, bested only by the 1998 team (106)...Paired with 2022 (101 wins), Atlanta has won 100 games in consecutive seasons for the first time since 2002 (101) and 2003 (101).
  - A** Skipped the 1,000th game of his managerial career, April 6, 2023 vs. San Diego...He's one of five managers in franchise history to do so – the others: Cox (3,860), Hall-of-Famer Frank Selee (1,677), George Stallings (1,201) and Hall-of-Famer Bill McKechnie (1,235).
- A** Earned the 600th win of his managerial career, July 5, 2023 at Cleveland...His 646 managerial wins rank third in franchise history, trailing Cox (2,149) and Selee (1,004)...Among those to manage at least 500 games with the club, Snitker's .559 winning percentage ranks third.
- A** In 2021, led Atlanta to its fourth World Series title after capturing the Braves' fourth consecutive National League East crown...Following the World Series victory, Atlanta exercised Snitker's option for 2024.
- A** In 2018, he guided the Braves to 90 wins and the N.L. East title, an 18-win improvement from the previous season... Voted by the BBWAA as the National League Manager of the Year...Finished with 17-of-30 first-place votes and 116 points, 17 more than Milwaukee's Craig Counsell...Prior to Snitker, Cox (1991, 2004-05) was the only other Braves manager to win the award.
- A** Named *Sporting News'* N.L. Manager of the Year in consecutive seasons, 2018-19...Became the fifth manager in history to win in back-to-back seasons...The award has been given out annually since 1936.
- Had three other stints on the major-league staff... Was the third base coach for seven seasons, from 2007-13, under Bobby Cox and Fredi Gonzalez... Also had two separate stints as the bullpen coach, first in 1985 and then from 1988-90.
- Served 20 seasons as a minor-league manager, compiling an overall record of 1,301-1,309 (.498)...Managed at all levels of the system.
  - A** Won two league titles, with High-A Myrtle Beach in 1999 & 2000...Named Manager of

the Year both seasons.

- Also served as a coach in the Braves farm system for three seasons, from 1993-94 with Danville and in 1995 with Durham.
  - *A* Began his coaching career as a roving instructor in 1981...He was originally hired by Hank Aaron.
- As a player, was a catcher and appeared in four

seasons (1977-80) and 236 games in the minors.

- Graduated from Macon (IL) High School and played baseball at the University of New Orleans.
- Snitker and his wife, Veronica, reside in Marietta, Ga....They have two children, Erin and Troy, and three grandchildren...Troy currently serves as one of two hitting coaches for the Houston Astros.

## COMPLETE RECORD

| Year                 | Club      | AVG         | G          | AB         | R         | H          | 2B        | 3B       | HR        | RBI        | SH       | SF       | HP       | BB        | SO         | SB-CS       | OBP         | SLG         | E         |
|----------------------|-----------|-------------|------------|------------|-----------|------------|-----------|----------|-----------|------------|----------|----------|----------|-----------|------------|-------------|-------------|-------------|-----------|
| 1977                 | Kingsport | .270        | 55         | 163        | 28        | 44         | 7         | 1        | 8         | 33         | 6        | 3        | 2        | 19        | 33         | 8-4         | .348        | .472        | 7         |
| 1978                 | Richmond  | .333        | 6          | 12         | 1         | 4          | 0         | 0        | 0         | 3          | 0        | 0        | 0        | 1         | 4          | 0-0         | .385        | .333        | 0         |
|                      | Savannah  | .236        | 15         | 55         | 3         | 13         | 1         | 0        | 1         | 3          | 1        | 0        | 0        | 6         | 9          | 0-0         | .311        | .309        | 4         |
|                      | Greenwood | .286        | 50         | 168        | 32        | 48         | 9         | 0        | 5         | 32         | 0        | 4        | 2        | 22        | 38         | 1-0         | .367        | .429        | 5         |
|                      | Kinston   | .222        | 14         | 45         | 1         | 10         | 2         | 0        | 0         | 2          | 0        | 0        | 1        | 3         | 14         | 0-0         | .286        | .267        | 7         |
| 1979                 | Savannah  | .255        | 75         | 259        | 26        | 66         | 10        | 1        | 8         | 30         | 2        | 0        | 0        | 12        | 50         | 1-1         | .288        | .394        | 1         |
| 1980                 | Savannah  | .162        | 18         | 68         | 5         | 11         | 2         | 0        | 1         | 6          | 0        | 1        | 2        | 4         | 11         | 0-0         | .227        | .235        | 14        |
|                      | Durham    | .200        | 3          | 10         | 0         | 2          | 0         | 1        | 0         | 3          | 0        | 0        | 1        | 0         | 0          | 0-0         | .273        | .400        | 1         |
| <b>Minors Totals</b> |           | <b>.254</b> | <b>236</b> | <b>780</b> | <b>96</b> | <b>198</b> | <b>31</b> | <b>3</b> | <b>23</b> | <b>112</b> | <b>9</b> | <b>8</b> | <b>8</b> | <b>67</b> | <b>159</b> | <b>10-5</b> | <b>.316</b> | <b>.390</b> | <b>42</b> |

## MANAGERIAL RECORD

| Year                 | Club / League             | Overall            |             |         | Vs. Division   |             | Extra Innings |             |
|----------------------|---------------------------|--------------------|-------------|---------|----------------|-------------|---------------|-------------|
|                      |                           | W-L                | Pct.        | Pos.    | W-L            | Pct.        | W-L           | Pct         |
| 1982                 | Atlanta/Anderson (A)      | 72-70              | .507        | 3rd     | ---            | ---         | ---           | ---         |
| 1983                 | Atlanta/Durham (A)        | 59-78              | .431        | 3rd     | ---            | ---         | ---           | ---         |
| 1984                 | Atlanta/Durham (A)        | 68-72              | .486        | 3rd     | ---            | ---         | ---           | ---         |
| 1986                 | Atlanta/Sumter (A)        | 77-60              | .562        | 2nd     | ---            | ---         | ---           | ---         |
| 1987                 | Atlanta/Durham (A)        | 65-75              | .464        | 4th     | ---            | ---         | ---           | ---         |
| 1992                 | Atlanta/Macon (A)         | 58-81              | .417        | 6th     | ---            | ---         | ---           | ---         |
| 1996                 | Atlanta/Danville (R)      | 37-29              | .561        | 2nd     | ---            | ---         | ---           | ---         |
| 1997                 | Atlanta/Macon (A)         | 80-60              | .571        | 1st     | ---            | ---         | ---           | ---         |
| 1998                 | Atlanta/Macon (A)         | 69-72              | .489        | 1st     | ---            | ---         | ---           | ---         |
| 1999                 | Atlanta/Myrtle Beach (A+) | 79-60              | .568        | 2nd     | ---            | ---         | ---           | ---         |
| 2000                 | Atlanta/Myrtle Beach (A+) | 88-52              | .629        | 1st     | ---            | ---         | ---           | ---         |
| 2001                 | Atlanta/Myrtle Beach (A+) | 71-67              | .514        | 2nd     | ---            | ---         | ---           | ---         |
| 2002                 | Atlanta/Greenville (AA)   | 65-69              | .485        | 3rd     | ---            | ---         | ---           | ---         |
| 2003                 | Atlanta/Greenville (AA)   | 68-70              | .493        | 3rd     | ---            | ---         | ---           | ---         |
| 2004                 | Atlanta/Greenville (AA)   | 63-76              | .453        | 5th     | ---            | ---         | ---           | ---         |
| 2005                 | Atlanta/Mississippi (AA)  | 64-68              | .485        | 3rd/4th | ---            | ---         | ---           | ---         |
| 2006                 | Atlanta/Richmond (AAA)    | 57-86              | .399        | 4th     | ---            | ---         | ---           | ---         |
| 2014                 | Atlanta/Gwinnett (AAA)    | 65-77              | .458        | 2nd     | ---            | ---         | ---           | ---         |
| 2015                 | Atlanta/Gwinnett (AAA)    | 77-67              | .535        | 2nd     | ---            | ---         | ---           | ---         |
| 2016                 | Atlanta/Gwinnett (AAA)*   | 19-20              | .487        | ---     | ---            | ---         | ---           | ---         |
|                      | Atlanta/National (MLB)*   | 59-65              | .476        | 5th     | 31-26          | .544        | 9-5           | .643        |
| 2017                 | Atlanta/National (MLB)    | 72-90              | .444        | 3rd     | 33-43          | .434        | 6-8           | .429        |
| 2018                 | Atlanta/National (MLB)    | 90-72              | .556        | 1st     | 49-27          | .645        | 6-8           | .429        |
| 2019                 | Atlanta/National (MLB)    | 97-65              | .599        | 1st     | 46-30          | .605        | 11-6          | .647        |
| 2020                 | Atlanta/National (MLB)    | 35-25              | .583        | 1st     | 24-16          | .600        | 2-3           | .400        |
| 2021                 | Atlanta/National (MLB)^   | 88-70              | .547        | 1st     | 45-31          | .592        | 5-9           | .357        |
| 2022                 | Atlanta/National (MLB)    | 101-61             | .623        | 1st     | 48-28          | .632        | 6-7           | .462        |
| 2023                 | Atlanta/National (MLB)    | 104-58             | .642        | 1st     | 35-17          | .673        | 8-3           | .727        |
| <b>Minors Totals</b> |                           | <b>1,301-1,309</b> | <b>.498</b> |         | <b>---</b>     | <b>---</b>  | <b>---</b>    | <b>---</b>  |
| <b>Majors Totals</b> |                           | <b>646-509</b>     | <b>.559</b> |         | <b>311-218</b> | <b>.588</b> | <b>53-49</b>  | <b>.520</b> |

\*Began managing Atlanta on May 17...Gwinnett was in 2nd place when he left

^Won World Series





# ERICK ABREU

# 85

## BULLPEN COACH

Full Name: **Erick A. Abreu**

Height: **6-1**

Weight: **170**

DOB: **August 9, 1983**

Opening Day Age: **40**

Born: **Santo Domingo, DR**

Resides: **Wellington, FL**

Seasons on the Braves Coaching Staff: **1st**

Seasons on a Major League Coaching Staff: **1st**

- The 2024 season marks Erick Abreu's first on the Braves coaching staff...This is his only experience on a major-league staff...He will oversee the club's bullpen...Named to role on 12/11/23.
  - *A* Abreu spent the previous 10 seasons with the Astros organization including three as the pitching coach for the organization's Triple-A affiliate in Sugar Land (2021-2023).
  - *A* While leading the Sugar Land pitching staff, Abreu helped with the development the next wave of talent for the Astros including 2022 Pacific Coast League Pitcher of the Year RHP Hunter Brown, RHP Bryan Abreu and RHP JP France
  - *A* During the 2022 campaign, Abreu led the Space Cowboys to the second lowest ERA in the Pacific Coast League and in 2021, Sugar Land posted the lowest team ERA in Triple A West and the seventh-lowest ERA of all Triple A teams.
- He previously worked as a pitching coach for Class A Quad Cities (2019-20), Short-Season Tri-City (2018), Rookie League Greeneville (2017), the GCL Astros (2016) and the DSL Astros (2014-15).
- He's also worked as a coach in the Dominican Winter League, most recently as the pitching coach for the Leones del Escogido for their 2020-21 season...He was the bullpen coach for the Estrellas Orientales in the 2018 offseason, helping the team snap a 51-year Dominican Winter League Championship drought.
- Abreu pitched nine years in the minors, originally in the Yankees system before spending his final five seasons with the Astros – reaching the Triple-A level...A native of Santo Domingo, Dominican Republic, he compiled a 40-31 record and a 3.77 ERA (269 ER/642.1 IP) over 217 affiliated games (72 starts)...Abreu also appeared in the Mexican League, Mexican Pacific Winter League and Dominican Winter League...He is the Astros' Double-A affiliate, Corpus Christi Hooks, all-time leader in wins (23), strikeouts (304) and appearances (128)...While with Corpus Christi, was twice named the Texas League Pitcher of the Week (8/23/2010 and 8/22/2011).

## COMPLETE RECORD

| Year                 | Club           | W-L          | ERA         | G          | GS        | CG       | SHO      | SV       | IP           | H          | R          | ER         | HR        | HB        | BB         | SO         | WP        | BK       |
|----------------------|----------------|--------------|-------------|------------|-----------|----------|----------|----------|--------------|------------|------------|------------|-----------|-----------|------------|------------|-----------|----------|
| 2003                 | GCL Yankees    | 0-0          | 3.00        | 2          | 1         | 0        | 0        | 0        | 6            | 4          | 2          | 2          | 0         | 0         | 2          | 9          | 0         | 0        |
| 2004                 | GCL Yankees    | 1-0          | 1.46        | 6          | 0         | 0        | 0        | 2        | 12.1         | 6          | 2          | 2          | 0         | 1         | 2          | 14         | 0         | 0        |
| 2006                 | Charleston     | 6-2          | 1.88        | 16         | 13        | 0        | 0        | 1        | 86           | 65         | 21         | 18         | 8         | 4         | 31         | 79         | 1         | 0        |
| 2007                 | Tampa          | 0-2          | 7.63        | 8          | 2         | 0        | 0        | 0        | 15.1         | 24         | 14         | 13         | 3         | 2         | 3          | 12         | 3         | 0        |
| 2008                 | Salem          | 7-6          | 3.98        | 35         | 19        | 0        | 0        | 1        | 131          | 141        | 64         | 58         | 12        | 7         | 33         | 92         | 7         | 0        |
| 2009                 | Round Rock     | 2-2          | 7.90        | 6          | 5         | 0        | 0        | 0        | 27.1         | 36         | 24         | 24         | 7         | 0         | 14         | 14         | 0         | 0        |
|                      | Corpus Christi | 3-0          | 2.06        | 27         | 1         | 0        | 0        | 0        | 48           | 44         | 12         | 11         | 4         | 1         | 11         | 47         | 1         | 0        |
|                      | Lancaster      | 1-1          | 2.77        | 8          | 0         | 0        | 0        | 3        | 13           | 16         | 4          | 4          | 0         | 0         | 5          | 13         | 1         | 0        |
| 2010                 | Round Rock     | 0-1          | 2.77        | 5          | 1         | 0        | 0        | 0        | 13           | 15         | 6          | 4          | 1         | 0         | 3          | 11         | 1         | 0        |
|                      | Corpus Christi | 4-5          | 3.34        | 31         | 9         | 0        | 0        | 0        | 86.1         | 80         | 35         | 32         | 11        | 3         | 21         | 77         | 1         | 0        |
| 2011                 | Oklahoma City  | 0-0          | 14.54       | 4          | 0         | 0        | 0        | 0        | 4.1          | 7          | 7          | 7          | 1         | 0         | 4          | 3          | 0         | 0        |
|                      | Corpus Christi | 6-8          | 4.29        | 33         | 18        | 0        | 0        | 0        | 123.2        | 124        | 64         | 59         | 21        | 3         | 27         | 111        | 5         | 0        |
| 2012                 | Corpus Christi | 10-4         | 4.14        | 36         | 3         | 0        | 0        | 2        | 76           | 68         | 40         | 35         | 13        | 3         | 25         | 67         | 4         | 2        |
| 2013                 | Monterrey      | 0-1          | 9.45        | 2          | 2         | 0        | 0        | 0        | 6.2          | 15         | 7          | 7          | 1         | 0         | 1          | 3          | 1         | 0        |
| <b>Minors Totals</b> |                | <b>40-31</b> | <b>3.77</b> | <b>217</b> | <b>72</b> | <b>0</b> | <b>0</b> | <b>9</b> | <b>642.1</b> | <b>630</b> | <b>295</b> | <b>269</b> | <b>81</b> | <b>24</b> | <b>181</b> | <b>549</b> | <b>24</b> | <b>2</b> |



# SAL FASANO



## CATCHING COACH

Full Name: **Salvatore Frank Fasano**

Height: **6-2**

Weight: **220**

DOB: **August 10, 1971**

Opening Day Age: **52**

Born: **Chicago, IL**

Resides: **Minooka, IL**

Seasons on the Braves Coaching Staff: **7th**

Season on a Major League Coaching Staff: **7th**

- The 2024 season is Sal Fasano's seventh on the Braves' coaching staff...This is his only experience on a major-league staff.
  - *A* As the catching coach, Fasano also works extensively with Rick Kranitz and the pitching staff in game plan preparations.
- In 2023, Atlanta's backstops ranked second in Statcast's blocks above average (17); tied for second in catcher blocking runs (4); fourth in strike rate (48.6%); sixth in catcher framing runs (11); tied for sixth in defensive runs saved (8) and eighth in average pop time (1.93)...Milwaukee (2) was the only National League club to allow fewer passed balls than Atlanta's four.
- Coached on the 2021 Atlanta team that won the World Series in six games over Houston.
- Prior to joining the Braves, he spent the 2017 season managing the Angels' Double-A affiliate, Mobile...Led the BayBears to a 64-75 record and a fourth-place finish in the Southern League South division.
- Began his coaching career in the Toronto Blue Jays organization, where he was for seven seasons following retirement from his playing career.
- In his last two seasons with Toronto, was the organization's Minor League Pitching Coordinator (2015-16)...In his role before that, he served as the Minor League Catching Coordinator (2013-14).
- Managed Double-A New Hampshire from 2011-12...Led the Fisher Cats to the Eastern League Championship in 2011 and earned Eastern League Manager of the Year honors.
  - *A* Managed Atlanta catcher Travis d'Arnaud in that 2011 season...d'Arnaud was the Eastern League Most Valuable Player after posting a .914 OPS in 114 games.
- Began his minor-league managerial career in 2010 with Single-A Lansing, compiling a 70-69 record.
- His professional playing career spanned 16 seasons (1993-2009), including 11 in the major leagues with nine different teams...Played for the Royals (1996-99, 2001), Athletics (2000-01), Rockies (2001), Angels (2002), Orioles (2005), Phillies (2006), Yankees (2006), Blue Jays (2007) and Indians (2008).
  - *A* In 427 career major-league games, batted .221 with 47 home runs and 140 RBI, while posting a 31% caught stealing rate as a catcher.
  - *A* During his tenure with Philadelphia, his distinctive "Fu Manchu" mustache led to a cult following from Phillies fans and the formation of a popular fan club known as "Sal's Pals."
- Drafted by the Kansas City Royals in the 37th round of the 1993 draft out of the University of Evansville (IN).

# COMPLETE RECORD

| Year                | Club             | AVG         | G          | AB           | R          | H          | 2B         | 3B       | HR         | RBI        | SH        | SF        | HP         | BB         | SO         | SB        | CS        | E         |              |
|---------------------|------------------|-------------|------------|--------------|------------|------------|------------|----------|------------|------------|-----------|-----------|------------|------------|------------|-----------|-----------|-----------|--------------|
| 1993                | Eugene           | .267        | 49         | 176          | 25         | 47         | 11         | 1        | 10         | 36         | 0         | 2         | 6          | 19         | 49         | 4         | 3         | 1         |              |
| 1994                | Rockford         | .281        | 97         | 345          | 61         | 97         | 16         | 1        | 25         | 81         | 0         | 5         | 16         | 33         | 66         | 8         | 3         | 12        |              |
|                     | Wilmington       | .322        | 23         | 90           | 15         | 29         | 7          | 0        | 7          | 32         | 0         | 0         | 0          | 13         | 24         | 0         | 0         | 4         |              |
| 1995                | Wichita          | .290        | 87         | 317          | 60         | 92         | 19         | 2        | 20         | 66         | 0         | 2         | 16         | 27         | 61         | 3         | 6         | 14        |              |
|                     | Wilmington       | .227        | 23         | 88           | 12         | 20         | 2          | 1        | 2          | 7          | 0         | 0         | 1          | 5          | 16         | 0         | 0         | 0         |              |
| 1996                | Omaha            | .231        | 29         | 104          | 12         | 24         | 4          | 0        | 4          | 15         | 0         | 1         | 1          | 6          | 21         | 0         | 1         | 4         |              |
|                     | Kansas City      | .203        | 51         | 143          | 20         | 29         | 2          | 0        | 6          | 19         | 1         | 0         | 2          | 14         | 25         | 1         | 1         | 5         |              |
| 1997                | Wichita          | .237        | 40         | 131          | 27         | 31         | 5          | 0        | 13         | 27         | 0         | 3         | 7          | 20         | 35         | 0         | 2         | 4         |              |
|                     | Omaha            | .164        | 49         | 152          | 17         | 25         | 7          | 0        | 4          | 14         | 0         | 1         | 5          | 12         | 53         | 0         | 0         | 4         |              |
|                     | Kansas City      | .211        | 13         | 38           | 4          | 8          | 2          | 0        | 1          | 1          | 0         | 0         | 0          | 1          | 12         | 0         | 0         | 1         |              |
| 1998                | Omaha            | .214        | 4          | 14           | 1          | 3          | 1          | 0        | 1          | 2          | 0         | 0         | 0          | 1          | 4          | 0         | 1         | 0         |              |
|                     | Kansas City      | .227        | 74         | 216          | 21         | 49         | 10         | 0        | 8          | 31         | 3         | 2         | 16         | 10         | 56         | 1         | 0         | 2         |              |
| 1999                | Omaha            | .275        | 88         | 280          | 63         | 77         | 15         | 0        | 21         | 49         | 1         | 1         | 26         | 42         | 69         | 4         | 2         | 12        |              |
|                     | Kansas City      | .233        | 23         | 60           | 11         | 14         | 2          | 0        | 5          | 16         | 0         | 1         | 7          | 7          | 17         | 0         | 1         | 0         |              |
| 2000                | Oakland          | .214        | 52         | 126          | 21         | 27         | 6          | 0        | 7          | 19         | 0         | 1         | 3          | 14         | 47         | 0         | 0         | 5         |              |
| 2001                | Oakland          | .048        | 11         | 21           | 2          | 1          | 0          | 0        | 0          | 0          | 0         | 0         | 1          | 1          | 12         | 0         | 0         | 2         |              |
|                     | Kansas City      | .000        | 3          | 1            | 0          | 0          | 0          | 0        | 0          | 0          | 0         | 0         | 0          | 0          | 0          | 0         | 0         | 0         |              |
|                     | Omaha            | .239        | 13         | 46           | 6          | 11         | 1          | 0        | 2          | 7          | 0         | 0         | 5          | 4          | 11         | 0         | 0         | 3         |              |
|                     | Colorado Springs | .305        | 26         | 82           | 16         | 25         | 4          | 0        | 7          | 23         | 1         | 1         | 4          | 9          | 26         | 0         | 0         | 3         |              |
|                     | Colorado         | .254        | 25         | 63           | 10         | 16         | 5          | 0        | 3          | 9          | 2         | 0         | 3          | 4          | 19         | 0         | 0         | 3         |              |
| 2002                | Durham           | .257        | 31         | 101          | 11         | 26         | 6          | 0        | 6          | 9          | 0         | 0         | 9          | 12         | 29         | 0         | 1         | 4         |              |
|                     | Indianapolis     | .206        | 34         | 97           | 5          | 20         | 9          | 0        | 1          | 11         | 0         | 1         | 6          | 3          | 24         | 0         | 0         | 3         |              |
|                     | Salt Lake        | .276        | 22         | 76           | 13         | 21         | 3          | 0        | 5          | 10         | 0         | 1         | 2          | 7          | 24         | 1         | 0         | 4         |              |
|                     | Anaheim          | .000        | 2          | 1            | 0          | 0          | 0          | 0        | 0          | 0          | 0         | 0         | 0          | 0          | 1          | 0         | 0         | 0         |              |
| 2003                |                  |             |            |              |            |            |            |          |            |            |           |           |            |            |            |           |           |           | Did Not Play |
| 2004                | Columbus         | .229        | 76         | 236          | 21         | 54         | 15         | 1        | 10         | 34         | 2         | 4         | 6          | 10         | 45         | 0         | 0         | 4         |              |
| 2005                | Ottawa           | .267        | 14         | 45           | 6          | 12         | 3          | 0        | 4          | 12         | 0         | 0         | 2          | 2          | 15         | 0         | 0         | 1         |              |
|                     | Baltimore        | .250        | 64         | 160          | 25         | 40         | 3          | 0        | 11         | 20         | 0         | 0         | 5          | 9          | 41         | 0         | 0         | 4         |              |
| 2006                | Philadelphia     | .243        | 50         | 140          | 9          | 34         | 8          | 0        | 4          | 10         | 1         | 0         | 3          | 5          | 47         | 0         | 1         | 3         |              |
|                     | Clearwater       | .083        | 4          | 12           | 0          | 1          | 0          | 0        | 0          | 1          | 0         | 0         | 0          | 0          | 1          | 0         | 0         | 0         |              |
|                     | Reading          | .000        | 1          | 3            | 0          | 0          | 0          | 0        | 0          | 0          | 0         | 0         | 0          | 0          | 0          | 0         | 0         | 0         |              |
|                     | New York (AL)    | .143        | 28         | 49           | 3          | 7          | 4          | 0        | 1          | 5          | 3         | 0         | 3          | 2          | 14         | 0         | 0         | 1         |              |
| 2007                | Syracuse         | .262        | 47         | 145          | 18         | 38         | 4          | 0        | 8          | 14         | 0         | 1         | 11         | 6          | 33         | 1         | 0         | 5         |              |
|                     | Toronto          | .178        | 16         | 45           | 5          | 8          | 3          | 0        | 1          | 4          | 1         | 0         | 1          | 2          | 19         | 0         | 0         | 3         |              |
| 2008                | Richmond         | .193        | 26         | 83           | 6          | 16         | 3          | 1        | 2          | 9          | 0         | 0         | 4          | 5          | 22         | 0         | 0         | 1         |              |
|                     | Cleveland        | .261        | 15         | 46           | 5          | 12         | 4          | 0        | 0          | 6          | 1         | 1         | 3          | 3          | 17         | 0         | 0         | 2         |              |
| 2009                | Colorado Springs | .236        | 61         | 212          | 23         | 50         | 12         | 0        | 4          | 21         | 0         | 4         | 5          | 10         | 63         | 3         | 0         | 1         |              |
| <b>Minor Totals</b> |                  | <b>.254</b> | <b>844</b> | <b>2,835</b> | <b>418</b> | <b>719</b> | <b>147</b> | <b>7</b> | <b>156</b> | <b>480</b> | <b>4</b>  | <b>27</b> | <b>132</b> | <b>246</b> | <b>691</b> | <b>24</b> | <b>19</b> | <b>84</b> |              |
| <b>A.L. Totals</b>  |                  | <b>.215</b> | <b>352</b> | <b>906</b>   | <b>117</b> | <b>195</b> | <b>36</b>  | <b>0</b> | <b>40</b>  | <b>121</b> | <b>9</b>  | <b>5</b>  | <b>41</b>  | <b>63</b>  | <b>261</b> | <b>2</b>  | <b>2</b>  | <b>25</b> |              |
| <b>N.L. Totals</b>  |                  | <b>.246</b> | <b>75</b>  | <b>203</b>   | <b>19</b>  | <b>50</b>  | <b>13</b>  | <b>0</b> | <b>7</b>   | <b>19</b>  | <b>3</b>  | <b>0</b>  | <b>6</b>   | <b>9</b>   | <b>66</b>  | <b>0</b>  | <b>1</b>  | <b>6</b>  |              |
| <b>Major Totals</b> |                  | <b>.221</b> | <b>427</b> | <b>1,109</b> | <b>136</b> | <b>245</b> | <b>49</b>  | <b>0</b> | <b>47</b>  | <b>140</b> | <b>12</b> | <b>5</b>  | <b>47</b>  | <b>72</b>  | <b>327</b> | <b>2</b>  | <b>3</b>  | <b>31</b> |              |

# MANAGERIAL RECORD

| Year                 | Club / League         | W-L            | Pct.        | Overall Pos. |
|----------------------|-----------------------|----------------|-------------|--------------|
| 2010                 | Lansing/Midwest       | 70-69          | .504        | 4th          |
| 2011                 | New Hampshire/Eastern | 77-65          | .542        | 1st          |
| 2012                 | New Hampshire/Eastern | 61-81          | .430        | 6th          |
| 2017                 | Mobile/Southern       | 64-75          | .460        | 4th          |
| <b>Minors Totals</b> |                       | <b>272-290</b> | <b>.484</b> |              |





# TOM GOODWIN

# 88

## FIRST BASE/OUTFIELD COACH

Full Name: **Thomas Jones Goodwin**

Height: **6-1**

Weight: **165**

DOB: **July 27, 1968**

Opening Day Age: **55**

Born: **Fresno, CA**

Resides: **Corinth, TX**

Seasons on the Braves Coaching Staff: **1st**

Seasons on a Major League Coaching Staff: **11th**

- The 2024 season marks Tom Goodwin's first on the Braves coaching staff and his 11th on a major league staff...He will serve as the first base coach, while overseeing the club's outfield instruction... Named to role on 12/11/23.
- Goodwin spent the previous two seasons as a roving instructor with Atlanta's minor league affiliates...He has two previous stints as a major league first base coach, serving in the role for the Boston Red Sox from 2018-21 and with the New York Mets from 2012-17...He won a World Series title with Boston in 2018 and helped Alex Cora lead the American League to a 4-3 win over the National League in the 90th MLB All-Star Game in 2019 at Cleveland's Progressive Field.
  - *A* Under Goodwin's instruction, Mets' CF Juan Lagares earned the Rawlings Gold Glove Award in 2014...With Boston, CF Jackie Bradley Jr. won in 2018 and RF Mookie Betts won, twice, in 2018-19... Each of the Red Sox three primary outfielders were Gold Glove finalist in both 2018 and 2019 (Betts, Andrew Benintendi, Bradley).
  - *A* With New York (NL), he was also responsible for the club's outfield and baserunning instruction...In those six seasons, Mets baserunners were caught 173 times; fewest in the National League... The club ranked third in the National League with 177 outfield assists.
- Prior to joining Boston's major league staff, he spent four seasons in the minor league system as outfield and baserunning coordinator (2009-11) and as a coach for Short-A Lowell (2008)...In 2016, he managed Scottsdale in the Arizona Fall League – a team that included Braves' 2023 non-roster invitee, David Fletcher, MLB All-Star Gleyber Torres and former Heisman Trophy winner Tim Tebow... Made his coaching debut in 2007 with Lewisville in the independent Continental Baseball League.
- The Fresno, CA, native was selected in the first round (22nd overall) by the Los Angeles Dodgers in the 1989 First-Year Player Draft from Fresno State University...Was also selected in the sixth round by the Pittsburgh Pirates in the 1986 First-Year Player Draft from Central HS (Fresno, CA), but did not sign.
- Played in 1,288 major league games (1,092 in the outfield) over a 14-year career with six different clubs, from 1991-2004...Led the majors with 298 stolen bases between 1995-2000...Recorded four seasons with at least 50 stolen bases: 50 in 1995 with Kansas City, 66 in 1996 with Kansas City, 50 in 1997 with Kansas City/Texas and 55 in 2000 with Colorado/Los Angeles (NL)...Reached the 2002 World Series with the San Francisco Giants (0-for-4)...Also reached the ALDS with the Texas Rangers in 1998 and 1999 and the NLCS with the Chicago Cubs in 2003...Finished his playing career by playing 88 games for the Atlantic City Surf of the independent Atlantic League in 2005.
  - *A* As a minor leaguer, he was a Pioneer League All-Star (1989)...Baseball America Class-A Short Season All-Star (1989)...Texas League All-Star (1990).
  - *A* While attending Fresno State, he was the youngest player on the Team USA baseball team that won a gold medal at the 1988 Seoul Olympics...Won a silver medal with the Team USA baseball team at the 1988 Baseball World Cup in Rome, Italy.
- Nickname is Goody...Was a two-time All-American at Fresno State University...Graduated from Central High School in Fresno, CA...Has a son named Satchel.

**COMPLETE RECORD**

| Year                | Club             | AVG         | G           | AB           | R          | H           | 2B         | 3B        | HR        | RBI        | SH        | SF        | HP        | BB         | SO         | SB         | CS         | E         |
|---------------------|------------------|-------------|-------------|--------------|------------|-------------|------------|-----------|-----------|------------|-----------|-----------|-----------|------------|------------|------------|------------|-----------|
| 1989                | Great Falls      | .308        | 63          | 240          | 55         | 74          | 12         | 3         | 2         | 33         | 1         | 2         | 2         | 28         | 30         | 60         | 8          | 1         |
| 1990                | San Antonio      | .278        | 102         | 428          | 76         | 119         | 15         | 4         | 0         | 28         | 8         | 3         | 1         | 38         | 72         | 60         | 11         | 3         |
|                     | Bakersfield      | .291        | 32          | 134          | 24         | 39          | 6          | 2         | 0         | 13         | 1         | 0         | 0         | 11         | 22         | 22         | 4          | 0         |
| 1991                | Albuquerque      | .273        | 132         | 509          | 84         | 139         | 19         | 4         | 1         | 45         | 10        | 3         | 2         | 59         | 83         | 48         | 23         | 3         |
|                     | Los Angeles (NL) | .143        | 16          | 7            | 3          | 1           | 0          | 0         | 0         | 0          | 0         | 0         | 0         | 0          | 0          | 1          | 1          | 0         |
| 1992                | Albuquerque      | .301        | 82          | 319          | 48         | 96          | 10         | 4         | 2         | 28         | 6         | 3         | 1         | 37         | 47         | 27         | 10         | 1         |
|                     | Los Angeles (NL) | .233        | 57          | 73           | 15         | 17          | 1          | 1         | 0         | 3          | 0         | 0         | 0         | 6          | 10         | 7          | 3          | 0         |
| 1993                | Albuquerque      | .260        | 85          | 289          | 48         | 75          | 5          | 5         | 1         | 28         | 5         | 4         | 2         | 30         | 51         | 21         | 6          | 2         |
|                     | Los Angeles (NL) | .294        | 30          | 17           | 6          | 5           | 1          | 0         | 0         | 1          | 0         | 0         | 0         | 1          | 4          | 1          | 2          | 0         |
| 1994                | Omaha            | .308        | 113         | 429          | 67         | 132         | 17         | 7         | 2         | 34         | 5         | 3         | 4         | 23         | 60         | 50         | 20         | 2         |
|                     | Kansas City      | .000        | 2           | 2            | 0          | 0           | 0          | 0         | 0         | 0          | 0         | 0         | 0         | 0          | 1          | 0          | 0          | 0         |
| 1995                | Kansas City      | .288        | 133         | 480          | 72         | 138         | 16         | 3         | 4         | 28         | 14        | 0         | 5         | 38         | 72         | 50         | 18         | 3         |
| 1996                | Kansas City      | .282        | 143         | 524          | 80         | 148         | 14         | 4         | 1         | 35         | 21        | 1         | 2         | 39         | 79         | 66         | 22         | 5         |
| 1997                | Kansas City      | .273        | 97          | 367          | 51         | 100         | 13         | 4         | 2         | 22         | 11        | 1         | 2         | 19         | 51         | 34         | 10         | 1         |
|                     | Texas            | .237        | 53          | 207          | 39         | 49          | 13         | 2         | 0         | 17         | 0         | 2         | 1         | 25         | 37         | 16         | 6          | 2         |
| 1998                | Texas            | .290        | 154         | 520          | 102        | 151         | 13         | 3         | 2         | 33         | 10        | 3         | 2         | 73         | 90         | 38         | 20         | 3         |
| 1999                | Port Charlotte   | .364        | 3           | 11           | 2          | 4           | 1          | 0         | 0         | 0          | 0         | 0         | 0         | 1          | 4          | 0          | 0          | 0         |
|                     | Texas            | .259        | 109         | 405          | 63         | 105         | 12         | 6         | 3         | 33         | 7         | 3         | 0         | 40         | 61         | 39         | 11         | 3         |
| 2000                | Colorado         | .271        | 91          | 317          | 65         | 86          | 8          | 8         | 5         | 47         | 5         | 4         | 1         | 50         | 76         | 39         | 7          | 3         |
|                     | Los Angeles (NL) | .251        | 56          | 211          | 29         | 53          | 3          | 1         | 1         | 11         | 0         | 0         | 0         | 18         | 41         | 16         | 3          | 0         |
| 2001                | Wilmington       | .400        | 2           | 5            | 2          | 2           | 0          | 1         | 0         | 1          | 0         | 1         | 0         | 1          | 0          | 0          | 0          | 0         |
|                     | Los Angeles (NL) | .231        | 105         | 286          | 51         | 66          | 8          | 5         | 4         | 22         | 1         | 2         | 0         | 23         | 58         | 22         | 8          | 1         |
| 2002                | Fresno           | .226        | 17          | 62           | 11         | 14          | 3          | 1         | 0         | 7          | 1         | 0         | 0         | 8          | 8          | 3          | 2          | 0         |
|                     | San Francisco    | .260        | 78          | 154          | 23         | 40          | 5          | 2         | 1         | 17         | 3         | 0         | 0         | 14         | 25         | 16         | 2          | 1         |
| 2003                | Chicago (NL)     | .287        | 87          | 171          | 26         | 49          | 10         | 0         | 1         | 12         | 1         | 1         | 0         | 11         | 33         | 19         | 5          | 0         |
| 2004                | Chicago (NL)     | .200        | 77          | 105          | 11         | 21          | 8          | 0         | 0         | 3          | 0         | 1         | 0         | 8          | 22         | 5          | 0          | 0         |
| 2005                | Atlanta City     | .265        | 88          | 328          | 55         | 87          | 11         | 5         | 5         | 38         | 7         | 2         | 1         | 45         | 46         | 23         | 4          | 2         |
| <b>Minor Totals</b> |                  | <b>.286</b> | <b>631</b>  | <b>2426</b>  | <b>417</b> | <b>694</b>  | <b>88</b>  | <b>31</b> | <b>8</b>  | <b>217</b> | <b>37</b> | <b>19</b> | <b>12</b> | <b>236</b> | <b>377</b> | <b>291</b> | <b>84</b>  | <b>12</b> |
| <b>A.L. Totals</b>  |                  | <b>.276</b> | <b>691</b>  | <b>2,505</b> | <b>407</b> | <b>691</b>  | <b>81</b>  | <b>22</b> | <b>12</b> | <b>168</b> | <b>63</b> | <b>10</b> | <b>12</b> | <b>234</b> | <b>391</b> | <b>242</b> | <b>87</b>  | <b>17</b> |
| <b>N.L. Totals</b>  |                  | <b>.252</b> | <b>597</b>  | <b>1341</b>  | <b>229</b> | <b>338</b>  | <b>44</b>  | <b>17</b> | <b>12</b> | <b>116</b> | <b>10</b> | <b>8</b>  | <b>1</b>  | <b>131</b> | <b>269</b> | <b>126</b> | <b>31</b>  | <b>5</b>  |
| <b>Major Totals</b> |                  | <b>.268</b> | <b>1288</b> | <b>3846</b>  | <b>636</b> | <b>1029</b> | <b>125</b> | <b>39</b> | <b>24</b> | <b>284</b> | <b>73</b> | <b>18</b> | <b>13</b> | <b>365</b> | <b>660</b> | <b>369</b> | <b>118</b> | <b>22</b> |

**DIVISIONAL SERIES RECORD**

| Year               | Club, Opp.  | AVG         | G        | AB        | R        | H        | 2B       | 3B       | HR       | RBI      | SH       | SF       | HP       | BB       | SO       | SB       | CS       | E        |
|--------------------|-------------|-------------|----------|-----------|----------|----------|----------|----------|----------|----------|----------|----------|----------|----------|----------|----------|----------|----------|
| 1998               | Tex vs. NYY | .250        | 2        | 4         | 0        | 1        | 0        | 0        | 0        | 0        | 1        | 0        | 0        | 0        | 1        | 0        | 0        | 0        |
| 1999               | Tex vs. NYY | .143        | 3        | 7         | 0        | 1        | 0        | 0        | 0        | 0        | 0        | 0        | 0        | 0        | 1        | 0        | 0        | 0        |
| 2002               | SF vs. Atl  | .000        | 2        | 2         | 0        | 0        | 0        | 0        | 0        | 0        | 0        | 0        | 0        | 0        | 2        | 0        | 0        | 0        |
| 2003               | Chc vs. Atl | 1.000       | 2        | 1         | 0        | 1        | 1        | 0        | 0        | 2        | 0        | 1        | 0        | 0        | 0        | 0        | 0        | 0        |
| <b>D.S. Totals</b> |             | <b>.214</b> | <b>9</b> | <b>14</b> | <b>0</b> | <b>3</b> | <b>1</b> | <b>0</b> | <b>0</b> | <b>2</b> | <b>1</b> | <b>1</b> | <b>0</b> | <b>0</b> | <b>4</b> | <b>0</b> | <b>0</b> | <b>0</b> |

**LEAGUE CHAMPIONSHIP SERIES RECORD**

| Year                 | Club, Opp.  | AVG         | G        | AB       | R        | H        | 2B       | 3B       | HR       | RBI      | SH       | SF       | HP       | BB       | SO       | SB       | CS       | E        |
|----------------------|-------------|-------------|----------|----------|----------|----------|----------|----------|----------|----------|----------|----------|----------|----------|----------|----------|----------|----------|
| 2002                 | SF vs. Stl  | .000        | 2        | 3        | 0        | 0        | 0        | 0        | 0        | 0        | 0        | 0        | 0        | 0        | 2        | 0        | 0        | 0        |
| 2003                 | Chc vs. Fla | .250        | 5        | 4        | 1        | 1        | 0        | 1        | 0        | 0        | 0        | 0        | 0        | 0        | 3        | 0        | 0        | 0        |
| <b>L.C.S. Totals</b> |             | <b>.143</b> | <b>7</b> | <b>7</b> | <b>1</b> | <b>1</b> | <b>0</b> | <b>1</b> | <b>0</b> | <b>0</b> | <b>0</b> | <b>0</b> | <b>0</b> | <b>0</b> | <b>5</b> | <b>0</b> | <b>0</b> | <b>0</b> |

**WORLD SERIES RECORD**

| Year               | Club, Opp. | AVG         | G        | AB       | R        | H        | 2B       | 3B       | HR       | RBI      | SH       | SF       | HP       | BB       | SO       | SB       | CS       | E        |
|--------------------|------------|-------------|----------|----------|----------|----------|----------|----------|----------|----------|----------|----------|----------|----------|----------|----------|----------|----------|
| 2002               | SF vs. Ana | .000        | 5        | 4        | 0        | 0        | 0        | 0        | 0        | 0        | 0        | 0        | 0        | 1        | 2        | 1        | 0        | 0        |
| <b>W.S. Totals</b> |            | <b>.000</b> | <b>5</b> | <b>4</b> | <b>0</b> | <b>0</b> | <b>0</b> | <b>0</b> | <b>0</b> | <b>0</b> | <b>0</b> | <b>0</b> | <b>0</b> | <b>1</b> | <b>2</b> | <b>1</b> | <b>0</b> | <b>0</b> |



# RICK KRANITZ

# 39

## PITCHING COACH

Full Name: **Richard Alan Kranitz**

Height: **5-11**

Weight: **175**

DOB: **September 15, 1958**

Opening Day Age: **65**

Born: **San Rafael, CA**

Resides: **Scottsdale, AZ**

Seasons on the Braves Coaching Staff: **6th**

Seasons on a Major League Coaching Staff: **24th**

- Rick Kranitz is in his sixth season as Atlanta's pitching coach and his 24th on a major-league staff.
  - In his first five seasons with the Braves, the staff has posted a 3.96 ERA – one of eight clubs with a sub-4.00 ERA over that span...Over that same span, Atlanta starters have recorded 285 quality starts; fourth-most in baseball – and bested in the National League by Los Angeles (293)...The staff's has yielded 1.13 home runs per nine innings; the fourth-lowest rate in the majors...Under his guidance, Atlanta established its single-season franchise strikeout record (1,554 in 2022).
- Coached on the 2021 Atlanta team that won the World Series in six games over Houston.
- Has also served as a pitching coach with the Philadelphia Phillies (2018), Milwaukee Brewers (2011-15), Baltimore Orioles (2008-10) and Florida Marlins (2006-07).
  - Named Major League Coach of the Year by *Baseball America* in 2006.
- Before his one year as the Phillies pitching coach, was the club's bullpen coach in 2016 and assistant pitching coach in 2017.
- Spent 22 years (1984-2005) with the Cubs as a coach at both the major and minor league levels.
  - Had stints as the major-league assistant pitching coach (1996-98, 2000-01) and bullpen coach (2002).
- Originally drafted in 1977 by St. Louis (January) and Los Angeles-NL (June), but opted to remain in college...Drafted again in the fourth round by Milwaukee in 1979.
  - Pitched five seasons (1979-83) in the Brewers' farm system and two seasons (1984-85) in the Cubs' minor-league system.
- A graduate of Apollo (AZ) High School, attended Yavapai Junior College (AZ) and was a member of the school's 1977 National Championship team...Also attended Oklahoma State University for two years.
- Kranitz and his wife, Kelly, have four children... The couple has three daughters, Paige, Christin and Allie, and one son, Matthew.

## COMPLETE RECORD

| Year                 | Club          | W-L          | ERA         | G          | GS        | CG        | SHO      | SV       | IP           | H          | R          | ER         | HR        | HB        | BB         | SO         | WP        | BK       |
|----------------------|---------------|--------------|-------------|------------|-----------|-----------|----------|----------|--------------|------------|------------|------------|-----------|-----------|------------|------------|-----------|----------|
| 1979                 | Burlington    | 4-9          | 3.24        | 13         | 13        | 8         | 0        | 0        | 100.0        | 111        | 50         | 36         | 6         | 2         | 41         | 95         | 9         | 1        |
| 1980                 | Holyoke       | 13-7         | 3.64        | 25         | 24        | 6         | 1        | 1        | 168.0        | 139        | 81         | 68         | 7         | 8         | 105        | 78         | 9         | 2        |
| 1981                 | El Paso       | 2-7          | 6.21        | 14         | 10        | 1         | 1        | 0        | 58.0         | 62         | 54         | 40         | 9         | 4         | 56         | 53         | 7         | 0        |
|                      | Stockton      | 6-4          | 3.30        | 11         | 11        | 7         | 2        | 0        | 79.0         | 59         | 40         | 29         | 6         | 4         | 39         | 88         | 4         | 0        |
| 1982                 | Vancouver     | 4-5          | 5.13        | 35         | 5         | 1         | 1        | 2        | 108.2        | 95         | 64         | 62         | 10        | 10        | 89         | 85         | 7         | 0        |
| 1983                 | Vancouver     | 1-3          | 5.29        | 7          | 4         | 0         | 0        | 0        | 32.1         | 35         | 22         | 19         | 5         | 2         | 29         | 24         | 2         | 0        |
|                      | El Paso       | 4-2          | 2.57        | 6          | 6         | 3         | 0        | 0        | 42.0         | 39         | 22         | 12         | 4         | 3         | 17         | 41         | 0         | 0        |
|                      | Stockton      | 3-1          | 2.22        | 6          | 6         | 2         | 2        | 0        | 44.2         | 30         | 16         | 11         | 2         | 0         | 21         | 44         | 2         | 0        |
| 1984                 | Pikeville     | 0-0          | 13.50       | 1          | 0         | 0         | 0        | 0        | 2.0          | 3          | 3          | 3          | 1         | 0         | 1          | 2          | 0         | 0        |
| 1985                 | Winston-Salem | 0-1          | 9.00        | 1          | 0         | 0         | 0        | 0        | 1.0          | 2          | 1          | 1          | 0         | 0         | 2          | 2          | 1         | 0        |
| <b>Minors Totals</b> |               | <b>37-39</b> | <b>3.98</b> | <b>119</b> | <b>79</b> | <b>28</b> | <b>7</b> | <b>3</b> | <b>635.2</b> | <b>575</b> | <b>353</b> | <b>281</b> | <b>50</b> | <b>33</b> | <b>400</b> | <b>512</b> | <b>41</b> | <b>3</b> |

## MANAGERIAL RECORD

| Year | Club / League         | W-L   | Pct. | Overall Pos. |
|------|-----------------------|-------|------|--------------|
| 2003 | Daytona/Florida State | 66-71 | .482 | 2nd          |





# BOBBY MAGALLANES

# 70

## ASSISTANT HITTING COACH

Full Name: **Robert Magallanes**

Height: **6-0**

Weight: **175**

DOB: **August 18, 1969**

Opening Day Age: **54**

Born: **Los Angeles, CA**

Resides: **Litchfield Park, AZ**

Seasons on the Braves Coaching Staff: **4th**

Seasons on a Major League Coaching Staff: **4th**

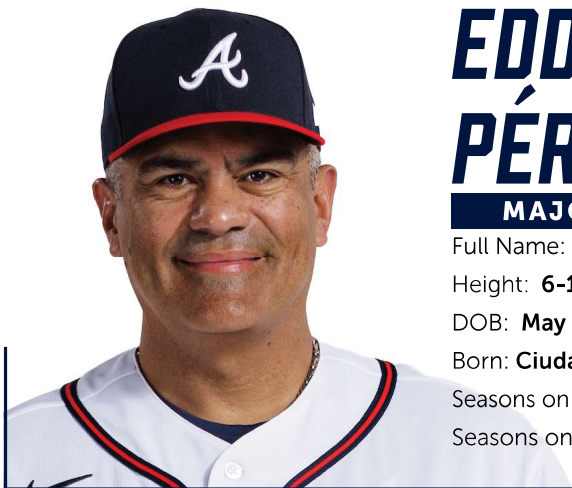
- Bobby Magallanes is in his sixth season with the Braves organization and his third on the major-league staff...He works in support of hitting coach Kevin Seitzer.
- Coached on the 2021 Atlanta team that won the World Series in six games over Houston.
- He began his Braves tenure in 2019 as Triple-A Gwinnett's hitting coach...The Strippers hit a franchise-record 200 home runs that season.
- In 2020, Magallanes was the organization's assistant hitting coordinator, working between the alternate training site and the major-league staff.
- He spent the previous 17 seasons coaching in the Angels (2002-10), White Sox (2011-14) and Guardians (2015-18) organizations...He served as a minor-league manager for nine of those seasons (2004-12).
- Magallanes began his coaching career in 2002 as hitting coach for the AZL Angels, a role he also held in 2003, which preceded his nine managerial seasons.
- In his four-year tenure with Cleveland, he was hitting coach for the AZL Indians (2015-17) and bench coach for Triple-A Columbus (2018).
- His other career accomplishments include being named the Angels Minor League Employee of the Year in 2003, serving on the World Team coaching staff of the 2011 Futures Game and coaching for Mexico in the 2015 WBSC Premier12 tournament in Taiwan and Japan.
- He had a 10-year professional playing career, including four in affiliated baseball in the Mariners (1990-92) and Astros (1996) systems, reaching as high as Double-A.
- Was drafted twice, first by Montreal out of Bell (CA) High School in 1987 (44th round), and then by Seattle out of Cerritos Junior College in Norwalk, Calif in 1989 (50th round).
- Magallanes and his wife, Claudia, have three children, Paulina, Joshua, and Joseph Angello.

## COMPLETE RECORD

| Year                | Club           | AVG         | G          | AB         | R          | H          | 2B        | 3B       | HR        | RBI       | SH       | SF       | HP        | BB        | SO         | SB        | CS        | E         |
|---------------------|----------------|-------------|------------|------------|------------|------------|-----------|----------|-----------|-----------|----------|----------|-----------|-----------|------------|-----------|-----------|-----------|
| 1990                | San Bernardino | .187        | 56         | 193        | 26         | 36         | 4         | 0        | 3         | 21        | 1        | 1        | 4         | 24        | 52         | 1         | 3         | 18        |
|                     | Bellingham     | .191        | 46         | 157        | 14         | 30         | 3         | 0        | 1         | 12        | 1        | 0        | 1         | 18        | 31         | 1         | 0         | 11        |
| 1991                | San Bernardino | .225        | 83         | 271        | 40         | 61         | 13        | 0        | 7         | 31        | 0        | 3        | 2         | 30        | 64         | 7         | 6         | 16        |
|                     | Peninsula      | .200        | 41         | 150        | 11         | 30         | 4         | 0        | 4         | 16        | 1        | 1        | 1         | 14        | 30         | 1         | 2         | 7         |
| 1992                | Peninsula      | .185        | 41         | 108        | 7          | 20         | 3         | 0        | 1         | 10        | 1        | 2        | 1         | 5         | 17         | 1         | 2         | 5         |
| 1996                | Jackson        | .268        | 12         | 41         | 7          | 11         | 2         | 0        | 2         | 4         | 0        | 0        | 2         | 2         | 8          | 0         | 0         | 0         |
| <b>Minor Totals</b> |                | <b>.204</b> | <b>279</b> | <b>920</b> | <b>105</b> | <b>188</b> | <b>29</b> | <b>0</b> | <b>18</b> | <b>94</b> | <b>4</b> | <b>7</b> | <b>11</b> | <b>93</b> | <b>202</b> | <b>11</b> | <b>13</b> | <b>57</b> |

## MANAGERIAL RECORD

| Year                 | Club / League        | W-L            | Pct.        | Pos. |
|----------------------|----------------------|----------------|-------------|------|
| 2004                 | Cedar Rapids/Midwest | 75-64          | .540        | T2nd |
| 2005                 | Cedar Rapids/Midwest | 65-75          | .464        | T8th |
| 2006                 | Cedar Rapids/Midwest | 65-74          | .468        | 5th  |
| 2007                 | Arkansas/Texas       | 65-75          | .464        | 3rd  |
| 2008                 | Arkansas/Texas       | 62-78          | .443        | 3rd  |
| 2009                 | Arkansas/Texas       | 61-79          | .436        | 4th  |
| 2010                 | Arkansas/Texas       | 55-85          | .393        | 4th  |
| 2011                 | Birmingham/Southern  | 71-69          | .507        | 2nd  |
| 2012                 | Birmingham/Southern  | 63-76          | .507        | 5th  |
| <b>Minors Totals</b> |                      | <b>582-675</b> | <b>.463</b> |      |



# EDDIE PÉREZ



## MAJOR LEAGUE COACH

Full Name: **Eduardo R. Pérez**

Height: **6-1**

Weight: **175**

DOB: **May 4, 1968**

Opening Day Age: **55**

Born: **Ciudad Ojeda, VZ**

Resides: **Duluth, GA**

Seasons on the Braves Coaching Staff: **14th**

Seasons on a Major League Coaching Staff: **14th**

- The 2024 season marks Eddie Pérez's 35th in the Braves organization, including his 14th on the major league coaching staff.
- Pérez assumed a front office position in 2018 after spending the previous 11 campaigns as a member of the Atlanta coaching staff, including the final two as first base coach...He concluded a 20-year playing career in 2006 and joined the Braves staff the following season...He was the club's bullpen coach from 2007 until May of 2016, when he moved to first base under then-interim manager Brian Snitker...He returned to the coaching staff in 2021.
- Pérez played 11 seasons at the major-league level, including nine with the Braves, and spent 18 of his 20 professional seasons in the Atlanta organization.
- The former catcher began his career with Single-A Bradenton in 1987 and reached the majors in 1995, the year the Braves won the World Series.
- He was on seven postseason squads for Atlanta (1995-99, 2001, 2004) and played in 30 postseason games.
- He hit .464 (13-for-28) in 15 career National League Championship Series games, the highest ever for a catcher (min. 25 ABs)...He batted .500 (10-for-20) in the 1999 NLCS vs. the New York Mets and claimed series MVP honors.
- Right shoulder tendinitis plagued Pérez throughout the 2005 season, and he spent the entire 2006 campaign at Double-A Mississippi...He was limited to just 13 games in 2006, but spent much of his time assisting Mississippi manager Jeff Blauser.
- Pérez, who became a U.S. citizen in August of 2014, attended Doctor Raul Cuenca High School in Ciudad Ojeda, Venezuela, where he also played volleyball.
- Pérez, 54, and his wife, Marisol, have one daughter, Maried, and one son, Andres Eduardo, and reside in Duluth, Ga.

# COMPLETE RECORD

| Year                | Club       | AVG         | G          | AB          | R          | H          | 2B         | 3B       | HR        | RBI        | SH        | SF        | HP        | BB         | SO         | SB       | CS        | E         |
|---------------------|------------|-------------|------------|-------------|------------|------------|------------|----------|-----------|------------|-----------|-----------|-----------|------------|------------|----------|-----------|-----------|
| 1987                | Bradenton  | .202        | 31         | 89          | 8          | 18         | 1          | 0        | 1         | 5          | 1         | 1         | 1         | 8          | 14         | 0        | 0         | 4         |
| 1988                | Burlington | .231        | 64         | 186         | 14         | 43         | 8          | 0        | 4         | 19         | 2         | 1         | 0         | 10         | 33         | 1        | 0         | 11        |
| 1989                | Sumter     | .232        | 114        | 401         | 39         | 93         | 21         | 0        | 5         | 44         | 4         | 5         | 5         | 44         | 68         | 2        | 6         | 16        |
| 1990                | Sumter     | .179        | 41         | 123         | 11         | 22         | 7          | 1        | 3         | 17         | 3         | 1         | 2         | 14         | 18         | 0        | 0         | 3         |
|                     | Durham     | .237        | 31         | 93          | 9          | 22         | 1          | 0        | 3         | 10         | 0         | 1         | 1         | 1          | 12         | 0        | 0         | 3         |
| 1991                | Durham     | .271        | 92         | 277         | 38         | 75         | 10         | 1        | 9         | 41         | 2         | 3         | 3         | 17         | 33         | 0        | 3         | 8         |
|                     | Greenville | .250        | 1          | 4           | 0          | 1          | 0          | 0        | 0         | 0          | 0         | 0         | 0         | 0          | 1          | 0        | 0         | 0         |
| 1992                | Greenville | .229        | 91         | 275         | 28         | 63         | 16         | 0        | 6         | 41         | 1         | 4         | 2         | 24         | 41         | 3        | 3         | 14        |
| 1993                | Greenville | .333        | 28         | 84          | 15         | 28         | 6          | 0        | 6         | 17         | 0         | 2         | 0         | 2          | 8          | 1        | 0         | 3         |
| 1994                | Richmond   | .260        | 113        | 388         | 37         | 101        | 16         | 2        | 9         | 49         | 3         | 6         | 3         | 18         | 47         | 1        | 1         | 12        |
| 1995                | Richmond   | .265        | 92         | 324         | 31         | 86         | 19         | 0        | 5         | 40         | 1         | 2         | 2         | 12         | 58         | 1        | 2         | 7         |
|                     | Atlanta    | .308        | 7          | 13          | 1          | 4          | 1          | 0        | 1         | 4          | 0         | 0         | 0         | 0          | 2          | 0        | 0         | 0         |
| 1996                | Atlanta    | .256        | 68         | 156         | 19         | 40         | 9          | 1        | 4         | 17         | 0         | 2         | 1         | 8          | 19         | 0        | 0         | 3         |
| 1997                | Atlanta    | .215        | 73         | 191         | 20         | 41         | 5          | 0        | 6         | 18         | 1         | 2         | 2         | 10         | 35         | 0        | 1         | 5         |
| 1998                | Atlanta    | .336        | 61         | 149         | 18         | 50         | 12         | 0        | 6         | 32         | 1         | 0         | 2         | 15         | 28         | 1        | 1         | 2         |
| 1999                | Atlanta    | .249        | 104        | 309         | 30         | 77         | 17         | 0        | 7         | 30         | 4         | 3         | 6         | 17         | 40         | 0        | 1         | 5         |
| 2000                | Atlanta    | .182        | 7          | 22          | 0          | 4          | 1          | 0        | 0         | 3          | 0         | 0         | 0         | 0          | 2          | 0        | 0         | 1         |
| 2001                | Greenville | .342        | 10         | 38          | 7          | 13         | 2          | 0        | 4         | 5          | 0         | 0         | 1         | 0          | 9          | 0        | 0         | 1         |
|                     | Atlanta    | .300        | 5          | 10          | 0          | 3          | 0          | 0        | 0         | 0          | 0         | 0         | 0         | 0          | 2          | 0        | 0         | 0         |
| 2002                | Cleveland  | .214        | 42         | 117         | 6          | 25         | 9          | 0        | 0         | 4          | 2         | 0         | 1         | 5          | 25         | 0        | 0         | 3         |
| 2003                | Milwaukee  | .271        | 107        | 350         | 26         | 95         | 17         | 1        | 11        | 45         | 6         | 2         | 0         | 17         | 47         | 0        | 1         | 6         |
| 2004                | Atlanta    | .229        | 74         | 170         | 14         | 39         | 12         | 0        | 3         | 13         | 3         | 1         | 3         | 11         | 29         | 0        | 0         | 3         |
| 2005                | Atlanta    | .211        | 16         | 38          | 3          | 8          | 2          | 0        | 2         | 6          | 0         | 0         | 0         | 1          | 5          | 0        | 0         | 0         |
| <b>Minor Totals</b> |            | <b>.248</b> | <b>708</b> | <b>2282</b> | <b>237</b> | <b>565</b> | <b>107</b> | <b>4</b> | <b>55</b> | <b>288</b> | <b>17</b> | <b>26</b> | <b>20</b> | <b>150</b> | <b>342</b> | <b>9</b> | <b>15</b> | <b>82</b> |
| <b>Major Totals</b> |            | <b>.253</b> | <b>564</b> | <b>1525</b> | <b>137</b> | <b>386</b> | <b>85</b>  | <b>2</b> | <b>40</b> | <b>172</b> | <b>17</b> | <b>10</b> | <b>15</b> | <b>84</b>  | <b>234</b> | <b>1</b> | <b>4</b>  | <b>28</b> |

## DIVISION SERIES RECORD

| Year               | Club, Opp.    | AVG         | G         | AB        | R        | H              | 2B       | 3B       | HR       | RBI      | SH       | SF       | HP       | BB       | SO       | SB       | CS       | E        |
|--------------------|---------------|-------------|-----------|-----------|----------|----------------|----------|----------|----------|----------|----------|----------|----------|----------|----------|----------|----------|----------|
| 1995               | Atl. vs. Col. |             |           |           |          |                |          |          |          |          |          |          |          |          |          |          |          |          |
|                    |               |             |           |           |          | Did Not Appear |          |          |          |          |          |          |          |          |          |          |          |          |
| 1996               | Atl. vs. LA   | .333        | 1         | 3         | 0        | 1              | 0        | 0        | 0        | 0        | 0        | 0        | 0        | 0        | 0        | 0        | 0        | 0        |
| 1997               | Atl. vs. Hou. | .000        | 1         | 3         | 0        | 0              | 0        | 0        | 0        | 0        | 0        | 0        | 0        | 0        | 1        | 0        | 0        | 0        |
| 1998               | Atl. vs. Chi. | .200        | 1         | 5         | 1        | 1              | 0        | 0        | 1        | 4        | 0        | 0        | 0        | 0        | 2        | 0        | 0        | 0        |
| 1999               | Atl. vs. Hou. | .250        | 4         | 16        | 1        | 4              | 0        | 0        | 0        | 3        | 0        | 1        | 0        | 0        | 3        | 0        | 0        | 0        |
| 2001               | Atl. vs. Hou. |             |           |           |          | Did Not Appear |          |          |          |          |          |          |          |          |          |          |          |          |
| 2004               | Atl. vs. Hou. | .000        | 3         | 3         | 0        | 0              | 0        | 0        | 0        | 0        | 0        | 0        | 0        | 0        | 1        | 0        | 0        | 0        |
| <b>D.S. Totals</b> |               | <b>.222</b> | <b>10</b> | <b>30</b> | <b>2</b> | <b>6</b>       | <b>0</b> | <b>0</b> | <b>1</b> | <b>7</b> | <b>0</b> | <b>1</b> | <b>0</b> | <b>0</b> | <b>7</b> | <b>0</b> | <b>0</b> | <b>0</b> |

## LEAGUE CHAMPIONSHIP SERIES RECORD

| Year                 | Club, Opp.    | AVG         | G         | AB        | R        | H              | 2B       | 3B       | HR       | RBI      | SH       | SF       | HP       | BB       | SO       | SB       | CS       | E        |
|----------------------|---------------|-------------|-----------|-----------|----------|----------------|----------|----------|----------|----------|----------|----------|----------|----------|----------|----------|----------|----------|
| 1995                 | Atl. vs. Cin. |             |           |           |          | Did Not Appear |          |          |          |          |          |          |          |          |          |          |          |          |
| 1996                 | Atl. vs. StL. | .000        | 4         | 1         | 0        | 0              | 0        | 0        | 0        | 0        | 0        | 0        | 0        | 1        | 0        | 0        | 0        | 0        |
| 1997                 | Atl. vs. Fla. | .000        | 2         | 3         | 0        | 0              | 0        | 0        | 0        | 0        | 0        | 0        | 0        | 0        | 0        | 0        | 0        | 0        |
| 1998                 | Atl. vs. SD   | .750        | 3         | 4         | 0        | 3              | 0        | 0        | 0        | 0        | 1        | 0        | 0        | 0        | 0        | 0        | 0        | 0        |
| 1999                 | Atl. vs. NYM  | .500        | 6         | 20        | 2        | 10             | 2        | 0        | 2        | 5        | 2        | 0        | 0        | 1        | 3        | 0        | 0        | 0        |
| 2001                 | Atl. vs. Ari. |             |           |           |          | Did Not Appear |          |          |          |          |          |          |          |          |          |          |          |          |
| <b>L.C.S. Totals</b> |               | <b>.464</b> | <b>15</b> | <b>28</b> | <b>2</b> | <b>13</b>      | <b>2</b> | <b>0</b> | <b>2</b> | <b>5</b> | <b>3</b> | <b>0</b> | <b>0</b> | <b>2</b> | <b>3</b> | <b>0</b> | <b>0</b> | <b>0</b> |

## WORLD SERIES RECORD

| Year               | Club, Opp.    | AVG         | G        | AB       | R        | H              | 2B       | 3B       | HR       | RBI      | SH       | SF       | HP       | BB       | SO       | SB       | CS       | E        |
|--------------------|---------------|-------------|----------|----------|----------|----------------|----------|----------|----------|----------|----------|----------|----------|----------|----------|----------|----------|----------|
| 1995               | Atl. vs. Cle. |             |          |          |          | Did Not Appear |          |          |          |          |          |          |          |          |          |          |          |          |
| 1996               | Atl. vs. NYY  | .000        | 2        | 1        | 0        | 0              | 0        | 0        | 0        | 0        | 0        | 0        | 0        | 0        | 0        | 0        | 0        | 0        |
| 1999               | Atl. vs. NYY  | .125        | 3        | 8        | 0        | 1              | 0        | 0        | 0        | 0        | 0        | 0        | 0        | 1        | 3        | 0        | 0        | 0        |
| <b>W.S. Totals</b> |               | <b>.111</b> | <b>5</b> | <b>9</b> | <b>0</b> | <b>1</b>       | <b>0</b> | <b>0</b> | <b>0</b> | <b>0</b> | <b>0</b> | <b>0</b> | <b>0</b> | <b>1</b> | <b>3</b> | <b>0</b> | <b>0</b> | <b>0</b> |





# KEVIN SEITZER

# 34

## HITTING COACH

Full Name: **Kevin Lee Seitzer**

Height: **5-11**

Weight: **220**

DOB: **March 26, 1962**

Opening Day Age: **62**

Born: **Springfield, IL**

Resides: **Loch Lloyd, MO**

Seasons on the Braves Coaching Staff: **10th**

Seasons on a Major League Coaching Staff: **16th**

- The 2024 season marks Kevin Seitzer's 10th on the Braves' coaching staff.
  - A* In 2023, Atlanta's offense led the majors in runs (947), runs per game (5.8), hits (1,543), home runs (307), RBI (916), batting average (.276), on-base percentage (.344), slugging percentage (.501), OPS (.845) and total bases (2,803)...Each of those marks also stand as Modern Era (since 1900) franchise records.
  - A* Over the last five seasons, under his guidance, the Braves offense leads the majors in home runs (1,141), total bases (11,094), slugging percentage (.460) and OPS (.791)...Ranks second in runs (3,729); third in batting average (.259), on-base percentage (.331) and hits (6,232); tied for fourth in doubles (1,267); seventh in walks (2,415).
  - A* Since 2020, the Braves have won 14 Louisville Slugger Silver Slugger awards; most in MLB.
- Coached on the 2021 Atlanta team that won the World Series in six games over Houston.
- Seitzer's other major-league coaching experience includes serving as the hitting coach for the Arizona Diamondbacks (2007), Kansas City Royals (2009-12) and Toronto Blue Jays (2014).
- Seitzer enjoyed a 12-year major-league playing career as a third baseman and first baseman with the Royals (1986-91), Milwaukee Brewers (1992-96), Oakland Athletics (1993) and Cleveland Indians (1996-97).
  - A* He compiled a lifetime .295 average, with 285 doubles, 35 triples, 75 home runs and 613 RBI.
  - A* He hit .300 or better in seven different seasons.
- A two-time A.L. All-Star (1987 and 1995), he finished second in the 1987 A.L. Rookie of the Year balloting to Oakland's Mark McGwire...That year he had 207 hits, the most in the league and a Royals rookie record.
- He made his debut with the Royals on 9/3/86 against the Chicago White Sox.
  - A* He had six hits in a game on 8/2/87 vs. Boston.
  - A* Played in 10 postseason games, all of which came in the 1996 and 1997 seasons with Cleveland.
- Seitzer grew up in Lincoln, Ill., and he attended Eastern Illinois University before being selected by the Royals in the 11th round of the 1983 draft.
- At Eastern Illinois, he finished his tenure as the school's career leader in hits, doubles and batting average...He hit .418, including batting over .400 in each of his three seasons.
  - A* Seitzer's EIU uniform No. 2 was retired by the school on 10/13/12, and he was also honored as a Distinguished Alumnus.
  - A* He earned his degree from EIU in 1985.
- Along with former teammate Mike Macfarlane, Seitzer owns and operates Mac-N-Seitz baseball and softball training facility in Kansas City.
- Seitzer and his wife, Beth, reside in Leawood, Kan...They have four children.
  - A* Two of his sons have played professionally...Nick (Graffeo) played in the Royals system, and Cam played in the Rays and White Sox systems.

**COMPLETE RECORD**

| Year                | Club        | AVG         | G            | AB           | R          | H            | 2B         | 3B        | HR        | RBI        | SH        | SF        | HP        | BB         | SO         | SB        | CS        | E          |
|---------------------|-------------|-------------|--------------|--------------|------------|--------------|------------|-----------|-----------|------------|-----------|-----------|-----------|------------|------------|-----------|-----------|------------|
| 1983                | Butte       | .345        | 68           | 238          | 60         | 82           | 14         | 1         | 2         | 45         | 4         | 2         | 3         | 46         | 36         | 11        | 6         | 21         |
| 1984                | Charleston  | .297        | 141          | 489          | 96         | 145          | 26         | 5         | 8         | 79         | 1         | 6         | 3         | 118        | 70         | 23        | 5         | 50         |
| 1985                | Fort Myers  | .314        | 90           | 290          | 61         | 91           | 10         | 5         | 3         | 46         | 0         | 5         | 2         | 85         | 30         | 28        | 7         | 9          |
|                     | Memphis     | .348        | 52           | 187          | 26         | 65           | 6          | 2         | 1         | 20         | 1         | 0         | 5         | 25         | 21         | 9         | 3         | 10         |
| 1986                | Memphis     | .273        | 4            | 11           | 4          | 3            | 0          | 0         | 0         | 1          | 0         | 0         | 0         | 7          | 1          | 2         | 1         | 1          |
|                     | Omaha       | .319        | 129          | 432          | 86         | 138          | 20         | 11        | 13        | 74         | 1         | 9         | 9         | 89         | 57         | 20        | 13        | 9          |
|                     | Kansas City | .323        | 28           | 96           | 16         | 31           | 4          | 1         | 2         | 11         | 0         | 0         | 1         | 19         | 14         | 0         | 0         | 3          |
| 1987                | Kansas City | .323        | 161          | 641          | 105        | 207          | 33         | 8         | 15        | 83         | 1         | 1         | 2         | 80         | 85         | 12        | 7         | 24         |
| 1988                | Kansas City | .304        | 149          | 559          | 90         | 170          | 32         | 5         | 5         | 60         | 3         | 3         | 6         | 72         | 64         | 10        | 8         | 26         |
| 1989                | Kansas City | .281        | 160          | 597          | 78         | 168          | 17         | 2         | 4         | 48         | 4         | 7         | 5         | 102        | 76         | 17        | 8         | 20         |
| 1990                | Kansas City | .275        | 158          | 622          | 91         | 171          | 31         | 5         | 6         | 38         | 4         | 2         | 2         | 67         | 66         | 7         | 5         | 19         |
| 1991                | Kansas City | .265        | 85           | 234          | 28         | 62           | 11         | 3         | 1         | 25         | 1         | 1         | 2         | 29         | 21         | 4         | 1         | 11         |
| 1992                | Milwaukee   | .270        | 148          | 540          | 74         | 146          | 35         | 1         | 5         | 71         | 7         | 9         | 2         | 57         | 44         | 13        | 11        | 12         |
| 1993                | Oakland     | .255        | 73           | 255          | 24         | 65           | 10         | 2         | 4         | 27         | 2         | 4         | 1         | 27         | 33         | 4         | 7         | 7          |
|                     | Milwaukee   | .290        | 47           | 162          | 21         | 47           | 6          | 0         | 7         | 30         | 1         | 1         | 1         | 17         | 15         | 3         | 0         | 5          |
| 1994                | Milwaukee   | .314        | 80           | 309          | 44         | 97           | 24         | 2         | 5         | 49         | 4         | 3         | 2         | 30         | 38         | 2         | 1         | 11         |
|                     | Beloit#     | .333        | 3            | 12           | 3          | 4            | 3          | 0         | 0         | 3          | 0         | 0         | 0         | 0          | 0          | 2         | 0         | 0          |
| 1995                | Milwaukee   | .311        | 132          | 492          | 56         | 153          | 33         | 3         | 5         | 69         | 5         | 3         | 6         | 64         | 57         | 2         | 0         | 10         |
| 1996                | Milwaukee   | .316        | 132          | 490          | 74         | 155          | 25         | 3         | 12        | 62         | 5         | 5         | 4         | 73         | 68         | 6         | 1         | 5          |
|                     | Cleveland   | .386        | 22           | 83           | 11         | 32           | 10         | 0         | 1         | 16         | 0         | 0         | 1         | 14         | 11         | 0         | 0         | 0          |
| 1997                | Cleveland   | .268        | 64           | 198          | 27         | 53           | 14         | 0         | 2         | 24         | 2         | 2         | 0         | 18         | 25         | 0         | 0         | 3          |
| <b>Minor Totals</b> |             | <b>.318</b> | <b>487</b>   | <b>1,659</b> | <b>336</b> | <b>528</b>   | <b>79</b>  | <b>24</b> | <b>27</b> | <b>268</b> | <b>7</b>  | <b>22</b> | <b>22</b> | <b>370</b> | <b>215</b> | <b>95</b> | <b>35</b> | <b>100</b> |
| <b>Major Totals</b> |             | <b>.295</b> | <b>1,439</b> | <b>5,278</b> | <b>739</b> | <b>1,557</b> | <b>285</b> | <b>35</b> | <b>74</b> | <b>613</b> | <b>39</b> | <b>41</b> | <b>35</b> | <b>669</b> | <b>617</b> | <b>80</b> | <b>49</b> | <b>156</b> |

**Bold indicates led league; #Injury rehabilitation assignment.**

***DIVISION SERIES RECORD***

| Year               | Club, Opp.    | AVG         | G        | AB        | R        | H        | 2B       | 3B       | HR       | RBI      | SH       | SF       | HP       | BB       | SO       | SB       | CS       | E        |
|--------------------|---------------|-------------|----------|-----------|----------|----------|----------|----------|----------|----------|----------|----------|----------|----------|----------|----------|----------|----------|
| 1996               | Cle. vs. Bal. | .294        | 4        | 17        | 1        | 5        | 1        | 0        | 0        | 4        | 0        | 0        | 0        | 2        | 4        | 1        | 0        | 1        |
| 1997               | Cle. vs. NYY  | .000        | 1        | 4         | 0        | 0        | 0        | 0        | 0        | 0        | 0        | 0        | 0        | 0        | 0        | 0        | 0        | 0        |
| <b>D.S. Totals</b> |               | <b>.238</b> | <b>5</b> | <b>21</b> | <b>1</b> | <b>5</b> | <b>1</b> | <b>0</b> | <b>0</b> | <b>4</b> | <b>0</b> | <b>0</b> | <b>0</b> | <b>2</b> | <b>4</b> | <b>1</b> | <b>0</b> | <b>1</b> |

***LEAGUE CHAMPIONSHIP SERIES RECORD***

| Year | Club, Opp.    | AVG  | G | AB | R | H | 2B | 3B | HR | RBI | SH | SF | HP | BB | SO | SB | CS | E |
|------|---------------|------|---|----|---|---|----|----|----|-----|----|----|----|----|----|----|----|---|
| 1997 | Cle. vs. Bal. | .000 | 4 | 4  | 0 | 0 | 0  | 0  | 0  | 0   | 1  | 0  | 0  | 1  | 2  | 0  | 0  | 0 |

***WORLD SERIES RECORD***

| Year | Club, Opp.    | AVG  | G | AB | R | H | 2B | 3B | HR | RBI | SH | SF | HP | BB | SO | SB | CS | E |
|------|---------------|------|---|----|---|---|----|----|----|-----|----|----|----|----|----|----|----|---|
| 1997 | Cle. vs. Fla. | .000 | 1 | 1  | 0 | 0 | 0  | 0  | 0  | 0   | 0  | 0  | 0  | 0  | 0  | 0  | 0  | 0 |



# MATT TUIASOSOPO

# 89

## THIRD BASE COACH

Full Name: **Matthew Petelu Tuiasosopo**

Height: **6-2**

Weight: **235**

DOB: **May 10, 1986**

Opening Day Age: **37**

Born: **Bellevue, WA**

Resides: **Dahlonega, GA**

Seasons on the Braves Coaching Staff: **1st**

Seasons on a Major League Coaching Staff: **1st**

- The 2024 season marks Matt Tuiasosopo's first on the Braves coaching staff...This is his only experience on a major-league staff...He will serve as the third base coach, while assisting Walt Weiss with Atlanta's infield... Named to role on 12/11/23.

*A* Tuiasosopo joins the staff after spending the previous three seasons managing Atlanta's Triple-A Gwinnett affiliate, where he led the club to a 210-215 (.494) overall record...He was the Braves' acting third base coach for three games during the 2023 season (July 28-30) in place of Ron Washington, who was absent from the club to attend his induction into the Louisiana Sports Hall of Fame.

- A native of Bellvue, WA, he spent four total seasons managing in Atlanta's minor leagues, and was given the Bobby Cox Award as the organization's top manager during his debut campaign in 2019 with Single-A Rome.
- Tuiasosopo served as third base coach for the National League during the 2022 Sirius XM All-Star Futures Game and managed the Scottsdale Scorpions of the Arizona Fall League that offseason.
- Selected by Seattle in the third round (93rd overall) out of Woodinville High School (WA) in 2004...Went on to play 14 professional seasons in the Mariners (2004-11), New York Mets (2012), Detroit Tigers (2013), Toronto Blue Jays (2014), Chicago White Sox (2014-15) and Atlanta Braves (2016-17) organizations...Spent one season with New Britain of the independent Atlantic League in 2018.

*A* Played 155 major league games over five seasons with Seattle (2008-10), Detroit (2013) and Atlanta (2016)...Slashed .206/.288/.353 (74-for-360), with 12 home runs and 45 RBI... Debuted with the Mariners on September 5, 2008 against

the New York Yankees and notched his first MLB hit (double off LHP Andy Pettitte)...Hit his first MLB home run on September 27, 2009 at Toronto (solo, off LHP Brian Tallet)...Had a career-high five RBI with Detroit on April 26, 2013 vs. Atlanta (2-for-4, three-run home run off RHP Anthony Varvaro).

- As a minor leaguer, he was named a Midwest League Midseason and Postseason All-Star (2005)...Southern League Midseason All-Star (2007)...Arizona Fall League Player of the Week (11/5/07)...Baseball America Triple-A All-Star (2008).
- He and wife Abi have three sons, Josiah, Haven, and Malaki...His father is former NFL defensive lineman Manu Tuiasosopo, who was Seattle's first-round pick out of UCLA in 1979, played for both the Seahawks (1979-83) and San Francisco 49ers (1984-86) and won Super Bowl XIX...He the brother of former NFL quarterback Marques Tuiasosopo, who was Oakland's second-round pick out of Washington in 2001 and played for the Raiders (2001-06, 2008) and New York Jets (2007) before going into college coaching.

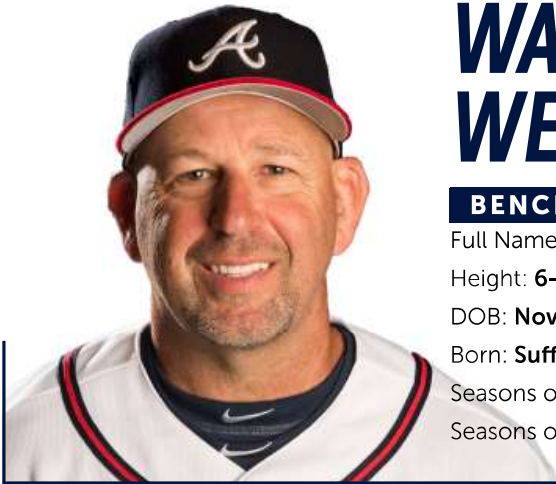


# COMPLETE RECORD

| Year                 | Club          | AVG         | G           | AB          | R          | H           | 2B         | 3B        | HR         | RBI        | SH        | SF        | HP        | BB         | SO          | SB        | CS        | E          |
|----------------------|---------------|-------------|-------------|-------------|------------|-------------|------------|-----------|------------|------------|-----------|-----------|-----------|------------|-------------|-----------|-----------|------------|
| 2004                 | Everett       | .248        | 29          | 101         | 18         | 25          | 6          | 1         | 2          | 14         | 0         | 1         | 4         | 10         | 36          | 4         | 3         | 3          |
|                      | AZL Mariners  | .412        | 20          | 68          | 18         | 28          | 5          | 2         | 4          | 12         | 0         | 2         | 6         | 13         | 14          | 1         | 2         | 8          |
| 2005                 | Wisconsin     | .276        | 107         | 409         | 72         | 113         | 21         | 3         | 6          | 45         | 1         | 1         | 9         | 44         | 96          | 8         | 5         | 26         |
| 2006                 | San Antonio   | .185        | 62          | 216         | 16         | 40          | 4          | 0         | 1          | 10         | 2         | 1         | 2         | 20         | 64          | 2         | 1         | 14         |
|                      | Inland Empire | .306        | 59          | 232         | 31         | 71          | 14         | 0         | 1          | 34         | 2         | 0         | 5         | 14         | 58          | 5         | 6         | 21         |
| 2007                 | West Tenn     | .260        | 129         | 446         | 74         | 116         | 27         | 5         | 9          | 57         | 1         | 14        | 11        | 76         | 113         | 4         | 8         | 17         |
| 2008                 | Tacoma        | .282        | 111         | 437         | 87         | 123         | 32         | 2         | 13         | 73         | 0         | 4         | 12        | 47         | 104         | 4         | 0         | 27         |
|                      | Seattle       | .159        | 14          | 44          | 1          | 7           | 2          | 1         | 0          | 2          | 0         | 0         | 1         | 2          | 16          | 0         | 0         | 2          |
| 2009                 | Tacoma        | .261        | 59          | 226         | 43         | 59          | 15         | 0         | 11         | 35         | 3         | 1         | 3         | 36         | 83          | 3         | 1         | 5          |
|                      | AZL Mariners  | .407        | 9           | 27          | 9          | 11          | 0          | 0         | 1          | 3          | 0         | 0         | 1         | 4          | 6           | 0         | 0         | 1          |
|                      | Seattle       | .227        | 7           | 22          | 2          | 5           | 1          | 0         | 1          | 2          | 0         | 1         | 0         | 2          | 5           | 0         | 0         | 0          |
| 2010                 | Tacoma        | .252        | 38          | 143         | 26         | 36          | 6          | 0         | 5          | 21         | 0         | 0         | 1         | 32         | 35          | 2         | 2         | 4          |
|                      | Seattle       | .173        | 50          | 127         | 12         | 22          | 5          | 0         | 4          | 11         | 1         | 0         | 1         | 9          | 49          | 0         | 0         | 7          |
| 2011                 | Tacoma        | .226        | 116         | 439         | 73         | 99          | 20         | 6         | 14         | 77         | 1         | 6         | 5         | 75         | 132         | 11        | 2         | 11         |
| 2012                 | Buffalo       | .242        | 131         | 418         | 47         | 101         | 14         | 0         | 12         | 57         | 4         | 3         | 5         | 51         | 117         | 3         | 4         | 9          |
| 2013                 | Toledo        | .400        | 2           | 5           | 3          | 2           | 1          | 0         | 0          | 0          | 0         | 0         | 1         | 2          | 2           | 0         | 0         | 0          |
|                      | Detroit       | .244        | 81          | 164         | 26         | 40          | 7          | 0         | 7          | 30         | 0         | 0         | 2         | 25         | 57          | 0         | 0         | 1          |
| 2014                 | Buffalo       | .206        | 59          | 214         | 17         | 44          | 8          | 0         | 2          | 18         | 0         | 2         | 1         | 25         | 64          | 1         | 1         | 1          |
|                      | Charlotte     | .277        | 63          | 195         | 42         | 54          | 10         | 0         | 11         | 32         | 0         | 0         | 4         | 46         | 56          | 0         | 0         | 2          |
| 2015                 | Charlotte     | .230        | 103         | 356         | 50         | 82          | 21         | 1         | 18         | 52         | 1         | 3         | 6         | 57         | 123         | 3         | 0         | 2          |
| 2016                 | Gwinnett      | .246        | 64          | 211         | 33         | 52          | 17         | 0         | 11         | 28         | 0         | 2         | 3         | 32         | 71          | 0         | 0         | 1          |
|                      | Atlanta       | .000        | 3           | 3           | 0          | 0           | 0          | 0         | 0          | 0          | 0         | 0         | 0         | 0          | 1           | 0         | 0         | 0          |
| 2017                 | Gwinnett      | .207        | 114         | 363         | 51         | 75          | 10         | 1         | 8          | 45         | 1         | 3         | 5         | 55         | 139         | 1         | 0         | 7          |
| 2018                 | New Britain   | .237        | 60          | 219         | 36         | 52          | 8          | 0         | 7          | 27         | 0         | 2         | 3         | 30         | 73          | 1         | 2         | 2          |
| <b>Minors Totals</b> |               | <b>.251</b> | <b>1275</b> | <b>4506</b> | <b>710</b> | <b>1131</b> | <b>231</b> | <b>21</b> | <b>129</b> | <b>613</b> | <b>16</b> | <b>43</b> | <b>84</b> | <b>639</b> | <b>1313</b> | <b>52</b> | <b>35</b> | <b>159</b> |
| <b>Majors Totals</b> |               | <b>.206</b> | <b>155</b>  | <b>360</b>  | <b>41</b>  | <b>74</b>   | <b>15</b>  | <b>1</b>  | <b>12</b>  | <b>45</b>  | <b>1</b>  | <b>1</b>  | <b>4</b>  | <b>38</b>  | <b>128</b>  | <b>0</b>  | <b>0</b>  | <b>10</b>  |

# MANAGERIAL RECORD

| Year                 | Club / League         | Overall W-L    | Pct.        | Overall Pos. |
|----------------------|-----------------------|----------------|-------------|--------------|
| 2019                 | Rome Braves/A         | 65-74          | .468        | 5th          |
| 2021                 | Gwinnett Stripers/AAA | 71-58          | .550        | 3rd          |
| 2022                 | Gwinnett Stripers/AAA | 69-79          | .466        | 8th          |
| 2023                 | Gwinnett Stripers/AAA | 70-78          | .473        | 6th          |
| <b>Minors Totals</b> |                       | <b>275-289</b> | <b>.486</b> | <b>-</b>     |



# WALT WEISS

# 4

## BENCH/INFIELD COACH

Full Name: **Walter William Weiss**

Height: **6-0**

Weight: **210**

DOB: **November 28, 1963**

Opening Day Age: **60**

Born: **Suffern, NY**

Resides: **Parker, CO**

Seasons on the Braves Coaching Staff: **7th**

Seasons on a Major League Coaching Staff: **11th**

- The 2024 season marks Walt Weiss' seventh on the Braves coaching staff and his 10th on a major-league bench...He has served as the bench coach each season with Atlanta...Named to the role on 11/10/17... In addition to serving as the club's bench coach, Weiss' responsibilities for 2024 have been expanded to include the oversight of the club's infield...Named to role on 12/11/23
  - Coached on the 2021 Atlanta team that won the World Series in six games over Houston.
  - Prior to joining the Braves' staff, was Colorado's manager from 2013-16...Named the sixth manager in Rockies history on 11/7/12, replacing Jim Tracy...Went 283-365 (.437) overall...Stepped down on 10/3/16.
  - He began his Rockies tenure as a special assistant to the general manager, serving in that capacity for seven seasons, from 2002-08...As a special assistant, Weiss supported the major-league coaching staff and also spent time working in the organization's player development system.
  - In between his roles with Colorado, Weiss was an assistant coach (2009-11) and head coach (2012) at Regis Jesuit High School in Aurora, Colo...He also served as an assistant football coach at Regis for three seasons.
  - Played in parts of 14 major-league seasons with Oakland (1987-1992), Florida (1993), Colorado (1994-97) and Atlanta (1998-2000)...He had a career .258 average, 182 doubles, 31 triples, 25 home runs and 386 RBI in 1,495 games. Made all 1,462 of his career defensive appearances at shortstop, accumulating a .970 fielding percentage.
- A* Weiss was a member of four World Series teams, including the 1989 World Champion Oakland A's...Overall, he played in 46 career postseason games, including 12 in the World Series.
  - A* Won the 1988 A.L. Rookie of the Year and was named as a 1998 All-Star in his first season with the Braves.
  - A* Over three seasons with Atlanta, he hit .257 (210-for-818) in 286 games.
  - A* He played for two Hall-of-Fame managers: Tony LaRussa in Oakland and Bobby Cox in Atlanta.
- Selected 11th overall in the 1985 draft by Oakland...Was also drafted in the 10th round of the 1982 draft before deciding to attend the University of North Carolina.
  - Weiss and his wife, Terri, have four sons, Blake, Brody, Bo and Brock.
    - A* Brody, an infielder, was selected by the Rockies in the 22nd round of the 2012 First-Year Player Draft.
    - A* Bo, a right-handed pitcher, was picked in the 29th round of the 2016 First-Year Player Draft by New York-AL...He did not sign and decided to attend Walt's alma mater, the University of North Carolina... Bo transferred to the University of Tampa after two seasons in Chapel Hill.

## MANAGERIAL RECORD

| Year                 | Club / League     | Overall W-L    | Pct.        | Pos. |
|----------------------|-------------------|----------------|-------------|------|
| 2013                 | Colorado/National | 74-88          | .457        | 5th  |
| 2014                 | Colorado/National | 66-96          | .407        | 4th  |
| 2015                 | Colorado/National | 68-94          | .420        | 5th  |
| 2016                 | Colorado/National | 75-87          | .463        | 3rd  |
| <b>Majors Totals</b> |                   | <b>283-365</b> | <b>.437</b> |      |

**COMPLETE RECORD**

| Year                  | Club       | AVG         | G            | AB           | R          | H            | 2B         | 3B        | HR        | RBI        | SH        | SF        | HP        | BB         | SO         | SB        | CS        | E          |
|-----------------------|------------|-------------|--------------|--------------|------------|--------------|------------|-----------|-----------|------------|-----------|-----------|-----------|------------|------------|-----------|-----------|------------|
| 1985                  | Pocatello  | .310        | 40           | 158          | 19         | 49           | 9          | 3         | 0         | 21         | 0         | 4         | 1         | 12         | 18         | 6         | 0         | 11         |
|                       | Modesto    | .197        | 30           | 122          | 17         | 24           | 4          | 1         | 0         | 7          | 1         | 0         | 0         | 12         | 20         | 3         | 3         | 7          |
| 1986                  | Huntsville | .250        | 46           | 160          | 19         | 40           | 2          | 1         | 0         | 13         | 1         | 1         | 2         | 11         | 39         | 5         | 1         | 11         |
|                       | Madison    | .301        | 84           | 322          | 50         | 97           | 15         | 5         | 2         | 54         | 0         | 6         | 1         | 33         | 66         | 12        | 5         | 20         |
| 1987                  | Huntsville | .285        | 91           | 337          | 43         | 96           | 16         | 2         | 1         | 32         | 6         | 2         | 2         | 47         | 67         | 23        | 3         | 17         |
|                       | Tacoma     | .263        | 46           | 179          | 35         | 47           | 4          | 3         | 0         | 17         | 2         | 1         | 1         | 28         | 31         | 9         | 3         | 11         |
|                       | Oakland    | .462        | 16           | 26           | 3          | 12           | 4          | 0         | 0         | 1          | 1         | 0         | 0         | 2          | 2          | 1         | 2         | 1          |
| 1988                  | Oakland    | .250        | 147          | 452          | 44         | 113          | 17         | 3         | 3         | 39         | 8         | 7         | 9         | 35         | 56         | 4         | 4         | 15         |
| 1989                  | Modesto    | .375        | 5            | 8            | 1          | 3            | 0          | 0         | 0         | 1          | 0         | 1         | 1         | 4          | 1          | 0         | 0         | 0          |
|                       | Tacoma     | .111        | 2            | 9            | 1          | 1            | 1          | 0         | 0         | 1          | 0         | 0         | 0         | 0          | 0          | 0         | 0         | 1          |
|                       | Oakland    | .233        | 84           | 236          | 30         | 55           | 11         | 0         | 3         | 21         | 5         | 0         | 1         | 21         | 39         | 6         | 1         | 15         |
| 1990                  | Oakland    | .265        | 138          | 445          | 50         | 118          | 17         | 1         | 2         | 35         | 6         | 4         | 4         | 46         | 53         | 9         | 3         | 12         |
| 1991                  | Oakland    | .226        | 40           | 133          | 15         | 30           | 6          | 1         | 0         | 13         | 1         | 2         | 0         | 12         | 14         | 6         | 0         | 5          |
| 1992                  | Tacoma     | .231        | 4            | 13           | 2          | 3            | 1          | 0         | 0         | 3          | 0         | 1         | 0         | 2          | 1          | 0         | 1         | 1          |
|                       | Oakland    | .212        | 103          | 316          | 36         | 67           | 5          | 2         | 0         | 21         | 11        | 4         | 1         | 43         | 39         | 6         | 3         | 19         |
| 1993                  | Florida    | .266        | 158          | 500          | 50         | 133          | 14         | 2         | 1         | 39         | 5         | 4         | 3         | 79         | 73         | 7         | 3         | 15         |
| 1994                  | Colorado   | .251        | 110          | 423          | 58         | 106          | 11         | 4         | 1         | 32         | 4         | 3         | 0         | 56         | 58         | 12        | 7         | 13         |
| 1995                  | Colorado   | .260        | 137          | 427          | 65         | 111          | 17         | 3         | 1         | 25         | 6         | 1         | 5         | 98         | 57         | 15        | 3         | 16         |
| 1996                  | Colorado   | .282        | 155          | 517          | 89         | 146          | 20         | 2         | 8         | 48         | 14        | 6         | 6         | 80         | 78         | 10        | 2         | 30         |
| 1997                  | Colorado   | .270        | 121          | 393          | 52         | 106          | 23         | 5         | 4         | 38         | 7         | 1         | 2         | 66         | 56         | 5         | 2         | 10         |
| 1998                  | Atlanta    | .280        | 96           | 347          | 64         | 97           | 18         | 2         | 0         | 27         | 12        | 3         | 3         | 59         | 53         | 7         | 1         | 12         |
| 1999                  | Atlanta    | .226        | 110          | 279          | 38         | 63           | 13         | 4         | 2         | 29         | 6         | 4         | 3         | 35         | 48         | 7         | 3         | 12         |
| 2000                  | Atlanta    | .260        | 80           | 192          | 29         | 50           | 6          | 2         | 0         | 18         | 3         | 3         | 3         | 26         | 32         | 1         | 1         | 15         |
| <b>Minor Totals</b>   |            | <b>.275</b> | <b>348</b>   | <b>1,308</b> | <b>187</b> | <b>360</b>   | <b>52</b>  | <b>15</b> | <b>3</b>  | <b>149</b> | <b>10</b> | <b>16</b> | <b>8</b>  | <b>149</b> | <b>243</b> | <b>58</b> | <b>16</b> | <b>79</b>  |
| <b>A.L. Totals</b>    |            | <b>.246</b> | <b>528</b>   | <b>1,608</b> | <b>178</b> | <b>395</b>   | <b>60</b>  | <b>7</b>  | <b>8</b>  | <b>130</b> | <b>32</b> | <b>17</b> | <b>15</b> | <b>159</b> | <b>203</b> | <b>32</b> | <b>13</b> | <b>67</b>  |
| <b>N.L. Totals</b>    |            | <b>.264</b> | <b>967</b>   | <b>3,078</b> | <b>445</b> | <b>812</b>   | <b>122</b> | <b>24</b> | <b>17</b> | <b>256</b> | <b>57</b> | <b>25</b> | <b>25</b> | <b>499</b> | <b>455</b> | <b>64</b> | <b>22</b> | <b>123</b> |
| <b>Atlanta Totals</b> |            | <b>.257</b> | <b>286</b>   | <b>818</b>   | <b>131</b> | <b>210</b>   | <b>37</b>  | <b>8</b>  | <b>2</b>  | <b>74</b>  | <b>21</b> | <b>10</b> | <b>9</b>  | <b>120</b> | <b>133</b> | <b>15</b> | <b>5</b>  | <b>39</b>  |
| <b>Major Totals</b>   |            | <b>.258</b> | <b>1,495</b> | <b>4,686</b> | <b>623</b> | <b>1,207</b> | <b>182</b> | <b>31</b> | <b>25</b> | <b>386</b> | <b>89</b> | <b>42</b> | <b>40</b> | <b>658</b> | <b>658</b> | <b>96</b> | <b>35</b> | <b>190</b> |

**DIVISIONAL SERIES RECORD**

| Year               | Club, Opp.    | AVG         | G         | AB        | R        | H        | 2B       | 3B       | HR       | RBI      | SH       | SF       | HP       | BB       | SO       | SB       | CS       | E        |
|--------------------|---------------|-------------|-----------|-----------|----------|----------|----------|----------|----------|----------|----------|----------|----------|----------|----------|----------|----------|----------|
| 1995               | Col. vs. Atl. | .167        | 4         | 12        | 1        | 2        | 0        | 0        | 0        | 0        | 0        | 0        | 1        | 3        | 3        | 1        | 0        | 0        |
| 1998               | Atl. vs. Chi. | .154        | 3         | 13        | 2        | 2        | 0        | 0        | 0        | 0        | 0        | 0        | 0        | 1        | 3        | 0        | 0        | 0        |
| 1999               | Atl. vs. Hou. | .167        | 3         | 6         | 1        | 1        | 0        | 0        | 0        | 0        | 0        | 0        | 0        | 0        | 2        | 0        | 0        | 0        |
| 2000               | Atl. vs. Stl. | .667        | 1         | 3         | 0        | 2        | 1        | 0        | 0        | 2        | 0        | 0        | 0        | 0        | 0        | 0        | 0        | 0        |
| <b>D.S. Totals</b> |               | <b>.206</b> | <b>11</b> | <b>34</b> | <b>4</b> | <b>7</b> | <b>1</b> | <b>0</b> | <b>0</b> | <b>2</b> | <b>0</b> | <b>0</b> | <b>1</b> | <b>4</b> | <b>8</b> | <b>1</b> | <b>0</b> | <b>0</b> |

**LEAGUE CHAMPIONSHIP SERIES RECORD**

| Year                 | Club, Opp.    | AVG         | G         | AB        | R        | H         | 2B       | 3B       | HR       | RBI      | SH       | SF       | HP       | BB       | SO       | SB        | CS       | E        |
|----------------------|---------------|-------------|-----------|-----------|----------|-----------|----------|----------|----------|----------|----------|----------|----------|----------|----------|-----------|----------|----------|
| 1988                 | Oak. vs. Bos. | .333        | 4         | 15        | 2        | 5         | 2        | 0        | 0        | 2        | 0        | 0        | 0        | 0        | 4        | 0         | 0        | 0        |
| 1989                 | Oak. vs. Tor. | .111        | 4         | 9         | 2        | 1         | 1        | 0        | 0        | 0        | 1        | 0        | 0        | 1        | 1        | 1         | 0        | 0        |
| 1990                 | Oak. vs. Bos. | .000        | 2         | 7         | 2        | 0         | 0        | 0        | 0        | 0        | 0        | 0        | 0        | 2        | 2        | 0         | 0        | 1        |
| 1992                 | Oak. vs. Tor. | .167        | 3         | 6         | 1        | 1         | 0        | 0        | 0        | 0        | 0        | 0        | 0        | 2        | 1        | 2         | 0        | 0        |
| 1998                 | Atl. vs. SD   | .200        | 4         | 15        | 0        | 3         | 0        | 0        | 0        | 1        | 0        | 0        | 0        | 2        | 5        | 1         | 0        | 0        |
| 1999                 | Atl. vs. NYM  | .286        | 6         | 21        | 2        | 6         | 2        | 0        | 0        | 1        | 1        | 0        | 0        | 2        | 4        | 2         | 0        | 1        |
| <b>L.C.S. Totals</b> |               | <b>.219</b> | <b>23</b> | <b>73</b> | <b>9</b> | <b>16</b> | <b>5</b> | <b>0</b> | <b>0</b> | <b>4</b> | <b>2</b> | <b>0</b> | <b>0</b> | <b>9</b> | <b>6</b> | <b>17</b> | <b>0</b> | <b>2</b> |

**WORLD SERIES RECORD**

| Year               | Club, Opp.   | AVG         | G         | AB        | R        | H        | 2B       | 3B       | HR       | RBI      | SH       | SF       | HP       | BB       | SO       | SB       | CS       | E        |
|--------------------|--------------|-------------|-----------|-----------|----------|----------|----------|----------|----------|----------|----------|----------|----------|----------|----------|----------|----------|----------|
| 1988               | Oak. vs. LA  | .063        | 5         | 16        | 1        | 1        | 0        | 0        | 0        | 0        | 1        | 0        | 0        | 0        | 2        | 1        | 0        | 1        |
| 1989               | Oak. vs. SF  | .133        | 4         | 15        | 3        | 2        | 0        | 0        | 1        | 1        | 0        | 0        | 0        | 2        | 2        | 0        | 0        | 0        |
| 1999               | Atl. vs. NYY | .222        | 3         | 9         | 1        | 2        | 0        | 0        | 0        | 0        | 0        | 0        | 0        | 0        | 1        | 0        | 0        | 0        |
| <b>W.S. Totals</b> |              | <b>.125</b> | <b>12</b> | <b>40</b> | <b>5</b> | <b>5</b> | <b>0</b> | <b>0</b> | <b>1</b> | <b>1</b> | <b>1</b> | <b>0</b> | <b>0</b> | <b>2</b> | <b>5</b> | <b>1</b> | <b>0</b> | <b>1</b> |





# JIMMY LEO

# 97

## BULLPEN CATCHER

Full Name: **James Peter Leo**

Height: **5-8**

Weight: **190**

DOB: **November 17, 1992**

Opening Day Age: **31**

Born: **Boca Raton, FL**

Resides: **Phoenix, AZ**

- Jimmy Leo is in his seventh season as one of the club's bullpen catchers...Joined the organization during Spring Training in 2018.
- Prior to joining the Braves, he worked with Oakland as a minor-league video assistant.
- Began his professional career with Miami, working as a video intern in the club's minor league system, first for Short-Season Batavia in 2015 and then for High-A Jupiter in 2016.
- Caught at Flagler College in St. Augustine, Fla... Graduated from the school in 2015 with a degree in sport management.
- A native of Boca Raton, Fla., Leo resides in Phoenix, Ariz.



# JOSÉ YÉPEZ

# 96

## BULLPEN CATCHER

Full Name: **José Ricardo Yépez**

Height: **6-0**

Weight: **205**

DOB: **June 19, 1981**

Opening Day Age: **42**

Born: **Carora, Venezuela**

Resides: **Clearwater, FL**

- The former Braves minor-league catcher, José Yépez is in his ninth season on the Atlanta staff after joining the club as a bullpen catcher in May 2016...He began the 2016 campaign as a coach with the Single-A Rome Braves.
- He enjoyed a 15-year minor-league career (2001-15)...Played in Atlanta's system for final four years.
- Also played in Seattle's system after beginning his career in the Toronto organization.
- A native of Carora, Venezuela, Yépez and his wife, Leanna, reside in Clearwater, Fla. with their son, Jerek.



# MEDICAL & PERFORMANCE STAFF

## GEORGE C. POULIS **Director of Player Health/Head Athletic Trainer**



- George C. Poulis begins his seventh season with the Braves as director of player health/head athletic trainer...He was named to the position on December 5, 2017.
- Prior to joining the Braves, Poulis spent 18 years with the Toronto Blue Jays, 2000-17, including the last 15 as the club's head athletic trainer...He served as the Blue Jays' assistant athletic trainer for three seasons before his promotion to the head role.
- Before his time with Toronto, he was an athletic trainer in the San Diego Padres' minor-league system for 10 years.
- Poulis' sports career began in 1986, serving as an athletic training intern for the NFL's Cleveland Browns.
- A Cleveland native, Poulis earned his undergraduate degree from Baldwin-Wallace College in Berea, Ohio, and earned his master's degree from the University of Alabama.
- During the off-season, Poulis, 59, and his wife, Jenny, live in Florida with their three daughters, Lainey, Evy and Nicki.

## JEFF STEVENSON **Assistant Athletic Trainer**



- The 2024 season marks Jeff Stevenson's sixth with the Braves organization, including his fourth on the major-league staff as assistant athletic trainer.
- Stevenson was the club's COVID-19 compliance officer for the 2020 season...He joined the organization in 2019 as the assistant minor league medical coordinator, where he worked out of the club's spring training complex in Florida.
- Previously, Stevenson was with the Toronto Blue Jays for eight seasons, 2011-18...He was a rehab coordinator for three seasons, a minor league medical coordinator for three seasons and the major-league assistant athletic trainer for two seasons.
- Stevenson came to Toronto from the Kansas City Royals, where he spent 18 seasons...He served the majority of that time in the minor leagues, including nine with Triple-A Omaha...He was named the Pacific Coast League Athletic Trainer of the Year in 2005.
- He began his Royals tenure in 1992...In 1999, he was honored as the Dick Howser Award winner for his outstanding contributions to the player development department.
- Stevenson was promoted to the Royals' major-league staff as assistant athletic trainer for the 2008 and 2009 seasons.
- A Michigan native, Stevenson earned his degree in athletic training from Indiana University.
- Stevenson, 54, and his wife, Christy, reside in Palm Harbor, Fla...He has three children, Brennan, Michael and Meg.

## NICK FLYNN **Assistant Athletic Trainer**



- Flynn enters his third season in the majors with the Braves, his 15th season in professional baseball...It will be his ninth year in the Braves organization...He joined Atlanta's farm system in 2016 and was the athletic trainer for Advanced-A Carolina.
- From 2018 until 2021, Flynn served Atlanta as a minor league medical coordinator.
- Prior to joining the Braves, he spent five seasons as an athletic trainer with the Tampa Bay Rays organization (2011-15)...After spending 2011 as an intern at the major league level, he served as the athletic trainer with Rookie-level Princeton for two seasons (2012-13) and Class-A Bowling Green for two seasons (2014-15).
- With Bowling Green in 2014, he was named the Midwest League Athletic Trainer of the Year by the Professional Baseball Athletic Trainers Society.
- Began his baseball career as an intern with the Toronto Blue Jays in 2009.
- Received his master's degree in sports medicine from Georgia State University and his bachelor's degree in athletic training from the University of South Florida.
- A native of St. Johns, Newfoundland, Canada, he now resides in Venice, Fla, with his wife Stephanie.



## BRAD SCOTT **Head Strength and Conditioning Coach**



- Bradford Scott is in his ninth season with the Braves, including his eighth as the head strength and conditioning coach...He joined the organization in February of 2016 as a performance therapist.
- Scott came to Atlanta from the University of Portland, where he had served as the Director of Athletic Performance since September of 2007.
- Before his time at Portland, Scott spent a year at the University of Southern California as the head strength, speed and conditioning coach for the men's and women's basketball and men's and women's volleyball programs...He worked directly with the Trojans' 2007 NCAA Sweet 16 basketball team that had two players chosen in the 2007 NBA draft.
- Prior to his stay at USC, Scott was the director of strength, speed and conditioning at Cal State Northridge and managed the program for all 16 sports...He interned for two years with the Anaheim Ducks of the National Hockey League from 2004-06.
- While obtaining his Master of Education degree from the University of Arizona, 2001-04, Scott served as a graduate assistant for the Wildcats.
- Scott is a 2001 graduate of the University of Massachusetts Boston with a bachelor's degree in exercise physiology.
- He is a member of the National Strength & Conditioning Association, as well as the American Massage Therapy Association.
- A native of Westwood, Mass., Scott attended Xaverian Brothers High School, where he participated in varsity football, wrestling and lacrosse.
- Scott enjoys hiking, snowboarding and riding motorcycles.

## JORDAN WOLF **Assistant Strength and Conditioning Coach**



- Jordan Wolf is in his eighth season with the Braves as the assistant strength and conditioning coach...He joined the organization in December of 2016.
- Before his work with the Braves, he spent four seasons, 2013-16, as the San Diego Padres' minor league strength and conditioning coordinator.
- Wolf was with the Arizona Diamondbacks organization for four seasons prior to joining San Diego, 2009-12... He was a minor league strength and conditioning coach.
- Wolf received a degree in kinesiology from Arizona State University... He is also a licensed massage therapist.
- He is a member of the National Strength and Conditioning Society and is a Registered Strength and Conditioning Coach (RSCC).
- Wolf and his wife, Lindsey, make their home in Marietta, Ga., with their son, Lincoln.

**PAUL HOWEY** Major League Assistant Strength Coach

- Begins his second year on the major league staff as assistant strength coach.
- Was previously Gwinnett’s strength and conditioning coach, and has been in the Atlanta Braves organization for six seasons...Joined the Stripers in 2019 for his first stint as a Triple-A coach...Returned to Gwinnett in 2021.
- In 2020, following the cancellation of the MiLB season, served as a strength and conditioning coach at the Braves Alternate Training Site in Gwinnett.
- Was named the Southern League Strength Coach of the Year in his lone season with Double-A Mississippi, 2018.
- From 2015-17, served as the strength coach with the Clinton LumberKings (Class-A, Seattle Mariners) for three seasons, his first in affiliated baseball.

- Earned a bachelor’s degree in exercise science from Abilene Christian University in 2004, where he played college baseball... Received his master’s degree in exercise science from California University of Pennsylvania...Is also a licensed massage therapist... His wife Liz is a 2021 graduate of AT Still University’s Medical School in Phoenix, AZ, she is currently a psychiatry resident at Unity Hospital in Searcy, AR...Paul and Liz reside in Searcy, AR.



**BRAVES TEAM DOCTORS**

Dr. Lee Kneer is the Braves’ Head Team Physician. Dr. Kneer, practices at Emory Orthopedics & Spine Center and serves as an Assistant Professor of Orthopaedics at Emory University School of Medicine. He serves as a team physician for local area high schools as well as the NFL’s Atlanta Falcons. The Braves also work with other of the finest doctors in Georgia and a nutritionist (listed below).



**Dr. Lee Kneer**  
*Head Team Physician*

- |                            |                               |
|----------------------------|-------------------------------|
| <i>A</i> Dr. Robert Bowers | <i>A</i> Dr. Tracy Ng         |
| <i>A</i> Dr. Joe Chandler  | <i>A</i> Dr. Marvin Royster   |
| <i>A</i> Dr. Lee Kneer     | <i>A</i> Dr. Hamid Sadri      |
| <i>A</i> Dr. Gary Lourie   | <i>A</i> Dr. Mark Scappaticci |

## NICK VALENCIA **Asst. Director, Player Health/M.L. Head Phys. Therapist**



- Nick Valencia is in his eighth season in the organization, including his second as assistant director, player health/major league head physical therapist...He spent 2022 as the club's head physical therapist, and the previous three seasons as the team's major league assistant physical therapist.
- Valencia has been with the Braves since March of 2017, when he worked as the team's rehab coordinator based out of the club's Florida facility in Lake Buena Vista.
- Prior to joining the Braves, Valencia worked three years at an orthopedic sports medicine clinic in Gilbert, Ariz... There he worked with numerous professional, college, and high school athletes.
- During the spring of 2016 and 2017, Valencia provided medical support for the Tijuana Toros of the Mexican League.
- While working at the sports medicine clinic in Arizona, from August of 2015 until leaving for the Braves,

Valencia worked with Phoenix Allies for Community Health (PACH) to provide free primary healthcare to marginalized communities in the greater Phoenix area.

- Valencia is a board certified orthopedic clinical specialist...He completed his orthopedic physical therapy residency in 2015 at Foothills Sports Medicine Physical Therapy in Phoenix, Ariz.
- He received his doctor of physical therapy degree in 2013 from the University of Texas at El Paso, and his bachelor's of science degree in psychology from the University of Texas at Austin in 2010.
- The El Paso native, Valencia, 35, attended Socorro (TX) High School, and enjoys rock climbing, watching sports, and public speaking.

## MARCUS AHRENS **Assistant Physical Therapist**



- The 2024 season is Ahrens' third in the Braves organization...He joined Atlanta from the Cincinnati Reds, where he spent five seasons.
- He was a rehabilitation coordinator for the first year, and then a physical therapist for the following four seasons.
- Prior to joining the Reds, he worked as a physical therapist and clinical director at PHLEX NYC in New York City...Ahrens became board certified in sports physical therapy (SCS) in 2020, and in 2017 achieved his certification in manual physical therapy (CMPT).

- He earned his doctorate in physical therapy in 2013 from Columbia University, including an internship with the Reds in 2013.
- He completed a bachelor's degree in integrative physiology, with a minor in psychology, in 2009 from the University of Iowa.
- Marcus was born and raised in Iowa City, IA and lives in Phoenix, AZ with wife Erin and daughter, Finley.

## NATE LEET **Massage Therapist**



- The 2024 season is Nate Leet's fourth in the Braves organization.
- He also served as the head massage therapist for the Tampa Bay Rays for 14 seasons, 2004-17.
- Leet became a licensed massage therapist after graduating from the Suncoast School of Massage Therapy in Tampa, Fla. in 2002.
- Upon graduation, he served as a massage therapist for the National Football League's Tampa Bay Buccaneers for five years.

- Leet has also owned and operated spa therapy centers in the Tampa area.
- Leet has a business administration and management degree from Bryant University in Smithfield, R.I.



# CLUBHOUSE STAFF

## CALVIN MINASIAN **Director, Equipment & Clubhouse Services**

- Calvin Minasian is in his fourth season with the Braves organization...He got hired in December of 2020 as the director, equipment and clubhouse services.
- Minasian came to the Braves from the Washington Nationals...In 10 seasons with Washington, he split his time between the major and minor leagues, including most recently serving as the major/minor league clubhouse and equipment coordinator.
- Minasian got his start in baseball working for the Texas Rangers...His father, Zack, ran the Rangers clubhouse for over two decades as part of a 30-year career in professional baseball.
- Calvin's first job came as an eight-year-old Rangers' batboy...He steadily worked his way up, before becoming the assistant equipment manager for 12 seasons, 1998-2009.
- In between tenures with the Rangers and Nationals, Minasian served one season, 2010, in a scouting role with the Toronto Blue Jays.
- Minasian has a degree in finance from the University of Texas at Arlington.
- The Chicago native has three older brothers, two of whom are also with major-league teams...Perry is in his third season as the general manager of the Los Angeles Angels, after spending three seasons working in the Braves baseball operations department...Zack Jr. is the vice president of professional scouting for the San Francisco Giants.
- Minasian, 42, and his wife, Hasmik, reside in Atlanta... The couple welcomed their first child, Archie, on November 9, 2020.



## FRED STONE **Visiting Clubhouse Manager**

- The 2024 campaign is Fred Stone's 48th in the Braves organization, his 41th with the major league club and his sixth as visiting clubhouse manager.
- In addition to his duties in Atlanta, Stone also serves as the clubhouse manager for CoolToday Park in North Port, Fla.
- A native of Richmond, Va., Stone began his career in 1977 as a member of the grounds crew for the Triple-A Richmond Braves...He later became a clubhouse assistant and then served as clubhouse manager, as well as various other roles within the club.
- Stone graduated from Chickahominy Academy (VA) in 1982 and joined Atlanta's clubhouse staff in 1984.
- Stone, 60, resides in Woodstock, Ga...He enjoys golfing and is an avid NASCAR and hockey fan.



## ERIC DURBAN **Assistant Clubhouse Manager**



- Eric Durban is in his 19th season with the Braves organization, including his seventh as assistant clubhouse manager.
- In his role, Durban assists with the day-to-day operations of the Braves' clubhouse, including the ordering and maintaining of equipment and clubhouse supplies...Additionally, he attends to the needs of the players, staff and umpires.
- He also assists with the annual moving of the team's equipment to its spring training complex in North Port, Fla.
- Durban, who joined the organization in 2006, has previously worked as a bat boy and clubhouse assistant in a part-time/seasonal capacity in the home clubhouse.
- Born in Stone Mountain, Ga., Durban graduated from St. Louis University High School in St. Louis, Mo., and earned a bachelor's degree in Journalism from the University of Missouri.
- Durban, 36, and his wife, Savannah, reside in Smyrna, Ga. with their dog, Chloe.

## ROB SMITH **Manager, Baseball Video Operations**



- Rob Smith is in his 30th season with the Braves and his ninth as manager, baseball video operations.
- Smith is responsible for overseeing the Braves' video and technology efforts at every level of the organization...At the major-league level, Smith is responsible for capturing video for coaching and scouting purposes, as well as pitch charting for every game...Smith also assists with the in-game instant replay process, providing technical support as needed.
- In addition, Smith assists the coaching staff with advance scouting and game planning by providing supplemental statistical data and video.
- Smith is a founding member of the Professional Baseball Video Coordinators Association, a member of the MLB Video Committee and 2018 winner of the prestigious "Video Specialist of the Year" award as presented by the Cincinnati Reds visiting clubhouse staff.
- Smith is credited with creating and maintaining a digital library of complete Braves games dating to the 1984 season.
- Prior to his current role, Smith served 17 seasons as the club's major league video coordinator.
- Smith began with the Braves in 1995 as a game day employee in corporate sponsor hospitality.
- In 1996, he served as a customer service representative in the ticket sales department, and in the 1997 and 1998 seasons, he was a marketing representative and also worked part-time coordinating the Braves' video efforts.
- Born in Concord, N.H., Smith attended Lafayette High School in Williamsburg, Va...He graduated from the University of Kentucky in 1994 with a degree in sport management.
- Smith, 52, and his wife, Carmen, reside in Suwanee, Ga. with their son, Tyler.

# GROUND'S CREW

## ED MANGAN **Senior Director, Field Operations**



- Ed Mangan is in his 34th season in the Braves organization.
- When John Schuerholz became the Braves' general manager in October of 1990, Mangan was among the first people Schuerholz hired.
- Prior to his Braves tenure, Mangan served five years as the head groundskeeper at the Kansas City Royals' spring training complex Boardwalk & Baseball...During that time, Schuerholz was Kansas City's general manager.
- In his role, Mangan oversees all field duties at Truist Park and was the only field director the Braves used in their 20 years at Turner Field (1997-2016) and in their 22 springs at the Wide World of Sports Complex in Lake Buena Vista, Fla (1998-2019).
- Known as one of the best field directors in the game, Mangan also works with the NFL to prepare the practice facilities and main field for the Super Bowl... He has worked the Super Bowl for the last 33 years, including serving as the field director for the last 22.
- Following his duties with the Super Bowl, Mangan heads to Florida to oversee the preparations of the Braves' spring training complex in North Port.
- A native of Leonardo, N.J., Mangan attended Mater Dei High School in Middletown, N.J., and the University of Southwestern Louisiana.
- Mangan is a member of the Georgia Golf Course Superintendents Association and the Aircraft Owners and Pilots Association.
- Mangan, 63, and his wife, Janeen, reside in Alpharetta, Ga. and have four boys, Jake, Micky, Colby and Ty...He enjoys archery, aviation, hunting and fishing.









A™

# PLAYER BIOS





# 2024 ATLANTA BRAVES 40-MAN ROSTER

## ALPHABETICAL

| Name, Position           | No. |
|--------------------------|-----|
| ABREU, Erick, Coach      | 85  |
| ACUÑA JR., Ronald, OF    | 13  |
| ALBIES, Ozzie, INF       | 1   |
| ANDERSON, Ian, RHP       | 48  |
| ARCIA, Orlando, INF      | 11  |
| BUMMER, Aaron, LHP       | 49  |
| D'ARNAUD, Travis, C      | 16  |
| DODD, Dylan, LHP         | 46  |
| DUVALL, Adam, OF         | 14  |
| ELDER, Bryce, RHP        | 55  |
| FASANO, Sal, Coach       | 57  |
| FRIED, Max, LHP          | 54  |
| GOODWIN, Tom, Coach      | 88  |
| GUILLORME, Luis, INF     | 15  |
| HARRIS II, Michael, OF   | 23  |
| HERNÁNDEZ, Daysbel, RHP  | 62  |
| IGLESIAS, Raisel, RHP    | 26  |
| JIMÉNEZ, Joe, RHP        | 77  |
| JOHNSON, Pierce, RHP     | 38  |
| KELENIC, Jarred, OF      | 24  |
| KERR, Ray, LHP           | 58  |
| KRANITZ, Rick, Coach     | 39  |
| LEE, Dylan, LHP          | 52  |
| LÓPEZ, Reynaldo, RHP     | 40  |
| MAGALLANES, Bobby, Coach | 70  |
| MARTÍNEZ, J.P., OF       | 67  |
| MATZEK, Tyler, LHP       | 68  |
| MINTER, A.J., LHP        | 33  |
| MORTON, Charlie, RHP     | 50  |
| MURFEE, Penn, RHP        | 56  |
| MURPHY, Sean, C          | 12  |
| OLSON, Matt, INF         | 28  |
| OZUNA, Marcell, OF       | 20  |
| PÉREZ, Eddie, Coach      | 95  |
| PERDOMO, Ángel, LHP      | --  |
| RILEY, Austin, INF       | 27  |
| SALE, Chris, LHP         | 51  |
| SEITZER, Kevin, Coach    | 34  |
| SMITH-SHAWVER, AJ, RHP   | 32  |
| STEPHENS, Jackson, RHP   | 53  |
| SNITKER, Brian, Manager  | 43  |
| STRIDER, Spencer, RHP    | 99  |
| TUIASOSOPO, Matt, Coach  | 89  |
| VINES, Darius, RHP       | 61  |
| WALL, Forrest, OF        | 73  |
| WEISS, Walt, Coach       | 4   |
| WINANS, Allan, RHP       | 59  |
| YNOA, Huascar, RHP       | 19  |

## NUMERICAL

| No. | Name, Position           |
|-----|--------------------------|
| 1   | ALBIES, Ozzie, INF       |
| 4   | WEISS, Walt, Coach       |
| 11  | ARCIA, Orlando, INF      |
| 12  | MURPHY, Sean, C          |
| 13  | ACUÑA JR., Ronald, OF    |
| 14  | DUVALL, Adam, OF         |
| 15  | GUILLORME, Luis, INF     |
| 16  | D'ARNAUD, Travis, C      |
| 19  | YNOA, Huascar, RHP       |
| 20  | OZUNA, Marcell, OF       |
| 23  | HARRIS II, Michael, OF   |
| 24  | KELENIC, Jarred, OF      |
| 26  | IGLESIAS, Raisel, RHP    |
| 27  | RILEY, Austin, INF       |
| 28  | OLSON, Matt, INF         |
| 32  | SMITH-SHAWVER, AJ, RHP   |
| 33  | MINTER, A.J., LHP        |
| 34  | SEITZER, Kevin, Coach    |
| 38  | JOHNSON, Pierce, RHP     |
| 39  | KRANITZ, Rick, Coach     |
| 40  | LÓPEZ, Reynaldo, RHP     |
| 43  | SNITKER, Brian, Manager  |
| 46  | DODD, Dylan, LHP         |
| 48  | ANDERSON, Ian, RHP       |
| 49  | BUMMER, Aaron, LHP       |
| 50  | MORTON, Charlie, RHP     |
| 51  | SALE, Chris, LHP         |
| 52  | LEE, Dylan, LHP          |
| 53  | STEPHENS, Jackson, RHP   |
| 54  | FRIED, Max, LHP          |
| 55  | ELDER, Bryce, RHP        |
| 56  | MURFEE, Penn, RHP        |
| 57  | FASANO, Sal, Coach       |
| 58  | KERR, Ray, LHP           |
| 59  | WINANS, Allan, RHP       |
| 61  | VINES, Darius, RHP       |
| 62  | HERNÁNDEZ, Daysbel, RHP  |
| 67  | MARTÍNEZ, J.P., OF       |
| 68  | MATZEK, Tyler, LHP       |
| 70  | MAGALLANES, Bobby, Coach |
| 73  | WALL, Forrest, OF        |
| 77  | JIMÉNEZ, Joe, RHP        |
| 85  | ABREU, Erick, Coach      |
| 88  | GOODWIN, Tom, Coach      |
| 89  | TUIASOSOPO, Matt, Coach  |
| 95  | PÉREZ, Eddie, Coach      |
| 99  | STRIDER, Spencer, RHP    |
| --  | PERDOMO, Ángel, LHP      |

## POSITION

### MANAGER

SNITKER, Brian 43

### COACHES

ABREU, Erick 85  
 FASANO, Sal 57  
 GOODWIN, Tom 88  
 KRANITZ, Rick 39  
 MAGALLANES, Bobby 70  
 PÉREZ, Eddie 95  
 SEITZER, Kevin 34  
 TUIASOSOPO, Matt 89  
 WEISS, Walt 4

### PITCHERS (24)

ANDERSON, Ian, RHP 48  
 BUMMER, Aaron, LHP 49  
 DODD, Dylan, LHP 46  
 ELDER, Bryce, RHP 55  
 FRIED, Max, LHP 54  
 HERNÁNDEZ, Daysbel, RHP 62  
 IGLESIAS, Raisel, RHP 26  
 JIMÉNEZ, Joe, RHP 77  
 JOHNSON, Pierce, RHP 38  
 KERR, Ray, LHP 58  
 LEE, Dylan, LHP 52  
 LÓPEZ, Reynaldo, RHP 40  
 MATZEK, Tyler, LHP 68  
 MINTER, A.J., LHP 33  
 MORTON, Charlie, RHP 50  
 MURFEE, Penn, RHP 56  
 PERDOMO, Ángel, LHP --  
 SALE, Chris, LHP 51  
 SMITH-SHAWVER, AJ, RHP 32  
 STEPHENS, Jackson, RHP 53  
 STRIDER, Spencer, RHP 99  
 VINES, Darius, RHP 61  
 WINANS, Allan, RHP 59  
 YNOA, Huascar, RHP 19

### CATCHERS (2)

D'ARNAUD, Travis 16  
 MURPHY, Sean 12

### INFIELDERS (5)

ALBIES, Ozzie (S) 1  
 ARCIA, Orlando 11  
 GUILLORME, Luis (L) 15  
 OLSON, Matt (L) 28  
 RILEY, Austin 27

### OUTFIELDERS (7)

ACUÑA JR., Ronald 13  
 DUVALL, Adam 14  
 HARRIS II, Michael (L) 23  
 KELENIC, Jarred (L) 24  
 MARTÍNEZ, J.P. (L) 67  
 OZUNA, Marcell 20  
 WALL, Forrest (L) 73

38 total players as of 3/15/24



# 2024 ATLANTA BRAVES NON-ROSTER INVITEES

## ALPHABETICAL

|                         |    |
|-------------------------|----|
| ALVAREZ JR., Nacho, INF | 92 |
| BALDWIN, Drake, C       | 81 |
| BOWDEN, Ben, LHP        | 83 |
| DOYLE, Tommy, LHP       | 84 |
| EVANS, Phillip, INF     | 78 |
| FLETCHER, David, INF    | 64 |
| GARCÍA, Leury, INF      | 63 |
| GILES, Ken, RHP         | 91 |
| HARRIS, Hayden, LHP     | 90 |
| HOLMES, Grant, RHP      | 86 |
| LIBERATO, Luis, OF      | 76 |
| LÓPEZ, Alejo, INF       | 75 |
| LUPLOW, Jordan, OF      | 72 |
| RIVERO, Sebastián, C    | 80 |
| TOLVE, Tyler, C         | 82 |
| TROMP, Chadwick, C      | 66 |
| VELAZQUEZ, Andrew, INF  | 65 |
| WADDELL, Luke, INF      | 79 |
| WALDREP, Hurston, RHP   | 93 |
| WALSH, Jake, RHP        | 98 |
| WHITE, Eli, OF          | 71 |
| WIDENER, Taylor, RHP    | 87 |
| WILLIAMS, Luke, INF     | 74 |

## NUMERICAL

|                            |
|----------------------------|
| 63 GARCÍA, Leury, INF      |
| 64 FLETCHER, David, INF    |
| 65 VELAZQUEZ, Andrew, INF  |
| 66 TROMP, Chadwick, C      |
| 71 WHITE, Eli, OF          |
| 72 LUPLOW, Jordan, OF      |
| 74 WILLIAMS, Luke, INF     |
| 75 LÓPEZ, Alejo, INF       |
| 76 LIBERATO, Luis, OF      |
| 78 EVANS, Phillip, INF     |
| 79 WADDELL, Luke, INF      |
| 80 RIVERO, Sebastián, C    |
| 81 BALDWIN, Drake, C       |
| 82 TOLVE, Tyler, C         |
| 83 BOWDEN, Ben, LHP        |
| 84 DOYLE, Tommy, LHP       |
| 86 HOLMES, Grant, RHP      |
| 87 WIDENER, Taylor, RHP    |
| 90 HARRIS, Hayden, LHP     |
| 91 GILES, Ken, RHP         |
| 92 ALVAREZ JR., Nacho, INF |
| 93 WALDREP, Hurston, RHP   |
| 98 WALSH, Jake, RHP        |

## POSITION

### PITCHERS (8)

|                       |    |
|-----------------------|----|
| BOWDEN, Ben, LHP      | 83 |
| DOYLE, Tommy, LHP     | 84 |
| GILES, Ken, RHP       | 91 |
| HARRIS, Hayden, LHP   | 90 |
| HOLMES, Grant, RHP    | 86 |
| WALDREP, Hurston, RHP | 93 |
| WALSH, Jake, RHP      | 98 |
| WIDENER, Taylor, RHP  | 87 |

### CATCHERS (4)

|                    |    |
|--------------------|----|
| BALDWIN, Drake (L) | 81 |
| RIVERO, Sebastián  | 80 |
| TOLVE, Tyler (L)   | 82 |
| TROMP, Chadwick    | 66 |

### INFIELDERS (8)

|                       |    |
|-----------------------|----|
| ALVAREZ JR., Nacho    | 92 |
| EVANS, Phillip        | 78 |
| FLETCHER, David       | 64 |
| GARCÍA, Leury (S)     | 63 |
| LÓPEZ, Alejo (S)      | 75 |
| VELAZQUEZ, Andrew (S) | 65 |
| WADDELL, Luke (L)     | 79 |
| WILLIAMS, Luke        | 74 |

### OUTFIELDERS (3)

|                    |    |
|--------------------|----|
| LIBERATO, Luis (L) | 76 |
| LUPLOW, Jordan     | 72 |
| WHITE, Eli         | 71 |

## PRONUNCIATIONS

**Ozzie Albies** (ALL-bees)  
**Orlando Arcia** (ARE-see-ah)  
**Ben Bowden** (BOE-din)  
**Travis d'Arnaud** (dar-NO)  
**Leury García** (lay-OO-ree)  
**Luis Guillorme** (ghee-YORE-may)  
**Daysbel Hernández** (DAYS-bell)

**Raisel Iglesias** (ry-SELL)  
**Joe Jiménez** (him-EHN-ehz)  
**Jarred Kelenic** (KELL-nick)  
**Alejo López** (uh-LAY-hoe)  
**Jordan Luplow** (LOOP-low)  
**Marcell Ozuna** (oh-ZOO-nah)  
**Allan Winans** (WHY-nans)



# RONALD ACUÑA JR.

# 13

## OUTFIELDER

Full Name: **Ronald José Acuña Jr.**

Bats: **Right**

Throws: **Right**

Height: **6-0**

Weight: **205**

DOB: **December 18, 1997**

Opening Day Age: **26**

Born: **La Guaira, Venezuela**

Resides: **Vargas, Venezuela**

MLB Debut: **April 25, 2018**

MLB Service Time: **5.159**

Acquired: **Signed as a non-drafted free agent, July 2, 2014**

Contract Status: **Signed through 2026 (club options for 2027 & 2028)**

## 2023

- 26-year-old Ronald Acuña Jr. completed his sixth major league season (all with Atlanta), posting a slash line of .337/.416/.596 (217-for-643) in 159 games.

*A* He hit 41 home runs, 35 doubles and four triples, while recording 106 RBI and 149 runs...Went 73-for-87 in stolen base attempts...Established career-highs in batting average, on-base percentage, OPS (1.012), runs, hits, doubles, RBI, stolen bases, walks (80) and total bases (383).

- **MLB Ranks:** Runs (1st, 149), stolen bases (1st, 73), on-base percentage (1st, .416), hits (1st, 217), total bases (1st, 383), multi-hit games (1st, 69), hard-hit balls (1st, 309), batting average (2nd, .337), avg. exit velo (2nd, 94.7), fWAR (T-2nd, 8.3), OPS (3rd, 1.012), extra-base hits (T-3rd, 80), slugging percentage (4th, .596), home runs (5th, 41), RBI (T-8th, 106).

- Named the NL Most Valuable Player, unanimously – earned all 30 first place votes, the first player in franchise history to hold that distinction.

*A* Overall, he is the eighth player, ninth instance, in franchise history to win the award, joining Hall-of-Famer Johnny Evers (1914 with Boston), Bob Elliott (1947 with Boston), Hall-of-Famer Henry Aaron (1957 with Milwaukee), Dale Murphy, twice (1982-83), Terry Pendleton (1991), Hall-of-Famer Chipper Jones (1999) and Freddie Freeman (2020).

- Recipient of the National League's Hank Aaron Award, presented annually to the best overall offensive performer in each league.

*A* He is the third Brave to win the award, following Andruw Jones (2005) and Freddie Freeman (2020).

## CAREER HIGHS

Most Runs

**4, 6x, last: 8/28/23, ATL at COL**

Most Hits

**4, 9x, last: 8/28/23, ATL at COL**

Most Doubles

**3, 8/15/22, ATL vs. NYM**

Most Triples

**1, 11x, last: 9/21/23, ATL at WSH**

Most Home Runs

**2, 13x, last: 9/19/23, ATL vs. PHI**

Most RBI

**5, 3x, last: 8/28/23, ATL at COL**

Most Walks

**4, 8/16/22, ATL vs. NYM**

Most Stolen Bases

**3, 4/22/23, ATL vs. HOU**

Longest Hitting Streak

**16 games, 6/17-7/5/23**

- Named the NL Player of the Month three times.

*A* Since being awarded in the NL in 1958, Dale Murphy, six times, is the only other player to win the award at least three times during their tenure with the club.

*A* Acuña Jr. also earned the nomination in April 2021...Andruw Jones is the only other Brave to be recognized twice within the same season (June and August 2005).

- Made his fourth career Opening Day roster.
- Listed No. 1 on MLB Network's "Top 100 Players Right Now" list...Ranked 25th, entering 2023.
- Scored 149 runs; most within a single-season in the franchise's Modern Era (since 1900).
  - *A* Crossed the plate 41 times in the first inning; most within a single-season in franchise history...In the Integration Era (since 1947), the only players to score more runs, within a single-season, are Hall-of-Famers Ted Williams (150) in 1949 and Jeff Bagwell (152) in 2000.
  - *A* Marked his first season leading the majors in runs and his second pacing the Senior Circuit (127 in 2019)...An Atlanta player has led the league in runs scored in four of the last five seasons, previously: Freddie Freeman (120) in 2021, Freeman (51) in 2020 and Acuña Jr. (127 in 2019).
- Stole 73 bases in 87 attempts; most within a single-season, in the franchise's Modern Era (since 1900).
  - *A* The previous mark of 72 was set by Otis Nixon in 1991... Since 2000, the only player with more swipes, within a single-season, is José Reyes (78) in 2007.
  - *A* Marked his first season leading the majors in stolen bases and his second pacing the Senior Circuit (37 in 2019)... He's the only player the Atlanta-era (since 1966) to pace the league in stolen bases, having done so twice.
- Became the founding member of both the 30 home run/60 stolen base and 40 home run/70 stolen base clubs.
  - *A* Prior to Acuña, the highest stolen base total for a player to hit at least 30 home runs in a season was 52 (Barry Bonds in 1990).
  - *A* The high stolen base count for a player with 40 round trippers was 46 (Álex Rodríguez in 1998).
  - *A* He's the fifth player in MLB history with at least 40 home runs and at least 40 stolen bases, within a single-season, joining José Canseco (1988), Bonds (1996), Rodríguez (1998) and Alfonso Soriano (2006).
- Became the fifth player, sixth instance, over the last 50 seasons to account for at least 10% of their team's home run total and 50% of the club's stolen base count.
  - *A* The last National Leaguer to accomplish the feat was Hall-of-Famer Tim Lincecum in 1983 for Montreal.
- Went deep and stole a base, within the same game, 12 times.
  - *A* The only player in MLB history with more such games, within a single-season, is Hall-of-Famer Rickey Henderson (13) in 1986...Bobby Bonds also had 12 such outings in 1973.
- Totaled four multi-homer games: June 27 vs. Minnesota, July 15 vs. Chicago (AL), September 7 vs. St. Louis and September 19 vs. Philadelphia.
  - *A* Hit a leadoff home run in three of those four contests, excluding July 15 vs. Chicago (AL).
  - *A* Had nine such efforts over his first five seasons combined – and never more than two within a single-year, done in each season from 2019-22.
- In the Integration Era (since 1947), he's the third player to lead their respective league in both stolen bases and OPS, alongside Hall-of-Famers, Willie Mays, twice (1957-58) and Rickey Henderson (1990).
- Hit eight home runs that traveled at least 450 feet, per Statcast.
  - *A* Since tracking began in 2015, Giancarlo Stanton (10) in 2017 with Miami, is the only player with more such home runs, within a single-season.
  - *A* Since the start of 2018, his 21 home runs of that distance rank fourth in the majors, trailing Stanton (34), C.J. Cron (23) and New York's (AL) Aaron Judge (22).
- Collected 217 hits; most by any player, league-wide, since Houston's José Altuve (225) in 2014... The last National Leaguer with as many knocks was Juan Pierre (221) in 2004.
- Led the majors in multi-hit games (69) and three-hit games (22)...His 69 multi-hit efforts have been bested twice, in the franchise's Modern Era (since 1900), within a single-season, by Hall-of-Famer Henry Aaron (71) in 1959 and Tommy Holmes (70) in 1945.
  - *A* In the Atlanta-era (since 1966), Ralph Garr (28) in 1974, (26) in 1971 and (24) in 1973 is the only player with more three-hit efforts, within a single-season.
  - *A* Over the last 40 seasons, the only National Leaguers with more multi-hit games, within a single-season, are Lance Johnson (75) in 1996, Hall-of-Famer Tony Gwynn in 1984 (70) and Juan Pierre (70) in 2004.



- Reached base safely in a major league-high 145 games; most within a single-season in the franchise's Modern Era (since 1900).
  - Hit safely in a major-league high 124 games; bested in the Atlanta-era (since 1966), within a single-season, by Felipe Alou (130) in 1968 and Marquis Grissom (126) in 1996.
- Became the seventh player in MLB history to collect at least 200 hits, 100 RBI, 145 runs and 40 home runs, within a single-season, and the first to do so since Joe DiMaggio in 1937.
  - The other six players in baseball history to have such a season - DiMaggio, Lou Gehrig, Jimmie Foxx, Chuck Klein, Hack Wilson and Babe Ruth - are all enshrined in the HOF.
- Reached base safely to lead off a game 72 times (53 hits, 17 walks, two HBP).
  - Came around to score 41 times; most within a single-season in franchise history.
  - Singled twice in the first, May 28 vs. Philadelphia, giving him 54 hits in the frame in total; establishing a single-season franchise record...Slashed .378/.451/.615 (54-for-143) with a 1.066 OPS.
  - His .378 batting average was the second-highest first-inning mark - minimum 100 plate appearances, within a single-season, in the franchise's Modern Era (since 1900), behind Buck Jordan (.380) in 1933.
  - His .451 on-base percentage ranked eighth...Atlanta went 35-18 (.660) when he recorded at least one hit in the first inning.
- Hit eight leadoff home runs, bringing his career total to 34; a Braves franchise record.
  - Of those 34 leadoff shots, 13 have been on the first pitch; tied for the second-most in MLB history, trailing Hall-of-Famer Craig Biggio (19).
  - Since debuting in 2018, only Toronto's George Springer (39) and Los Angeles' (NL) Mookie Betts (37) have more leadoff homers.
- Since RBI became official in 1920, the only player with more RBI from the leadoff spot than Acuña's 106, within a single-season, is Los Angeles' (NL) Mookie Betts (107), also in 2023.
- Hit safely in a career-best, 16 consecutive games, spanning June 17-July 5.
  - Slashed .379/.468/.697 (25-for-66), with six home runs and three doubles, while posting a 1.165 OPS.
  - Also had streaks of 14 games, from September 12-30 and 12 games, from May 9-22.
- Posted a 1.024 OPS against right-handed pitchers; highest by a qualified Braves right-handed hitter, within a single-season, since Javy López (1.057) in 2003.
- Since the start of 2018, leads all players with 180 stolen bases...The next closest is Philadelphia's Trea Turner with 179.
- Stole his 120th career base, April 25 vs. Miami.
  - With 123 career home runs to that point, he became the fastest player in MLB history, by games played, to eclipse both 120 career home runs and stolen bases, doing so in 538 games.
  - Former Cincinnati Red, Eric Davis accomplished the feat over his first 559 contests, spanning the 1984-89 seasons.
- Went deep in both ends of a doubleheader, June 14 at Detroit.
  - Marked the fourth time he's homered in both games of a doubleheader; most among active players.
  - He's accounted for half of the occurrences by Braves players over the last 30 seasons.
- Stole his National League-leading 30th base of the season, June 16 vs. Colorado.
  - Became the first player in MLB history with at least 15 home runs and 30 stolen bases through their club's first 70 games in a season.
- Hit his 20th home run of the season (two-run), June 30 vs. Miami, off LHP Steven Okert.
  - With 37 stolen bases to that point, he became the first player with at least 20 home runs and at least 35 stolen bases before the All-Star break, since the game's inception in 1933.
- Hit his 30th home run of the season (grand slam), August 31 at Los Angeles (NL), off RHP Lance Lynn.
  - With 61 stolen bases to that point, became the founding member of the 30 home run/60 stolen base club.
  - The longball also marked the 150th of his career - making him the fastest player in MLB history, by games played, to eclipse both 150 career home runs and stolen bases (168), doing so in 647 games...Former Cincinnati Red, Eric Davis accomplished the feat over his first 681 contests, spanning the 1984-90 seasons.

- Hit a solo home run (32), September 2 at Los Angeles (NL), off RHP Emmet Sheehan.
  - Per Statcast, the blast had an exit velocity of 121.2 mph, making it the hardest batted ball by any player during the 2023 season and the third-hardest home run, since tracking began in 2015.
  - New York's (AL) Giancarlo Stanton owns each of the two highest exit velocities on a home run: 121.7 mph and 121.3 mph.
- Scored his 132nd run of the season in the second game of a doubleheader, September 11 at Philadelphia; matching Dale Murphy's Modern Era (since 1900) single-season, franchise record, set in 1983.
  - Broke the record the following day, September 12 at Philadelphia.
- Singled to lead off the game, September 16 at Miami; his 200th hit of the season.
  - Became the sixth Brave, 11th instance, in the Integration Era (since 1947) with at least 200 hits in a season,
- Hit his 41st and final home run of the season (two-run), September 26 vs. Chicago (NL), off RHP Javier Assad.
  - Matched his single-season career-high in home runs, while establishing his single-season career-high RBI (102, 103).
- Stole a pair of bases, September 29 vs. Washington, his 71st and 72nd of the season; matching Otis Nixon's Modern Era (since 1900) single-season, franchise record, set in 1991.
  - Broke the record the following day, September 30 vs. Washington.

## MAJOR LEAGUE NOTES

- **Awards:** NL Most Valuable Player (2023), NL All-Star (4x, 2019, '21-'23), Louisville Slugger Silver Slugger (3x, 2019, '20; '23, OF), All-MLB First-Team (2023), All-MLB Second Team (2x, 2019, '20; OF), BBWAA NL Rookie of the Year (2018), NL Player of the Month (4x, April 2021, April, June, September/October, 2023), NL Rookie of the Month (8/18), NL Player of the Week (4x), Luis Aparicio Award ('20).
  - Was selected to his second All-Star Game in 2021 as one of the three starters in the National League outfield, but was unable to play due to injury...Became the fifth player in franchise history to make multiple All-Star teams by his age-23 season (Hank Aaron, 3; Joe Torre, Eddie Mathews and Brian McCann, 2).
  - Selected to his first career All-Star Game in 2019 and started in center field for the NL
    - He was 21 years, 203 days old on the day of the game, making him the youngest Braves player to start an All-Star Game and the third youngest player in franchise history to earn a selection (Hank Aaron in 1955 and Ozzie Albies in 2018).
    - Also participated in the T-Mobile Home Run Derby that week...Defeated Pittsburgh's Josh Bell in the first round, hitting 25 home runs to Bell's 18...Lost in the second round to eventual champion Pete Alonso...The first baseman hit 20 home runs, while Acuña Jr. hit 19.
    - Won a Louisville Slugger Silver Slugger award in 2019, 2020 and 2023 as one of three NL outfielders...His first such award came at age 21, becoming the youngest Braves player to win a Silver Slugger.
    - He is one of three National Leaguers in history to win that award in their age 21 season or younger, joining St. Louis 3B Albert Pujols (2001 as a 21-year-old) and Los Angeles P Fernando Valenzuela (1981 as a 20-year-old).
    - Braves 2B Ozzie Albies, 22, also received a Silver Slugger in 2019...Acuña Jr. and Albies were the first teammates in major-league history age 22 or younger to win Silver Sluggers in the same season.
    - Was the eighth Braves player to win a NL Jackie Robinson Rookie of the Year award, capturing 27-of-30 first-place votes from the Baseball Writers' Association of America (BBWAA) in 2018...RH Craig Kimbrel was the last Atlanta player to receive the award (2011).
    - In August 2018, named the NL Rookie of the Month after becoming the first NL rookie over the previous 110 seasons to collect at least 39 hits and 11 home runs in a calendar month...Hit .336/.405/.698 (39-for-116) with 11 home runs, 21 RBI and six stolen bases in 30 games.
- On May 23, 2022, snapped his 29-game on-base streak, which was longest in baseball and dated to 2021...The streak was the second-longest of his career, behind a 32-game stretch from June 19 to July 28, 2019.
  - Selected to his third career All-Star Game...Went 1-for-3 with a double off Tampa Bay's Shane Bieber.
- In 2021, played in 82 games before suffering a season-ending ACL tear in his right knee on July 10 at Miami.

*A* Through July 10, Acuña ranked highly in multiple MLB stat categories, including runs (72, 1st), slugging percentage (.596, 4th), home runs (24, 5th) and extra-base hits (44, T8th).

*A* Additionally, his 10 go-ahead home runs through July 10 were tied for fifth in baseball.

- Through 2021, had 105 career home runs in first 395 career games.

*A* Prior to turning 23, at the time, his 81 homers were the 16th most in history before that birthday...Of the 15 players ahead of him, Acuña Jr.'s 1,404 plate appearances were easily the fewest...In fact, Giancarlo Stanton (1,498) was the only other player on that list with fewer than 1,800 plate appearances.

*A* His homer on June 20, 2021 vs. St. Louis was the 100th of his career, doing so in just his 378th career game...He became the sixth fastest to 100 homers in MLB history (Ryan Howard, 324 games; Gary Sánchez, 355; Aaron Judge, 371; Ralph Kiner, 376; Joey Gallo, 377).

*A* In 2019, his first full season, became just the third player in baseball history to hit 40 home runs in a single season prior to his 22nd birthday, joining two Hall of Famers in Eddie Mathews, who hit 47 in 1953 as a 21-year-old, and Mel Ott, who had 42 as a 20-year-old in 1929...Only Ott was younger at the time of his 40th... Acuña Jr. was 21 years, 275 days when he hit his 40th on 9/19 against Philadelphia, while Mathews hit his when he was 21 years, 316 days...Acuña Jr. was the 12th Braves player (23rd overall) to hit 40 homers in a season.

*A* In 2018, his rookie season, became just the fifth player in baseball history to reach 26 homers in a season prior to his 21st birthday, joining Mel Ott (42 in 1929), Frank Robinson (34 in 1956), Tony Conigliaro (32 in 1965) and Al Kaline (27 in 1955).

*A* Is one of 18 players in the modern era with two 20-homer seasons before his 22nd birthday...Of the 17 prior, seven hit 500 home runs (Mel Ott, Ted Williams, Mickey Mantle, Eddie Mathews, Frank Robinson, Ken Griffey Jr. and Alex Rodríguez), while eight are in the National Baseball Hall of Fame (Ott, Williams, Mantle, Mathews, Robinson, Griffey Jr., Al Kaline and Orlando Cepeda).

*A* Hit his 50th career home run on 7/21/19 against Washington...He was 21 years, 215 days old at the time of the homer, the fourth youngest player in baseball history to reach that milestone...The three younger were Mel Ott, Tony Conigliaro and fellow Braves outfielder Andruw Jones.

*A* Hit his 60th career home run on 8/13/19, becoming the sixth player in baseball history to hit that many home runs prior to turning 22...He joined Mel Ott (86), Tony Conigliaro (84), Eddie Mathews (72), Frank Robinson (60) and Ken Griffey Jr. (60).

*A* Has twice homered in at least four straight games...Is the only player in history to have two home run streaks of at least four games before his 22nd birthday...He first did so in five straight, from 8/11-14/18, to tie the franchise modern-era record for most consecutive games with a homer... He also did so from 8/6-9/19, when he homered in four straight.

- Played in his 300th career game on 9/12/20 at Washington...Had 78 home runs and 58 stolen bases at the time of the game...Is the only player in major-league history to reach 75 home runs and 50 stolen bases by his 300th career game.
- In the Braves' record-setting 29-9 win over Miami on 9/9/20, had a single, double, home run, three walks and drove in a single-game career-best five...Became just the fourth player in the NL since 1901 to record at least three hits, three walks and five RBI in a game, and the first to do so since Cincinnati's Sean Casey on 5/19/99 at Colorado (4 H, 3 BB, 6 RBI, 5 R).
- Has a Braves franchise-record 34 leadoff home runs...Had 19 leadoff homers from 2018-20, only OF George Springer (21) had more such homers.

*A* Hit eight leadoff home runs in 2019 to set the franchise single-season record, passing the previous mark of seven, set by Marquis Grissom in 1996...Had seven the year prior, 2018, the second most in the NL that season behind L.A.'s Joc Pederson (9)...Playing those seasons at ages 20 and 21, his 15 leadoff homers between the seasons were 10 more than any other player in history before turning 22...Mike Trout had five.

*A* Hit a leadoff homer in three straight games, all against Miami in August 2018... He is only the second player with as long of a streak in baseball's modern era (since 1900)...Baltimore's Brady Anderson holds



the major-league record, doing so in four consecutive games from 4/18-21/96... Acuña Jr.'s streak ended on 8/15, after he was hit with the first pitch by the Marlins' José Ureña.

- A* One of his leadoff home runs came on 8/26/20 in Game 1 of a doubleheader against the Yankees...He took Gerrit Cole deep, hitting a homer that traveled a projected 473 feet, the third longest of his career, and the second longest by a Braves player in the Statcast era (since '15).
  - A* That streak began on 8/13, when he hit leadoff homers in both ends of a doubleheader...He is only the fourth player in history to accomplish that, including the first in the National League... The others to do so were Anderson and Hall-of-Famers Rickey Henderson (1993) and Harry Hooper (1913).
- In 585 career games hitting out of the No. 1 spot of the lineup, has batted .296/.387/.547 (686-for-2,316) with 147 home runs.
  - A* In 2021, started in the leadoff spot in 80 of his 82 games...Had 24 homers and 72 runs scored when hitting out of the first position.
  - A* Began the 2019 season primarily hitting out of the No. 4 spot...Permanently moved to the leadoff spot on 5/10, where he hit out of the rest of the season and all of 2020.
  - A* Had 34 home runs and 78 RBI from the spot of the lineup in 2019, franchise single-season records hitting first.
  - A* Led off in the starting lineup for the first time in his career on 7/20/18 at Washington in the first game out of the All-Star break...Went 3-for-4, while hitting a home run and robbing one in the fifth inning...Also stole two bases, and at 20 years, 214 days, became the youngest player in baseball's modern era (since 1900) to homer and steal two bases in the same game.
- Has hit .257/.367/.450 with 10 doubles, one triple, three homers and nine RBI in 29 career postseason appearances.
  - A* His 12 extra-base hits were the most such hits by any player in postseason history before their 23rd birthday.
  - A* His eight doubles were two off the major-league record for most such hits in a player's first 21 postseason games... Milwaukee's Ryan Braun had a record 10, while five others had nine.
- A* Has three games with three or more hits, which is tied with fellow Braves OF Andruw Jones for the most such postseason games prior to turning 23.
- A* Had a postseason career-best four hits in Game 4 of the 2019 Division Series at St. Louis, the most by an Atlanta player in a playoff game since Bret Boone, who also had four in Game 3 of the 1999 World Series.
- A* Became the youngest player in baseball history to hit a grand slam in a postseason game, when he did so at age 20 in Game 3 of the 2018 NLDS vs. Los Angeles... It came on a 3-1, second-inning pitch from RH Walker Buehler...21-year-old Yankees OF Mickey Mantle was previously the youngest (Game 5 of the 1953 World Series)...Acuña Jr.'s slam was the seventh in Braves postseason history and the first since Adam LaRoche hit one in Game 4 of the 2005 NLDS at Houston...It also marked the first slam of Acuña Jr.'s career.
- In his first full major-league season, 2019, hit a team-most 41 home runs and stole a NL-most 37 bases, becoming one of five players in baseball history to reach those numbers in a season...The four others are José Canseco (42 HR, 40 SB in 1988), Barry Bonds (42 HR, 40 SB in 1996), Alex Rodríguez (42 HR, 46 SB in 1998) and Alfonso Soriano (46 HR, 41 SB in 2006)...Acuña Jr. is the youngest of that group.
  - A* Playing the season at age 21, became the second player in baseball history to have at least 30 home runs and 30 stolen bases in a season prior to his 22nd birthday... The only other player to do so was Mike Trout, who had 30 home runs and 49 stolen bases as a 20-year-old in 2012... Only three other Braves have gone 30/30 at any age (Ron Gant, 1990 and 1991; Dale Murphy, 1983; Hank Aaron, 1963)... Reached the 30/30 mark in Atlanta's 130th game, the quickest a Braves player has ever accomplished the feat.
  - A* Is the 11th player in Braves history with at least 20 home runs and 20 stolen bases in a season, and the first since 2012, when OF Jason Heyward had 27 homers and 21 steals.
  - A* Also had 26 home runs and 16 stolen bases in 2018...He was the sixth player in baseball history, and the first since Mike Trout in 2012 and 2013, with two 20-homer/15-steal seasons prior to his 22nd birthday.

- Also led the NL in 2019 in runs scored with 127... That is tied for third most in a single season in franchise modern-era history (since 1900), trailing Dale Murphy (131 in 1983) and Rafael Furcal (130 in 2003)...Hank Aaron also scored 127 in 1962...Acuña Jr. was the first Braves player to lead the NL in runs scored since 1985, when Dale Murphy scored 118.
- Also finished that season, 2019, with 101 RBI... He reached the 100-RBI mark at 21 years, 276 days, the 14th-youngest player in baseball history to reach 100 RBI in a season...Hall-of-Famers Al Kaline and Mel Ott each had two of these seasons.
- Had a career-best 32-game on-base streak, from 6/19-7/28/19, hitting .290/.388/.496 over the stretch with eight home runs and 15 RBI.
- Made his major-league debut on 4/25/18 at Cincinnati, at 20 years, 128 days...He became the youngest position player to debut for Atlanta since Wilson Betemit in 2001 (19 years, 320 days)...Entered the season as MLB.com's overall No. 2 prospect.
  - *A* Hit his first career homer in his second game, off the Reds' Homer Bailey...At 20 years, 129 days, was the youngest player to homer for the Braves since Andruw Jones, who also did so against Cincinnati in 1997 (20 years, 122 days).
  - *A* 2B Ozzie Albies (21 years, 110 days) also homered in the game...By combined age, Albies and Acuña Jr. were 41 years, 238 days old...The last major league duo younger by combined age to homer in the same game was Ricky Seilheimer (19 years, 331 days) and Harold Baines (21 years, 133 days) for the White Sox on 7/26/80...Seilheimer and Baines were 41 years, 99 days.
- Hit a two-run homer in the 11th inning on 7/3/18 at New York-AL to give Atlanta the 5-3 win... With his game-winning homer, became the only player to hit a game-winning extra-inning home run at Yankee Stadium prior to his 21st birthday.
- Following his rookie season in 2018, was named to the MLB team that played in the 2018 Japan All-Star Series in November...Played in five games and went 5-for-24 (.208) with a home run.
- On 4/2/19, signed an eight-year, \$100 million contract extension that will keep him under control through the 2026 season...The deal contains club options for 2027 and 2028.
  - *A* At 21, was the youngest player in major-league history to sign a \$100 million contract.
  - *A* He had accrued 165 days of major-league service at the time of the extension...The deal is the largest in history for a player under club control with as little major-league service as Acuña Jr.

## MINOR LEAGUE NOTES

- Entered the **2018** season as the No. 2 overall prospect at MLB.com...Played in 17 games with Triple-A Gwinnett before having his contract selected and making his major-league debut on 4/25.
- Named *Baseball America* and USA Today's Minor League Player of the Year in **2017**...Also tabbed by MLB.com as the Hitting Prospect of the Year and by the Braves as the organizational Player of the Year... At age 19, played across three levels of Atlanta's farm system, hitting a combined .325/.374/.522 with a minor-league-best 181 hits in 139 games.
  - *A* Began the season with High-A Florida, before earning promotions to Double-A Mississippi and Triple-A Gwinnett...Was a Mid-Season All-Star with the M-Braves, and was MiLB's International League Player of the Month for August with the Stripers...From his arrival in Gwinnett on 7/13 through the end of the season, ranked among International League leaders in runs (38, 1st), hits (76, 1st), stolen bases (11, 4th) and RBI (33, 4th).
  - *A* Played for the World Team in the SiriusXM All-Star Futures Game at Marlins Park in Miami...Started in center field.
  - *A* Following the season, became the youngest player to be named the Arizona Fall League MVP...Appeared in 23 games with the Peoria Javelinas and batted .325/.414/.639 (27-for-83) with a league-best seven home runs, 12 extra-base hits, 53 total bases and 22 runs scored...Also selected to the AFL's Rising Stars and All-Prospect teams.
- In **2016**, his second professional season, helped Single-A Rome win the South Atlantic League Championship after recording three extra-base hits and driving in three in seven postseason games.
  - *A* Missed over three months of the regular season with a thumb injury.

## PERSONAL

- His brother, Luisangel, is an infielder in the NYM organization...Luisangel, born in March 2002, completed his first professional season in 2019, earning *Baseball America* DSL All-Star honors.
- Another brother, Bryan, signed with the Minnesota Twins organization as an infielder in January 2021.
- His father, Ron, was an outfielder in the minor leagues for three different organizations (New York-NL from 1999-2004, Toronto in 2005 and Milwaukee in 2006).
- His grandfather, Rosmaldo "Romo" Blanco, was a pitcher in Houston's system.

## TRANSACTIONS

- Signed by the Atlanta Braves as a non-drafted free agent on July 2, 2014...Signed by Rolando Petit.
- On Atlanta's injured list (left knee sprain and lower back contusion) from May 28 to June 28, 2018; included a rehabilitation assignment with Gwinnett (AAA).
- Signed by the Atlanta Braves to an eight-year contract extension through the 2026 season, with club options for 2027 and 2028, on April 2, 2019.
- On Atlanta's injured list (left wrist inflammation) from August 12 to August 25, 2020.
- On Atlanta's injured list (torn right ACL) from July 11, 2021 through the end of the season.
- On Atlanta's injured list (recovery from torn right ACL) from April 4 to April 28, 2022; included a rehabilitation assignment with Gwinnett (AAA).







# OZZIE ALBIES

# 1

## INFIELDER

Full Name: **Ozhaino Jurdy Jiandro Albies**

Bats: **Switch**

Throws: **Right**

Height: **5-8**

Weight: **165**

DOB: **January 7, 1997**

Opening Day Age: **27**

Born: **Willemstad, Curacao**

Resides: **Marietta, GA**

MLB Debut: **August 1, 2017**

MLB Service Time: **6.062**

Acquired: **Signed as a non-drafted free agent, July 2, 2013**

Contract Status: **Signed through 2026 (club options for 2026 & 2027)**

## 2023

- **Awards:** National League All-Star, All-MLB Second Team (2B).
- **MLB Ranks:** RBI (T-4th, 109)...NL Ranks: Slugging percentage (9th, .513), extra-base hits (T-9th, 68).
- Made sixth career Opening Day roster.
  - Has started at second in Atlanta's opener in each of the last six seasons (2018-23).
  - Trails Glenn Hubbard, eight (1979, '81-87) for the most Opening Day starts as a second baseman in Braves franchise history.
- Listed No. 66 on MLB Network's "Top 100 Players Right Now" list...Was unranked, entering 2023.
- Led all qualified second basemen in home runs (33), RBI (109) and slugging percentage (.513); ranked second in total bases (306), extra-base hits (68) and OPS (.849); third in runs (96).
- Led MLB qualifiers with a .391 batting average (50-for-128) against left-handed pitching.
  - The last Brave to fare as well against left-handers, with as many plate appearances (133), within a single-season, was Matt Diaz (.412) in 2009.
  - Owns a career slash line of .338/.364/.570 in 838 plate appearances vs. LHP.
  - His .338 average is the highest among active players, while his .577 slugging percentage ranks seventh – minimum 500 plate appearances.
- He was one of three players with multiple games with at least four hits, while homering and stealing a base within the game, along with Arizona's Corbin Carroll and Kansas City's Bobby Witt Jr.
  - The last Brave with multiple such games, within a single-season, was Kenny Lofton, twice, April 16, 1997 at Arizona and April 18, 1997 at COL.

## CAREER HIGHS

Most Runs

**4, 6/30/21, ATL vs. NYM**

Most Hits

**5, 6/30/21, ATL vs. NYM**

Most Doubles

**3, 7/6/19, ATL vs. MIA**

Most Triples

**1, 30x, last: 9/29/23, ATL vs. WSH**

Most Home Runs

**2, 9x, last: 7/4/23, ATL at CLE**

Most RBI

**7, 6/30/21, ATL vs. NYM**

Most Walks

**3, 3x, last: 4/29/22, ATL at TEX**

Most Stolen Bases

**2, 3x, last: 6/22/21, ATL at NYM**

Longest Hitting Streak

**13 games, 9/2-15/17**

- Since 2000, the only primary, National League, second basemen to record more RBI, within a single-season, are Jeff Kent (125) in 2000 and Javier Báez, then of Chicago (NL), with 111 in 2018.
- Drove home the winning run in each of the Braves last three walk-off wins: sac fly – May 24 vs. Los Angeles (NL), three-run home run – June 8 vs. New York (NL) and single – September 27 vs. Chicago (NL)...Had three career walk-off RBI, entering the 2023 season.

- Hit his 20th home run of the season (two-run), July 2 vs. Miami, off RHP Sandy Alcántara.
  - *A* Marked the second time he's hit 20 home runs before the All-Star break, also: 2018 (20).
  - *A* He's one of two second basemen in franchise history with at least 20 home runs prior to the break, the other: Davey Johnson (23) in 1973.
  - *A* Finished with 22 home runs before the break... Over the last 15 seasons, the only second basemen with more home runs before the break were Chase Utley (25) and Dan Uggla (23), both in 2008.
- Named a reserve for National League in the 2023 All-Star Game, July 11 at Seattle's T-Mobile Park; his third career selection.
  - *A* Matched Félix Millan (1969-71) for the most by a second baseman in Braves franchise history.
- Hit safely in a season-best 12 straight games, spanning August 1-August 12.
  - *A* Marked the second-longest hitting streak of his seven-year MLB career, behind a 13-game run, September 2-15, 2017.
- Eclipsed the 100-RBI mark for the second time in his career (2021), September 21 at Washington.
  - *A* Became the seventh primary second baseman in MLB history with multiple such seasons and the second to debut in the 21st century, joining Chase Utley (2006, '08).

## MAJOR LEAGUE NOTES

- **Awards:** NL All-Star (2018, 2021, 2023), Louisville Slugger Silver Slugger (2019, 2021), All-MLB Second Team (2023).
  - *A* Earned his first career All-Star honor in his first full major league season, getting selected as a reserve in 2018...Had 52 extra-base hits prior to the break, hitting 29 doubles, three triples and 20 home runs... That was one off the franchise record at the time for most extra-bases before the All-Star Game (Aaron, 53 in 1959)...Had a franchise-record 22 such hits by the end of April, the second most in history.
  - *A* Became the first second baseman in franchise history to win a Silver Slugger, and has now done it twice...Led all qualified NL players at his position in 2019 in batting average (.295) and slugging percentage (.500).
  - *A* Teammate Ronald Acuña Jr. also won a Silver Slugger award in 2019...Albies played the season at age 22, while Acuña Jr. was 21...They were the only teammates in major-league history age 22 or younger to win Silver Sluggers in the same season.
- In 2021, finished the season with 30 home runs, 106 RBI and 103 runs...He was the only NL player to reach the 30/100/100 threshold in 2021 (7 in AL)...It's the first time in his career he's achieved that stat line... Ronald Acuña Jr. (41/101/127) and Freddie Freeman (38/121/113) were the last Braves to do it (2019).
  - *A* At 5-foot-8, he was the second-shortest player in baseball history with a 30/100/100 season, trailing only 5-foot-6 Hack Wilson, who did it for the Chicago Cubs (1927, '29-'30).
  - *A* He is just the second Atlanta infielder to have at least 30 homers, 100 RBI, 100 runs and 20 stolen bases (Chipper Jones, 1999)...Seven total players have done it in franchise history.
  - *A* On September 22, became the youngest second baseman in MLB history with at least 30 homers and 100 RBI...Also became the first Atlanta middle infielder (min. 75% of games) in franchise history with 100 RBI.
- Named the NL Player of the Week for the period of 6/28-7/4/21...In six games, he had a MLB-most 10 hits (tied) and 13 RBI...On 6/30 vs. NYM, he had just the second five-hit, seven-RBI game in Braves history...Marked his first career weekly award
- In 2021, Albies hit seven triples, a career-most 30 home runs and 40 doubles...He became the 10th player in history with three seasons of at least 40 doubles, 20 homers and five triples.
  - *A* He joined Stan Musial (6), Lou Gehrig (6), Rogers Hornsby (6), Hank Greenberg (5), Chuck Klein (4), Mookie Betts (3), Ted Williams (3) and Al Simmons (3).
  - *A* All eight of the retired players on that list are in the Hall of Fame.
- From his debut in 2017 through 2021, had 613 hits, through just 560 career games...That was the fifth most hits in the NL in that time, trailing Freddie Freeman (684), Trea Turner (643), Charlie Blackmon (642 and Nolan Arenado (615).
  - *A* Led the National League in hits in 2019 with 189, becoming the fifth Atlanta-era player (since 1966) to lead the league in that category, joining Freddie Freeman (2018), Terry Pendleton (1991 and 1992), Ralph Garr (1974) and Felipe Alou (1966 and 1968)...His 189 hits were an Atlanta-era record for a second baseman.

- From 2018 through 2021, had 155 games with multiple hits, sixth most in the NL
  - *A* Had four-or-more hits on six occasions, including four which came in August 2019...Did so in consecutive games, on 8/6 and 8/7 at Minnesota...Is just the eighth Braves player in the live-ball era (since 1920) with back-to-back four-hit games, and the first since Matt Diaz in 2006.
  - *A* Collected another four-hit game on 8/9 at Miami, his third in a four-game span...He is one of just three Braves players over the previous 112 seasons to record three four-hit games in a period of four games.
  - *A* Had his fourth four-hit game of the month on 8/30 vs. Chicago-AL...Finished August with 36 hits, tied for the 10th most in the NL
  - *A* Had 170 career multi-hit games prior to turning 24, fourth most within that cohort...Hank Aaron had a record 200 of these games, while Andruw Jones (183) also had more.
- He had 25 doubles, 15 home runs and five triples in the first half of 2021, the only player in franchise history to reach each of those marks by the All-Star break...Since the first All-Star Game in 1933, he is the 11th major leaguer to reach 25/15/5 by the break.
- In 2021 became the second Braves second baseman with multiple All-Star selections (Felix Millan, 1969 & 1971).
- During the 2021 postseason, had an 11-game playoff hit streak from October 9 (NLDS Game 2) to October 27 (World Series Game 2)...It's tied for the third-longest playoff hit streak in club history (Marquis Grissom, 15 G, 1995-96; Mark Lemke, 13 G, 1996).
  - *A* Within the streak, he hit .304 (14-for-46) with three doubles and nine runs scored... Also stole three bases during the stretch.
  - *A* Also had a hit and a run in eight straight games from NLDS Game 4 through World Series Game 1...That streak is tied for the third-longest in MLB playoff history, and also tied for the longest in team history with Fred McGriff (1995)...Carlos Beltrán (2004) and Babe Ruth (1927-32) hold the nine-game record.
- From September 3-7, 2021, homered in four straight games – his second four-game home run streak of the season...Hank Aaron was the previous Brave to have multiple such streaks in a single season, doing so in 1966.
- Matched his season-best with three RBI on 9/18/20 at New York-NL, giving him 200 for his career...At age 23, became the 25th middle infielder in history to reach the 200-RBI milestone prior to his 24th birthday.
- Had 50 career three-hit games before turning 25...Only three other Braves had more such games prior to their 25th birthday...Hank Aaron had 72 of these games, Freddie Freeman had 57 and Andruw Jones had 52.
- Has the most home runs by a second baseman in Braves history (90)...He passed Dan Uggla on August 12.
- Had his third career game with three or more extra-base hits on 7/26 at New York-NL (2 2B, 1 HR)...In total, has 35 games with multiple extra-base hits in his career...Only Eddie Mathews (47) and Andruw Jones (46) had more in Braves history before turning 24.
- Is one of seven middle infielders in modern baseball history to hit at least 90 home runs before turning 25.
  - *A* He hit two grand slams in 2018 and 2019, all before turning 23...Was one of five players in major-league history to hit four grand slams before his 23rd birthday, joining three Hall-of-Famers – Ken Griffey Jr., Eddie Mathews and Ted Williams – and four-time All-Star Giancarlo Stanton.
  - *A* When he hit his two grand slams in 2018, did so as a 21-year-old...Only seven other players since the end of World War II hit multiple grand slams in a season at 21 or younger (Mickey Mantle and Faye Throneberry in 1952, Eddie Mathews in 1953, Tony Conigliaro in 1965, Ken Griffey Jr. in 1991, Alex Rodríguez in 1996 and Adrián Beltré in 2000).
  - *A* In his first career multi-homer game, on 7/11/18 vs. Toronto, hit one homer from each side of the plate...Became the fifth player since World War II to homer from both sides of the plate in a game before his 22nd birthday...The previous occurrence was by the Mets' José Reyes on 8/28/03 against the Braves.
  - *A* Homered in his first career Opening Day appearance, on 3/29/18 vs. Philadelphia... At 21 years, 82 days, was the third-youngest infielder to homer on Opening



Day in the previous 110 years...The other two are in the Hall of Fame: Robin Yount (19 years, 204 days), who homered as a shortstop for Milwaukee to open 1975 and Orlando Cepeda, who homered at 20 years, 210 days as San Francisco's first baseman to start 1958.

- Was Atlanta's starting second baseman for all 12 of its postseason games in 2020...Hit .277/.327/.447 (13-for-47) with two home runs, four RBI and eight runs scored.
  - His two home runs and eight runs scored were both records for a Braves second baseman in a single postseason.
  - Had 13 hits in 12 games, fourth most by a second baseman in a single postseason in franchise history...Only Mark Lemke (20 in 1996 and 14 in 1991) and Bret Boone (19 in 1999) had more.
  - Recorded at least one hit in nine games.
  - Had a hit in his first three games, after also collecting hits in the final four games of the 2019 NLDS...The seven-game hitting streak was tied for the second longest such streak in Braves postseason history among players his age, 23, or younger...Chipper Jones had an eight-game streak in 1995, also as a 23-year-old.
  - All four of his extra-base hits in the postseason came in consecutive games (2B in Game 3 of the DS, HRs in Games 1-2 of the LCS, 2B in Game 3 of the LCS)...That matches the longest extra-base hit streak in major-league postseason history for any player his age, 23, or younger...The Yankees' Charlie Keller (1 2B, 1 3B, 3 HR) first set the mark in 1939, and the Rays' Evan Longoria later matched it in 2008 (2 2B, 4 HR)...Both players were also 23.
  - His homer in Game 1 capped a four-run inning...3B Austin Riley homered to start the frame...Riley (23 years, 193 days) and Albies (23 years, 279 days) are the first pair of teammates age 23 or younger to hit a home run in the same inning in postseason history.
- Had at least 20 homers and 40 doubles in each of his first two full seasons (40 2B, 24 HR in 2018 and 43 2B and 24 HR in 2019)...Became the 11th player in baseball history to accomplish that...Others on the list include Ted Williams, Chuck Klein, Alex Rodríguez, and Albert Pujols...Washington's Ryan Zimmerman was the last to do so (2006-07).

- Made his major-league debut on 8/1/17 vs. Los Angeles-NL at the age of 20 years, 206 days... Became the youngest player to play for the Braves since RH Julio Teheran in 2011...Teheran also debuted as a 20-year-old.

• First big-league hit was a three-run homer, on 8/3 off the Dodgers' Tony Cingrani...Came in his eighth career at-bat...At 20 years, 208 days, was the youngest Brave to homer since fellow Curacao native Andruw Jones in 1997.

• Hit five triples in 57 games that season... They all came in his first 33 games...The last major-leaguer to produce five triples in their first 33 career games was Kansas City's Butch Davis, who had six through that period in 1983.

• Debuted as MLB.com's second-best second base prospect.

- Has been on the injured list four times in his major-league career, including in each of the previous two seasons.
  - In his first two full MLB seasons, appeared in all but six of Atlanta's 324 games.
- On 4/11/19, signed a seven-year, \$35 million contract extension that keeps him under control through the 2025 season...The deal also contains club options for 2026 and 2027.

## MINOR LEAGUE NOTES

- His most recent minor-league season, **2017**, he was named an International League Mid- and Post-Season All-Star with Triple-A Gwinnett... Played in 97 games with the Stripers before making his major-league debut in August.
  - Also was tabbed by the Braves as Gwinnett's Player of the Year.
  - In the Triple-A All-Star Game, started at second base and led off for the International League...Went 2-for-5 with one double and one run scored.
  - Opened the season...ranked by MLB.com as the sport's No. 9 prospect, including the second-best Braves farmhand.
- In **2016**, at age 19, played in a combined 138 games between Double-A Mississippi and Triple-A Gwinnett...After playing the first month of the season with the M-Braves, he was transferred to the Stripers at the end of April... Played two months at Triple-A before returning to Double-A, where he finished the season... Upon returning to Mississippi, predominately played second base in an effort to play alongside Dansby Swanson.

- *A* Won the Southern League batting title after hitting .321 (106-for-330) in 82 games with Mississippi.
- *A* Began the campaign tabbed by *Baseball America* as having the “Best Infield Arm” in Atlanta’s organization.

- Earned South Atlantic League Mid- and Post-Season All-Star honors with Single-A Rome in **2015**...Also named by the Braves as the club’s Player of the Year...Hit .310 (122-for-394), fourth best in the circuit and best on the team.
  - *A* Played in the Sirius XM All-Star Futures Game at Great American Ballpark in Cincinnati...Was the World Team’s starting shortstop...Went 1-for-2.
  - *A* Entered the season again rated by *Baseball America* as having the system’s “Best Infield Arm.”
- In his first professional season, **2014**, led all Braves minor leaguers in batting average (.364), on-base percentage (.446) and OPS (.890)...Split the campaign between the Gulf Coast Braves and Rookie-Advanced Danville.
  - *A* Recognized by the organization as Danville’s Player of the Year, and tabbed by *Baseball America* as the top prospect in the Appalachian League...Played in 38 games with the D-Braves.

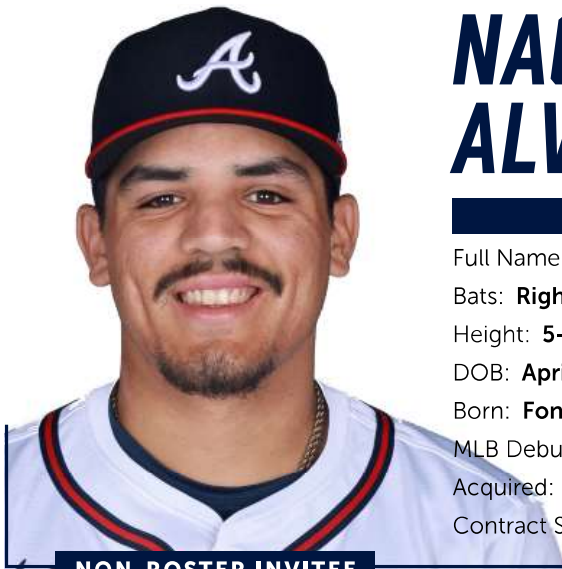
## PERSONAL

- Is fluent in four languages: English, Spanish, Dutch and Papiamentu.

## TRANSACTIONS

- On Atlanta’s injured list (strained left hamstring) from August 15 (retro. August 14) to August 28, 2023.
- On Atlanta’s injured list (right pinky finger fracture) from September 18, 2022 through the end of the season.
- On Atlanta’s 60-day injured list (fractured left foot) from June 14 to September 16, 2022; included an injury rehabilitation assignment with Gwinnett (AAA).
- On Atlanta’s injured list (bone contusion on his right wrist) from August 5 to September 9, 2020.
- Signed by the Atlanta Braves to a seven-year contract extension through the 2025 season, with club options for 2026 and 2027, on April 11, 2019.
- Signed by the Atlanta Braves as a non-drafted free agent on July 2, 2013...Signed by Dargello Lodowica.





# NACHO ALVAREZ JR.

# 92

## INFIELDER

Full Name: **Ignacio Alvarez Jr.**

Bats: **Right**

Throws: **Right**

Height: **5-11**

Weight: **190**

DOB: **April 11, 2003**

Opening Day Age: **20**

Born: **Fontana, CA**

Resides: **Fontana, CA**

MLB Debut: **--**

MLB Service Time: **0.000**

Acquired: **Braves' fifth-round pick in 2022**

Contract Status: **Signed through 2024**

### NON-ROSTER INVITEE

## 2023

- Spent the entire season with High-A Rome.
  - Slashed .284/.395/.391 (119-for-419) in 116 games.
  - Hit seven home runs and 24 doubles, while recording 66 RBI and 62 runs...Went 16-for-21 in stolen base attempts.
- Named an MiLB.com Organization All-Star.
- Led all South Atlantic Leaguers in hits.
  - Ranked third in games played; tied for third in walks (66); fourth in batting average and on-base percentage – among qualifiers; tied for sixth in RBI; seventh in doubles; eighth in at-bats.
  - Recorded 31 multi-hit games including a MiLB career-best, four hits, June 29, vs. Bowling Green.
- Defensively, appeared in a league-high 107 games at shortstop.
  - Among those at the position with at least 450 innings, his .965 fielding percentage ranked second.
  - Appeared in eight games as the club's designated hitter and one at third base.
- Finished the season as Atlanta's No. 7 overall prospect, according to MLB Pipeline.com.

## MINOR LEAGUE NOTES

- In his debut season, 2022, slashed .287/.451/.394 (27-for-94) in 30 games – 15 with the Florida Complex League Rookie affiliate and 14 with Single-A Augusta.
  - He hit one home run, three doubles and two triples, while recording 11 RBI and 25 runs.
  - Went 8-for-9 in stolen base attempts.

- Earned his promotion to Single-A on August 23 – where he transitioned from third base to shortstop, making 10 starts at the position.
- Recorded his first professional hit (single), August 2 at FCL Pirates, off RHP Grant Ford.

## AMATEUR

- Played one season (2022) at Riverside City College.
  - Led the school to a 36-12 (.750) record and its first California Community College Athletic Association championship since 2007.
  - Slashed .370/.492/.582 (68-for-184) in 48 games...He hit five home runs, 16 doubles and four triples, while recording 44 RBI and 57 runs.
  - Recorded 21 multi-hit games and hit safely in 15 of the final 16 games of the season.
  - Hit a single and drew a walk in the championship game against Folsom Lake.

## PERSONAL

- Attended Kaiser High School (Fontana, CA).
  - As a senior in 2021, led the team to a Sunkist League title.
  - Posted a .451 batting average, while pacing the team in home runs (three), doubles (seven), triples (three) and RBI (27).

## TRANSACTIONS

- Selected by the Atlanta Braves in the fifth-round of the 2022 MLB First-Year Player Draft from Riverside City College (Riverside, CA).





# IAN ANDERSON

# 48

## RIGHT-HANDED PITCHER

Full Name: **Ian Theodore Anderson**

Bats: **Right**

Throws: **Right**

Height: **6-3**

Weight: **170**

DOB: **May 2, 1998**

Opening Day Age: **25**

Born: **Rexford, NY**

Resides: **Rexford, NY**

MLB Debut: **August 26, 2020**

MLB Service Time: **2.046**

Acquired: **Braves' first-round pick (3rd overall) in 2016**

Contract Status: **Signed through 2024**

## 2023

- Made just one start with Triple-A Gwinnett before undergoing season-ending Tommy John surgery on April 13.

## MAJOR LEAGUE NOTES

- Made 22 starts in 2022, his second full major league season, and went 10-6 with a 5.00 ERA (62 ER/111.2 IP)...Was optioned to Triple-A Gwinnett on August 7 and spent most of the remainder of the season with the Stripers.
- Made the 50th start of his major league career, July 30, 2022 vs. Arizona.
  - Over his first 50 career games, compiled a 21-13 record with a 3.92 ERA (114 ER/261.2 IP) and 255 strikeouts.
  - Is one of just four pitchers in Atlanta franchise history (since 1966) to win at least 21 of their first 50 games, joining Kevin Milwood and Pat Jarvis, who each won 24, and Julio Teheran, who also won 21.
- In 2022 Anderson recorded his first 10-win season of his major league career.
  - Atlanta scored 131 runs in his 22 starts... Among pitchers with as many turns on the season, Anderson's 5.95 runs of support per game were most in the majors.
  - Anderson's support was easily most in the NL, a full half-run better than next-place Clayton Kershaw, who received 5.45 runs.
- Started on June 2 at Colorado and allowed a career-most 10 hits, while matching his career highs in runs (5) and strikeouts (9)...Earned the win in Atlanta's 13-6 defeat of the Rockies.
- Made 24 starts during his rookie 2021 season and went 9-5 with a 3.58 ERA (51 ER/128.1 IP)

## CAREER HIGHS

Most Innings Pitched

**7.0, 5x, last: 9/22/21, ATL at ARI**

Most Runs

**7, 2x, last: 7/24/22, ATL vs. LAA**

Most Earned Runs

**7, 2x, last: 7/24/22, ATL vs. LAA**

Most Hits Allowed

**10, 6/2/22, ATL at COL**

Most Home Runs Allowed

**3, 9/17/21 at SF**

Most Walks

**5, 2x, last: 4/10/22, ATL vs. CIN**

Most Strikeouts

**9, 5x, last: 7/30/22, ATL vs. ARI**

Longest winning streak

**4 dec., 8/29-9/30/21**

Longest losing streak

**2 dec., 9/19/20-4/15/21**

and 124 strikeouts...He entered the season ranked by MLB.com as Atlanta's top pitching prospect, and as the Braves' No. 2 prospect overall...He was rated as the No. 18 prospect in baseball.

- He lost prospect status in his start, April 21 at NYY, when he eclipsed 50.0 career innings in the majors...He went 3-2 with a 1.95 ERA over six starts in his debut season last year.

- In his start, April 27, 2021, held Chicago to just one hit over 7.0 scoreless innings, walking one and striking out eight.
  - He became the first pitcher in baseball's live-ball era (since 1920) to have three starts of at least 6.0 innings and no more than one hit allowed in his first 11 games.
  - Anderson held the Yankees to just one hit over 6.0 innings in his major league debut, and allowed just one hit over 7.0 shutout innings on September 20 of last season at Washington.
- Carried a no-hitter through 6.0 innings, May 15, 2021 at Milwaukee, before leaving after allowing two hits and one run to open the seventh.
  - Anderson's outing was the longest no-hit bid by a Braves starter since 2018, when Mike Foltynewicz held the Phillies hitless over his first 6.0 innings on September 22 to clinch the NL East title for Atlanta. Beat the Yankees in the Bronx, April 21, and beat the Mets in Flushing, 1-0, in Game 2 of a doubleheader, June 21...Anderson was born in Rexford, NY, and attended Shenendehowa High School in Clifton Park.
  - Anderson became the first native New Yorker to beat the Yankees and Mets in New York in the same season. The last native New Yorker to beat two New York teams on the road in a single season was Philadelphia's Jim Konstanty (Strykersville) and Chicago's Turk Lown (Brooklyn) in 1953...Both pitchers beat the Brooklyn Dodgers and the New York Giants in relief that season.
- Started, June 4, 2021 vs. Los Angeles-NL, and allowed just one hit and fanned six over 4.1 innings, but took his third loss of the season after the Dodgers scored eight times in the fourth inning.
  - Became the second Braves starter in the live-ball era (since 1920) to allow just one hit over at least 4.0 innings but surrender at least four runs.
  - Steve Bedrosian allowed one hit, four walks and four runs over 5.0 innings to beat the Giants, 8-7, on October 6, 1985.
- Made four starts in th 2021 postseason and went 2-0 with a 1.59 ERA (3 ER/17.0 IP) and 16 strikeouts...Atlanta went 4-0 in his starts.
  - Is 4-0 over eight starts in the postseason for his career, compiling a 1.26 ERA (5 ER/35.2 IP)...Atlanta is 7-1 in his starts.
- Started Game 3 of the 2021 NLDS vs. Milwaukee and pitched 5.0 scoreless innings, allowing three hits and fanning six...Atlanta won, 3-0...The start was the fifth of his postseason career.
  - In his first five career postseason starts, pitched 23.2 innings and allowed only two earned runs...The only other pitcher in baseball history with at least 20 innings and two-or-fewer earned runs across his first five postseason starts is Hall-of-Famer Christy Mathewson (New York Giants, 1905-11).
  - Did not allow a run in any of his first three career playoff starts, and four of his first five postseason starts were scoreless... He is the first pitcher in baseball history to have at least four scoreless starts of at least four innings apiece within his first five postseason starts.
- Started Game 3 of the 2021 World Series in Atlanta and pitched 5.0 hitless innings, walking three and striking out four...Atlanta won, 2-0.
  - Became only the second pitcher to throw 5.0 or more hitless innings in a World Series game, joining the Yankees' Don Larsen.
  - Only Derek Lowe (2010 NLDS Game 4) and Bill James (1914 World Series Game 2) have had longer postseason no-hit bids for the Braves...They each carried bids through 5.1 innings...Anderson's no-hitter through five innings matched two of Tom Glavine's postseason no-hit bids (1995 World Series Game 6 and '98 NLDS Game 2).
- Made six starts during his **2020** campaign and went 3-2 with a 1.95 ERA (7 ER/32.1 IP) and 41 strikeouts...He finished seventh in NL Rookie of the Year balloting.
  - He entered the season ranked by MLB.com as Atlanta's top pitching prospect, and as the Braves' No. 3 prospect overall.
  - His 41 strikeouts are the most by a Braves pitcher through their first six appearances in the live-ball era, passing Mike Minor who had 36.
- Since the Braves moved to Atlanta in 1966, just one other starter opened their career with six starts and a lower ERA than Anderson's 1.95 mark...David Hale pitched to a 1.83 ERA over six starts between 2013-14.
- Made his major league debut, August 26 vs. NYY, and allowed just one hit and one run over 6.0 innings to earn the win in Game 1 of a doubleheader.

*A* Carried a no-hit bid through 5.1 innings... Per Elias, Anderson's 5.1 no-hit innings was the longest bid in a debut since Tampa Bay's Brendan McCay on June 29 of last season, and the longest by any Braves pitcher in his debut since the team moved to Atlanta in 1966.

- Debuted against the New York Yankees on August 26 and held them to one run over 6.0 innings to earn the win.

*A* Prior to Anderson, 11 pitchers had made their debuts as a starter against the Yankees since 2011, with the Yankees going 10-1 in those contests and those starters going 1-7 with a 5.09 ERA.

- Beat the Yankees in his debut, August 26, and beat Boston in his next start, September 1...Became just the second pitcher since 1920 to beat the Yankees and Red Sox in his first two starts.

*A* Became just the 18th pitcher in baseball's live-ball era (since 1920) to start against both the Yankees and Red Sox in their first two games, with the Angels' Jason Dickson doing so last in 1996.

*A* Of the 17 starters prior to Anderson to face the Yankees and Red Sox in their first two games since 1920 just one had earned the win in both games.

*A* Cleveland's Luis Tiant beat the Yankees, 3-0 in his debut on July 19, 1964, before beating the Red Sox, 6-1, on July 24.

- Started on September 12 vs. Washington and set career highs in innings (7.0) and strikeouts (9) while holding the Nationals scoreless over 7.0 one-hit innings.

*A* Anderson also allowed one hit over 6.0 innings in his MLB debut...He became just the second pitcher over the last 120 seasons to allow one hit or less in two starts of at least 6.0 innings within his first four career appearances...The only other pitcher to do so was Philadelphia's Marvin Freeman in 1986.

- Made four starts in the 2020 postseason and went 2-0 with a 0.96 ERA (2 ER/18.2 IP) and 24 strikeouts...Pitched Game 2 of the Wild Card Series vs. Cincinnati, Game 2 of the NLDS vs. Miami and Games 2 and 7 of the NLCS vs. Los Angeles.

- Did not allow a run in any of his first three career playoff starts.

*A* He was the first pitcher in franchise history to make three straight playoff starts and not allow a run...Anderson is

one of just two pitchers in baseball history to open their postseason career with three consecutive scoreless starts of at least 4.0 innings, joining Hall-of-Famer Christy Mathewson...Mathewson pitched shutouts in Game 1, Game 3 and Game 5 of the 1905 World Series in his first three playoff starts.

- Started Game 7 of the 2020 NLCS and is the first Braves rookie to ever start a winner-take-all playoff game...Anderson started at 22 years, 169 days old, and is the sixth youngest pitcher in history to start a winner-take-all playoff game.

*A* He is the youngest to do so since Cleveland's Jaret Wright started Game 7 of the 1997 World Series at 21 years, 301 days.

*A* Bret Saberhagen (1985 World Series & ALCS), Fernando Valenzuela (1981 NLCS), Marty Bystrom (1980 NLCS) and Don Gullett (1972 NLCS) are the only other pitchers younger than Anderson to start a winner-take-all playoff game.

- Made his second career postseason start in Game 2 of the 2020 NLDS and held Miami to just three hits and one walk over 5.2 scoreless innings, striking out eight.

*A* Blanked Cincinnati in his playoff debut, and became just the third pitcher in franchise history with back-to-back scoreless starts in the postseason...Steve Avery did so in Games 2 and 6 of the 1991 NLCS at Pittsburgh, and Lew Burdette did so in Games 5 and 7 of the 1957 World Series vs. New York.

*A* Anderson is the first pitcher in franchise history with multiple scoreless postseason starts in which he allowed no more than three hits and struck out at least eight after doing so in each of his first two postseason appearances...He is just the eighth pitcher in history with two such playoff starts, joining Trevor Bauer, Kevin Brown, Roger Clemens, Randy Johnson, Cliff Lee, Pedro Martinez and Justin Verlander...No pitcher has three such starts in the playoffs.

- With his start in the Wild Card Game, became the first pitcher in franchise history to start in the postseason despite making no more than six career regular season appearances.

*A* Anderson was the first pitcher in baseball to make a postseason start with no more than six career regular season games since Cleveland's Ryan Merritt in Game 5 of the 2016 ALCS vs. Toronto.



## MINOR LEAGUE NOTES

- Has pitched four seasons at the minor league level, all in Atlanta's system, and is 17-21 with a 2.91 ERA (122 ER/377.2 IP) over 80 starts.
- Was named a Southern League Mid-Season All-Star, a Baseball America Double-A All-Star and an MiLB.com Organizational All-Star in 2019 after pitching for Double-A Mississippi and Triple-A Gwinnett.
  - Combined to go 8-7 with a 3.38 ERA (51 ER/135.2 IP) between the two stops, including a 2.68 ERA in 21 games with Mississippi.
- Was selected to pitch for the United States in the All-Star Futures Game.
- In 2018 Earned FSL Post-Season All-Star honors, and was named a High Class-A All-Star and Minor League All-Star by Baseball America.
  - Split the season between High-A Florida and Double-A Mississippi, going 4-7 with a 2.49 ERA (33 ER/119.1 IP) between the two stops.
- Made 20 starts in his first full minor league season in 2017 and went 4-5 with a 3.14 ERA (29 ER/83.0 IP) for Single-A Rome.
  - Was named South Atlantic League Pitcher of the Week on May 28 after allowing just one hit and fanning 11 over 6.0 shutout innings in his lone start during the week.

## AMATEUR

- A 2016 preseason High School All-America selection by Baseball America and Rawlings-Perfect Game, he was limited during his senior year at Shenendehowa High School in Clifton Park, NY due to pneumonia.
  - Selected by the Braves with the third overall pick in the 2016 First-Year Player Draft, Atlanta's highest draft selection since 1991, when it took Mike Kelly second overall.
- Went 6-1 with two saves and a 0.66 ERA (5 ER/53.1 IP) over 11 appearances during his junior season...Allowed just 21 hits while striking out 91 in 53.1 innings pitched en route to being tabbed as the 2015 Pitcher of the Year by both *Baseball America* and Louisville Slugger.
- In the fall of 2015, helped Team USA (U18) win its third consecutive Gold Medal at the World Cup Championship in Osaka, Japan.
- Rated as the 12th-best prospect by *Baseball America* in the 2016 draft class and earned the distinction by the publication as having the "Best

Delivery" by a prep pitcher.

- ESPN ranked him as the seventh-best player and the third-best prep pitcher.

## TRANSACTIONS

- Selected by the Atlanta Braves in the first round (3rd overall) of the 2016 First-Year Player Draft... Signed by Greg Morhardt.
- On Atlanta's injured list (right shoulder inflammation) from July 13 to August 29, 2021; included an injury rehabilitation assignment to Gwinnett (AAA)





# ORLANDO ARCIA

# 11

## INFIELDER

Full Name: **Orlando Jesús Arcia**

Bats: **Right**

Throws: **Right**

Height: **6-0**

Weight: **190**

DOB: **August 4, 1994**

Opening Day Age: **29**

Born: **Anaco, Venezuela**

Resides: **Mount Dora, FL**

MLB Debut: **August 2, 2016**

MLB Service Time: **6.114**

Acquired: **Trade with Milwaukee, April 6, 2021**

Contract Status: **Signed through 2025 (club option for 2026)**

## 2023

- 29-year-old Orlando Arcia completed his eighth major league season (third with Atlanta), posting a slash line of .264/.321/.420 (129-for-488) in 139 games.
- He hit 17 home runs and 25 doubles, while recording 65 RBI and 66 runs.
  - Established career-highs in home runs, doubles, RBI, runs, slugging percentage and multi-hit games (36).
- Started 136 of Atlanta's games during the regular season; all at shortstop.
  - Appeared twice as a pinch-hitter (1-for-2, double) and once as a defensive replacement.
  - His 139 games were his most since 2019 with Milwaukee (152).
  - Started at shortstop in each of the club's four postseason games...Reached base safely in three of the four contests.
- Among qualified shortstops, ranked seventh in batting average (.264); eighth in on-base percentage (.321) and slugging percentage (.420); ninth in OPS (.741).
  - Defensively, ranked 10th in FanGraphs' Outs Above Average (4)...His 11 three-hit efforts were bested at the position by Texas' Corey Seager (16), Toronto's Bo Bichette (15), Kansas City's Bobby Witt Jr. (15) and Cleveland/Los Angeles' (NL) Amed Rosario (13).
- Posted a 1.006 OPS against left-handed pitchers; seventh-highest among MLB qualifiers.
- Totaled six go-ahead RBI in the eighth inning-or-later during the regular season...The only players to tally more such RBI were Eugenio Suárez – then of Seattle, Arizona's Corbin Carroll and Miami's Bryan De La Cruz, each with seven.

## CAREER HIGHS

Most Runs

**4, 8/6/16, MIL at ARI**

Most Hits

**4, 4x, last: 6/15/22, ATL at WSH**

Most Doubles

**2, 8x, last: 9/15/23, ATL at MIA**

Most Triples

**1, 7x, last: 8/16/20, MIL at CHC**

Most Home Runs

**2, 6/1/19, MIL at PIT**

Most RBI

**4, 2x, last: 9/18/20, MIL vs. KC**

Most Walks

**2, 20x, last: 9/12/23, ATL at PHI**

Most Stolen Bases

**3, 7/17/17, MIL at PIT**

Longest Hitting Streak

**11 games, 5/18-5/31/17**

- Hit walk-off single in the bottom of the ninth inning in the Braves home opener, April 6 vs. San Diego.
  - Marked his sixth career walk-off RBI and third with Atlanta, also: May 11, 2022 vs. Boston and June 20, 2022 vs. San Francisco.
  - Since the start of the 2022 season, his three walk-off RBI are tied with Ozzie Albies for the club lead.

- Hit a go-ahead home run (solo) in the ninth inning of an eventual Braves win, May 17 at Texas off, LHP Brock Burke.
  - *A* Marked the third go-ahead home run in the ninth inning-or-later of his career and second as a member of the Braves, also: May 11, 2022 vs. Boston.
  - *A* In the following contest, May 19 vs. Seattle – put the Braves ahead, 3-2, with an RBI-single in the seventh inning.
- Hit a game-tying home run (solo) in the ninth inning of an eventual Braves win, June 8 vs. New York (NL) off, RHP David Robertson.
  - *A* In the following contest, June 9 vs. Washington – delivered a go-ahead RBI-single...Marked the second consecutive game that he delivered a game-tying or go-ahead hit in the eighth inning-or-later.
  - *A* Became first Braves player with such heroics in back-to-back games since Matt Olson, June 26, 2022 vs. Los Angeles (NL) and June 28, 2022 at Philadelphia.
- Elected as the starting shortstop for the National League, batted ninth, in the 2023 All-Star Game, July 11 at Seattle's T-Mobile Park; his first career nod.
  - *A* Became the first Brave to start at shortstop since Edgar Renteria in 2006
- Established a career-high with his 16th home run of the season, August 30 at Colorado, off LHP Kyle Freeland.
  - *A* His previous high of 15 was done twice, 2017 and 2017 – both with Milwaukee... The longball marked Atlanta's 250th of the season; most within a single-season in franchise history...The 2019 club tallied 249 home runs.

## MAJOR LEAGUE NOTES

- **Awards:** National League All-Star (2023).
- Produced two of Atlanta's eight walk-off RBI in 2022.
  - *A* His first was home run on May 11 of Boston's Ryan Brasier, sealing a win, 5-3, in the bottom of the ninth inning...Also had a walk-off single on June 20 vs. San Francisco off Camilo Doval.
- In 2020, batted .260 in 59 games with Milwaukee and made 52 starts, all at shortstop.
- Recorded three hits on Opening Day at Chicago-NL in 2020...Were the only hits of the game for the Brewers as Kyle Hendricks threw a three-hit shutout.
  - *A* Arcia became the first player in the Modern Era (since 1900) to produce three hits from the ninth spot in the batting order as his team's only hits of the game.

- From 6/19-8/25/19, had a streak of 50 consecutive games at shortstop without committing an error...Was the second longest streak by a shortstop in Brewers franchise history,

## MINOR LEAGUE NOTES

- Entered 2016 as the top prospect in the Brewers organization and eighth-best prospect in baseball according to *Baseball America*.
- Won a Rawlings Minor League Gold Glove Award in 2015.

## PERSONAL

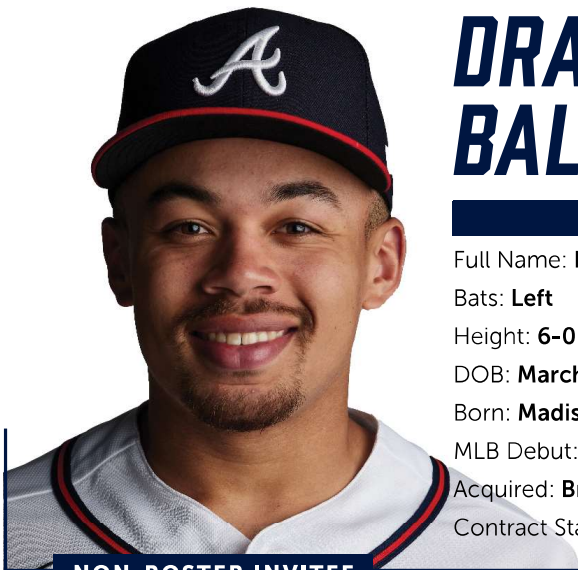
- His older brother, Oswaldo, was an outfielder with Minnesota (2013-16), Tampa Bay (2016), Miami (2016) and San Diego (2016)

## TRANSACTIONS

- Signed a three-year, \$7.3 million contract extension on March 30, 2023...The deal includes a \$2 million club option and a \$1 million buyout for the 2026 season.
- On Atlanta's 10-day Injured List (fractured left wrist) from April 14 to May 7, 2023, missing 21 games...Did not require a rehabilitation stint.
- Placed on the 10-day Injured List on August 10, 2022 with a left hamstring strain.
- Acquired via trade from Milwaukee on April 6, 2021 in exchange for minor league pitchers Chad Sobotka and Patrick Weigel.
- Placed on the 60-day Injured List on June 21, 2012 with a right ankle fracture...Was reinstated on August 30.





**NON-ROSTER INVITEE**

# DRAKE BALDWIN

# 81

## CATCHER

Full Name: **Drake Randall Baldwin**Bats: **Left**Throws: **Right**Height: **6-0**Weight: **220**DOB: **March 28, 2001**Opening Day Age: **23**Born: **Madison, WI**Resides: **Madison, WI**MLB Debut: **--**MLB Service Time: **0.000**Acquired: **Braves' third-round pick in 2022**Contract Status: **Signed through 2024**

## 2023

- Awards:** 2023 MiLB.com Organization All-Star (Atlanta)...2023 South Atlantic League Post-Season All-Star (Atlanta)...South Atlantic League Player of the Week (8/27/2023).
- Slashed .270/.385/.460 (108-for-400) in 109 games – 92 with High-A Rome, 14 with Double-A Mississippi and three with Triple-A Gwinnett.
  - A* He hit 16 home runs, 26 doubles and one triple, while recording 61 RBI and 63 runs.
  - A* Named an MiLB.com Organization All-Star and South Atlantic League Post-Season All-Star.
  - A* Earned his promotion to Double-A on August 29...Promoted to Triple-A on September 22.
- Among Braves farmhands, ranked third in doubles, extra-base hits (43), slugging percentage and OPS (.844); fourth in total bases (184); sixth in walks (67); tied for sixth in home runs (16); eighth in hits (108) and OBP; tied for eighth in RBI and runs; ninth in batting average – among qualifiers.
- Among South Atlantic leaguers, ranked fourth in OPS (.851); tied for fifth in doubles (25); sixth in on-base percentage (.385); tied for seventh in walks (61); eighth in extra-base hits (40) and slugging percentage (.466)
- Hit his first professional home run (two-run), April 18 vs. Hudson Valley, off RHP Chase Hampton.
- Had two multi-homer games – both with High-A Rome: May 16 at Hickory (both two-run) and August 24 vs. Greensboro (both solo).
- Prior to being promoted to Double-A Mississippi, hit .393 (24-for-61), with five home runs and 12 RBI in August...Over that 16-game span, led all High-A qualifiers with a 1.247 OPS.
- Hit safely in his final 15 games with High-A Rome, spanning August 2-24; tied for the second-longest streak of the season among all South Atlantic Leaguers.
  - A* Slashed .421/.522/.807 (24-for-57), with five home runs and seven doubles..
  - A* Overall, his streak ran 18 games, through September 5 – including his first three games with Double-A Mississippi.
- Named the South Eastern League Player of the Week for the period ending August 27.
  - A* Hit .600 (9-for-15) with three home runs and two doubles, while recording five RBI, five runs and an OPS of 1.980 in five games.
- Finished the season as Atlanta's No. 26 overall prospect, according to MLB Pipeline.com.

## MINOR LEAGUE NOTES

- Split the 2022 season between Low-A Augusta and the Florida Complex League, combining to post a .258 batting average (23-for-89) with five doubles and 15 runs across 24 total games.
- Made his debut in the Braves organization with the FCL club on August 2, going 2-for-3 with a double and a run against Pittsburgh's affiliate.
- In 2022 was listed as Atlanta's No. 17 prospect, according to MLB.com.

## TRANSACTIONS

- Selected by the Atlanta Braves in the third-round of the 2022 MLB First-Year Player Draft from Missouri State University (Springfield, MO).



# BEN BOWDEN

# 83

## LEFT-HANDED PITCHER

Full Name: **Benjamin Douglas Bowden**

Bats: **Left**

Throws: **Left**

Height: **6-4**

Weight: **219**

DOB: **October 21, 1994**

Opening Day Age: **29**

Born: **Lynn, MA**

Resides: **Lynn, MA**

MLB Debut: **April 2, 2021**

MLB Service Time: **1.000**

Acquired: **Signed as a minor league free agent on November 25, 2023**

Contract Status: **Signed through 2024**

**NON-ROSTER INVITEE**

## 2023

- Pitched exclusively with Philadelphia's Triple-A Lehigh Valley, going 6-2 with a 4.64 ERA (27.1 ER/52.1 IP).

## MAJOR LEAGUE NOTES

- Began the 2022 season with Triple-A Albuquerque in Colorado's system.
  - Claimed off waivers by Tampa Bay on April 29 and assigned to Triple-A Durham.
  - Traded to San Francisco on July 23 and assigned to Triple-A Sacramento.
  - Averaged 11.86 SO/9.0 IP (76 SO, 57.2 IP) over 50 relief appearances at the Triple-A level between the three clubs.
- In 2021, made his first Opening Day roster with Colorado.
  - Made 39 appearances across four stints with the Rockies.
  - Made his major league debut on April 2 vs. Los Angeles (NL). Posted 12 scoreless appearances with Albuquerque throughout the season
- In 2019, pitched for the U.S. Team in the All-Star Futures Game at Progressive Field.
  - Attended ML spring training with COL as a non-roster invitee...Began season with Hartford (AA), going 20-for-20 in save opportunities | Promoted to Albuquerque on 6/20 for the remainder of the season
- Split the 2018 season between Asheville (A) and Lancaster (A).
  - Combined to go 7-2 with a 3.98 ERA (23 ER, 52.0 IP) in 49 appearances | On the IL, 7/20-28, with a low back injury.
- Missed the entire 2017 season with a left shoulder injury.

## CAREER HIGHS

Most Innings Pitched

**2.0, 2x, last: 8/3/21, COL vs. CHC**

Most Runs

**3, 3x, last: 6/17/21, COL vs. MIL**

Most Earned Runs

**2, 2x, last: 6/17/21, COL vs. MIL**

Most Hits Allowed

**3, 4x, last: 8/3/21, COL vs. CHC**

Most Home Runs Allowed

**1, 6x, last: 9/10/21, COL at PHI**

Most Walks

**3, 6/17/21, COL vs. MIL**

Most Strikeouts

**4, 7/28/21, COL at LAA**

Longest winning streak

**3 decisions, 5/4/21-Pres.**

Longest losing streak

**2 decisions, 4/6-4/10/21**

## AMATEUR

- Attended Vanderbilt University (TN), advancing to the NCAA Tournament three times, including twice to the College World Series.
  - Member of the 2014 national championship runners-up, along with Dansby Swanson, Walker Buehler and Carson Fulmer.



# AARON BUMMER

# 49

## LEFT-HANDED PITCHER

Full Name: **Aaron James Bummer**

Bats: **Left**

Throws: **Left**

Height: **6-3**

Weight: **215**

DOB: **September 21, 1993**

Opening Day Age: **30**

Born: **Valencia, CA**

Resides: **Omaha, NE**

MLB Debut: **July 27, 2017**

MLB Service Time: **5.150**

Acquired: **Trade with Chicago (AL), November 16, 2023**

Contract Status: **Signed through 2024 (club options for 2025 & 2026)**

## 2023

- Across 61 appearances in his age-29 season, pitched 58.1 innings and logged a 6.79 ERA (44 ER)...His FIP (3.58) was more than three points lower than his ERA.
  - Pitched to a 5-5 record, struck out 78 and walked 36 batters...Recorded a 12.0 K/9.0 IP.
  - His ERA increased from 2.36 in 2022 to 6.79, while his opponents average decreased from .288 to .236.
  - Led Chicago relievers with a career-high 78 strikeouts...His average of 12.03 strikeouts per 9.0 IP was the best mark of his career over a 162-game schedule.
- Led the White Sox with 15 holds, upping his career total to 85, the second-highest total in club history behind Matt Thornton (164).
- Left-handers batted .231/.348/.321 (18-78) off him with zero home runs allowed, compared to .238/.354/.361 (35-147) with four homers allowed by right-handers.
- Was acquired by Atlanta from the Chicago White Sox on November 16, 2023 in exchange for INF Braden Shewmake, LHP Jared Shuster, INF Nicky Lopez, RHP Michael Soroka and minor-league RHP Riley Gowens.

## MAJOR LEAGUE NOTES

- Limited opponents to a .567 OPS over three seasons from 2019-22, the fourth-lowest mark among American League relievers behind Emmanuel Clase (.481), Liam Hendriks (.545) and Ryan Pressly (.560).
- His 27 holds in 2019 were third-highest total in White Sox franchise history behind Barry Jones (30 in 1990) and Nate Jones (28 in 2016), and the most by a left-hander.

## CAREER HIGHS

Most Innings Pitched

**2.1, 7/2/23, CWS at OAK**

Most Runs

**6, 7/6/23 (1), CWS vs. TOR**

Most Earned Runs

**5, 7/6/23 (1), CWS vs. TOR**

Most Hits Allowed

**5, 7/6/23 (1), CWS vs. TOR**

Most Home Runs Allowed

**1, 18x, last: 9/6/23, CWS at KC**

Most Walks

**3, 8/30/19, CWS at ATL**

Most Strikeouts

**4, 4x, last: 9/12/23 (2), CWS vs. KC**

Longest winning streak

**3 decisions, 2x, last: 4/30-7/2/23**

Longest losing streak

**4 decisions, 4/1-6/9/21**

- In 2022, was limited to 32 appearances due to a pair of stints on the injured list.
  - Lowered his ERA from 3.51 in 2021 to 2.36 despite an increase in FIP from 2.96 to 3.19.
  - Posted 10 holds and converted two of his six save chances...Averaged 10.13 strikeouts per 9.0 IP (30 SO/26.2 IP) with a 3.00 SO/BB ratio (10 BB).



- Left-handers batted .231/.340/.256 (9-39) with no home runs, while right-handers hit at a .323/.371/.446 (21-65) clip (2 HR).
- Allowed 42.1 percent (8-19) of inherited runners to score as first batters went 11-27 (.407).
- In 2021, ranked highly in multiple categories among American League relievers: Ground Ball Percentage (1st, 77.6); Opp. SLG (2nd, .250); Holds (T4th, 21); Opp. OPS (6th, .560); HR/9.0 IP (8th, 0.48).
  - *A* Established career highs in strikeouts (75), wins (five) and appearances (62).
  - *A* His 11.98 SO/9.0 IP was the highest among relievers to lead the majors in GB percentage since at least 1987 (STATS).
  - *A* Held left-handed hitters to .151/.173/.151 (11-73) with no extra-base hits and 32 strikeouts.
  - *A* Went 3-1 with a 1.52 ERA (4 ER/23.2 IP), 29 strikeouts and a .157 (13-83) opponents average over his last 27 outings.
- In 2020, was limited by a left biceps strain to nine appearances and 9.1 IP.
  - *A* Posted three holds after tying for sixth in the American League with 27 in 2019.
  - *A* Limited opponents to a .152/.263/.152 (5-33) average with no extra-base hits.
  - *A* Averaged 13.5 strikeouts per 9.0 IP (14 SO).
  - *A* Made his second Opening Day roster (also 2018).
  - *A* Tossed 8.2 scoreless IP with 11 strikeouts over his final eight appearances.
- In 2019, ranked highly among AL relievers in multiple categories: IRS Percentage (2nd, 19.4), Holds (T6th, 27), ERA (7th, 2.13), Opp. AVG (T9th, .184).
  - *A* Among left-handed relievers specifically, ranked highly in ERA (3rd), holds (4th), opponents average (5th), games (T9th, 58) and innings pitched (T9th, 67.2).
  - *A* Limited first batters to a .115 (6-52) average, the third-best mark by a White Sox pitcher since 1974 behind David Robertson (.100 in 2015) and Kevin Hickey (.105 in 1981).
  - *A* Posted a 0.49 ERA (1 ER/18.1 IP) and .100 (6-60) opponents average over his first 16 outings with the White Sox.
  - *A* Compiled a 0.68 ERA (1 ER/13.1 IP) over 11 games in May.
  - *A* Tossed 9.0 consecutive scoreless innings over his last seven outings, recording a hold in each of the last five.
- Split the 2018 season between the White Sox (37 games) and Triple-A Charlotte (31)...Averaged 9.95 strikeouts per 9.0 IP (35 K/31.2 IP) with a 3.50 strikeout-to-walk ratio (10 BB) with Chicago.
  - *A* Made his first career Opening Day roster, working 0.1 scoreless IP in the season-opener on 3/29 at Kansas City.

## MINOR LEAGUE NOTES

- Began the 2017 season with Low-A Winston-Salem before earning promotions to Double-A Birmingham, Triple-A Charlotte and the White Sox during the campaign.
  - *A* His contract was selected from Charlotte on July 27...Made his major-league debut that night vs. the Cubs, allowing one run over 1.0 inning.

## AMATEUR

- Attended the University of Nebraska, where he went 11-6 with a 3.06 ERA, one save and 110 strikeouts over 51 career appearances (23 starts).
- Earned Academic All-Big Ten honors in 2013 and 2014.
  - *A* Was on the Nebraska Scholar-Athlete Honor Roll in Fall of 2011 and 2013 and Spring of 2012 and 2013.
- Graduated in 2010 from Sunrise Mountain High School in Peoria, Ariz.

## TRANSACTIONS

- Acquired by the Atlanta Braves from the Chicago White Sox in exchange for INF Braden Shewmake, LHP Jared Shuster, INF Nicky Lopez, RHP Michael Soroka and minor-league RHP Riley Gowens on November 16, 2023.
- On White Sox injured list with a left lat strain (June 9-September 5, 2022); included injury rehab assignment to Triple-A Charlotte (August 30-September 4, 22).
- Was on the 10-day injured list from June 28-July 15, 2019 with a strained right hamstring.
- Began the 2019 season on the injured list with a strained right hip.
- Began the 2016 season on Rookie-Level Great Falls injured list while recovering from left elbow surgery...Was reinstated on July 19.
- Missed the entire 2015 season after undergoing season-ending surgery on April 7 to remove loose bodies in his left forearm.
- Selected by the White Sox in the 19th round of the 2014 First-Year Player Draft.



# TRAVIS D'ARNAUD

# 16

## CATCHER

Full Name: **Travis E. d'Arnaud**

Bats: **Right**

Throws: **Right**

Height: **6-2**

Weight: **210**

DOB: **February 10, 1989**

Opening Day Age: **35**

Born: **Long Beach, CA**

Resides: **Los Alamitos, CA**

MLB Debut: **August 17, 2013**

MLB Service Time: **10.044**

Acquired: **Signed as a free agent, November 24, 2019**

Contract Status: **Signed through 2024 (club option for 2025)**

## 2023

- 35-year-old Travis d'Arnaud completed his 11th major league season (fourth with Atlanta), posting a slash line of .225/.288/.397 (60-for-267) in 74 games...He hit 11 home runs and 13 doubles, while recording 39 RBI and 31 runs.
- Made his 10th career Opening Day roster (fourth with Atlanta)...Has appeared in his club's season opener seven times, making six starts – five at catcher: 2014-16 with New York (NL), 2021-22 with Atlanta; and one at designated hitter: 2023 with Atlanta.
- Started 65 of Atlanta's games during the regular season, making 59 starts at catcher and six as the club's designated hitter.
  - Appeared six times as a pinch-hitter (1-for-5, walk), twice as a defensive replacement and once as a pinch-runner.
  - Started behind the plate in Games 2 and 3 of the NLDS against Philadelphia...Entered NLDS Game 4 in the seventh inning as a pinch-hitter (walk)...Hit a two-run home run in the seventh inning of Game 2 off RHP Zach Wheeler.
- Hit his 100th career home run (two-run), June 16 vs. Colorado off RHP Dinelson Lamet...Per Statcast, the blast traveled 474 feet.
  - It stands as d'Arnaud's longest home run since tracking began in 2015...Including postseason, it's the fifth-longest home run in Truist Park history (opened 2017)...It was also the seventh-longest home run, by any player, during the 2023 season.
- Celebrated 10 years of MLB service time on August 4...He's one of 10 players selected in the 2007 First-Year player draft to exceed 10 years of MLB service time.

## CAREER HIGHS

Most Runs

**4, 6/8/23, ATL vs. NYM**

Most Hits

**4, 3x, last: 6/24/23, ATL at CIN**

Most Doubles

**3, 8/8/23, ATL at PIT**

Most Triples

**1, 6x, last: 8/21/22, ATL vs. HOU**

Most Home Runs

**3, 7/15/19, TB at NYY**

Most RBI

**6, 6/2/22, ATL at COL**

Most Walks

**3, 3x, last: 6/10/23, ATL vs. WSH**

Most Stolen Bases

**1, 2x, last: 7/31/20, ATL vs. NYM**

Longest Hitting Streak

**9 games, 2x, last: 7/26-8/6/19**

## MAJOR LEAGUE NOTES

- Awards:** Louisville Slugger Silver Slugger (2020, C), *Baseball America* All-MLB First Team (2020, C), NL All-Star (2022)
- Among active, primary catchers, ranks sixth in doubles (141); seventh in RBI (390) and total bases (1,157); eighth in runs (334) and extra-base hits (255); ninth in batting average – Min. 1,500

plate appearances (.250), slugging percentage (.425), OPS (.734) and hits (680); 10th in home runs (108), games started behind the plate (670) and innings caught (5,961.2).

- Has appeared in 55 career postseason games (35 with Atlanta); most by any player on the Braves active roster...Next closest: Ozzie Albies (41).
- He's one of five players in MLB history with at least 10 career postseason home runs, as a catcher, along with Jorge Posada (11), Jason Varitek (11), Hall-of-Famer Johnny Bench (10) and Javy López (10 – all with Atlanta).
- Reached base five times (three hits, two walks), June 8 vs. New York (NL)...Matched his career-high, last done: September 18, 2020...Came around to score on four of those occasions, establishing a single game, career-high for runs scored.
- In 2022, Set new career highs in hits (106), doubles (25), home runs (18) and runs (61).
  - *A* On June 2 at Colorado set a new career high with six RBI...Finished the day 3-for-5 with a pair of home runs...Was the only Brave to drive in at least six in 2022, and the first to do so since Dansby Swanson had six RBI on August 14, 2021 at Washington.
  - *A* Became the first Braves catcher with two home runs and six RBI in a game since Javy López did it on June 21, 2003 versus Baltimore.
  - *A* From May 30 through the rest of the regular season, owned the second-best OPS (.840) in MLB by a primary catcher (min. 200 PA)...Only Philadelphia's J.T. Realmuto was better (.875).
- Hampered by a left thumb sprain and was placed on the 60-day injured list on May 2, 2021, subsequently missing 86 games...Was activated on August 11...Also missed time while on the paternity list from August 21-24, as his son, Leo, was born on August 23.
  - *A* In his first six games after returning from the injured list, hit .292 (7-for-24) with four extra-base hits (two home runs), six RBI, four runs scored and five walks...The Braves went 6-0 in those games.
  - *A* Braves catchers combined to bat just .180 this season prior to d'Arnaud's return from the injured list – the worst average in baseball.
- Was the starting backstop for each of Atlanta's games during the 2021 World Series championship push...He hit .236/.312/.364 with two home runs and three RBI.

*A* Had a hit in four-of-six World Series games against Houston, including multi-hit efforts in three of them...Had three extra-base hits in the series.

*A* Homered in back-to-back postseason games in World Series Games 3 and 4...Marked the second time in his career (2020) he'd done it in back-to-back playoff games...Only four other NL catchers have homered in back-to-back postseason games...Before d'Arnaud did it in '20, Atlanta's Javy López was the last National Leaguer to do it (2002).

- During the 2021 postseason, scored a run in four straight games from NLCS Game 6 to World Series Game 3...Only five catchers in baseball history have longer streaks in the playoffs, and only one was in the National League (Piazza, NYM, 2000, 5 G).
- In the shortened 2020 season, batted .321 (53-for-165) in 184 plate appearances...Fell two plate appearances shy of being a "qualified" hitter...The only qualified Braves catcher in the franchise's modern era (since 1900) to post a higher batting average was Ernie Lombardi, who hit .330 in 1942.
  - *A* Hit safely in 33 of his 39 starts.
  - *A* Had a career-best 57.8% hard-hit rate (batted balls with an exit velocity of 95+ mph), topped only by the Padres' Fernando Tatis Jr. (62.2%)...d'Arnaud's 93.4 average exit velocity was also a career high, and ranked sixth in the majors.
  - *A* Homered, on average, once every 18.33 at-bats, far better than the 26.79 ratio he had in his first seven major-league seasons.
  - *A* Reached base safely in his final 16 games, a career-long streak...Only the Dodgers' Justin Turner ended the campaign with a longer on-base stretch...d'Arnaud had a .417 on-base percentage in that span, which dated to 9/9.
- Led all primary catchers (min. 175 plate appearances) in batting average (.321), on-base percentage (.386), slugging percentage (.533), RBI (34) and wRC+ (145)...His nine home runs were third most...He has played in 544 games in his eight-year major-league career, hitting .253/.314/.423 (468-for-1,853) with 89 doubles, 72 home runs, 265 RBI and 221 runs scored.
  - *A* Has played for four teams – New York-NL, Los Angeles-NL, Tampa Bay and Atlanta...Spent parts of seven of his first eight seasons with the Mets.



- A* Has been traded three times in his career, twice for Cy Young Award winners...Was first traded in 2009 from Philadelphia, his original organization, to Toronto in a four-player deal featuring Hall-of-Famer Roy Halladay...Was then traded in 2012 from Toronto to New York (NL) in a seven-player deal featuring R.A. Dickey.
- Was Atlanta's starting catcher for all 12 of its postseason games in 2020...Hit .286/.380/.476 (12-for-42) with two home runs, 10 RBI and four runs scored.
  - A* His 10 RBI were the most by a Braves catcher in a single postseason...Only Marcell Ozuna (11) had more on the team.
  - A* His seven walks were tied for second on the team with Ronald Acuña Jr. (Freeman, 8), while his 12 hits and two home runs were both one off the team lead.
  - A* Seven of his RBI came in the Division Series vs. Miami, the most in history by a catcher in a single Division Series...It also matched the most RBI by any Braves player in a single Division Series...OF Brian Jordan also had seven in the 1999 NLDS against Houston.
- Went 6-for-10 (.600) in the three-game series with three walks and a 2.092 OPS.
  - A* Went 3-for-3 with a double, home run, two walks and four RBI in Game 1...Is the only catcher in baseball history to reach base five times and drive in four in a postseason game.
  - A* His home run in that game was a go-ahead, three-run shot in the seventh inning, breaking a 4-4 tie...It was the first such homer by a Braves player in the seventh inning or later of a playoff game since Eric Hinske in Game 3 of the 2010 Division Series vs. San Francisco...Hinske hit a go-ahead, two-run homer in the eighth inning of an eventual 11-inning win.
  - A* Homered in Game 2 of the series...Is one of just 15 catchers in history to homer in consecutive postseason games, and the third to do so for Atlanta, joining Javy López (2002) and Eddie Pérez (1999).
- Prior to joining the Braves, split the 2019 season between New York (NL), Los Angeles (NL) and Tampa Bay...Matched his single-season career high hitting 16 home runs, while driving in 69 runs and scoring 52 runs, totals that were each single-season career bests at the time.
  - A* Began the season on the Mets' injured list recovering from "Tommy John" surgery...Reinstated in early April and was DFA'd three weeks later.
- A* Signed a major league contract with the Dodgers in early May...Got one at-bat with Los Angeles before being traded to Tampa Bay.
  - A* With Tampa Bay, hit all 16 of his home runs for the season, setting a new franchise record for catchers...John Flaherty (14 in 1999) and Wilson Ramos (14 in 2018) previously held the mark...Also drove in 67 runs with the Rays, the most among major league catchers from the time of his Tampa debut through the end of the season...Eight of his homers and 25 of his RBI came in July, Rays' franchise records for a catcher in a calendar month.
- Hit three home runs on 7/15/19 at Yankee Stadium, the last of which was a go-ahead, three-run homer with two outs in ninth inning off LH Aroldis Chapman...Also hit solo home runs in the first and third innings.
- Became the first player in Rays franchise history to hit three home runs in a road game...Evan Longoria (twice; 9/18/08 and 10/3/12), Jonny Gomes (7/30/05) and B.J. Upton (9/9/12) had previously done so at home.
  - A* Batting from the No. 1 spot in the lineup, became the first catcher in major league history to homer three times in a game out of the leadoff spot.
  - A* His three home runs drove in all five of Tampa Bay's runs, marking the first time in franchise history a player recorded five or more RBI to account for all the team's offense in a winning effort.
  - A* Tied a single-game franchise record by totaling 12 bases, and tied his personal single-game career best by driving in five runs.
- Has also played first base (21 games), third base (1) and second base (1) in his career...All of his career starts at first base came in 2019 with Tampa Bay.
- Led National League rookies with 13 home runs in 2014...Finished seventh in NL Rookie of the Year balloting, and was named to the Topps' Rookie Team...Became the third Mets player to lead NL rookies in home runs, joining Darryl Strawberry (26 in 1983) and Ron Swoboda (19 in 1965).
  - A* In the following season, 2015, hit 12 home runs...Was the first Mets catcher with consecutive double-digit homer seasons since Mike Piazza in 2002-03.

## MINOR LEAGUE NOTES

- Selected to the SiriusXM All-Star Futures Game in **2012**...Did not play due to injury.
- Named the Eastern League's Most Valuable Player in **2011**...Was also named an Eastern League Mid- and Post-Season All-Star that year.
  - Managed that season by current Braves catching coach Sal Fasano.
- Selected to the Florida State League Mid- and Post-Season All-Star teams in **2010**.

## AMATEUR

- Was a three-time All-American at Lakewood (CA) High School from 2005-07.
- Played for Team USA in the IBAF Baseball World Cup in Panama in 2011.
- Ranked 68th nationally in the final 2007 Perfect Game class rankings.

## PERSONAL

- Is the younger brother of Chase, who played seven seasons in the major leagues between Pittsburgh (2011-12, 2014), Philadelphia (2015), Atlanta (2016-17), Boston (2017), San Diego (2017) and San Francisco (2018).
- He and his wife, Brittany, have two children: a daughter, Charlie Belle, and a son, Leo.



## TRANSACTIONS

- Selected by the Philadelphia Phillies in the first round (37th overall, supplemental) of the 2007 First-Year Player Draft.
- Acquired by the Toronto Blue Jays along with RHP Kyle Drabek and OF Michael Taylor from the Philadelphia Phillies in exchange for RHP Roy Halladay and cash on December 16, 2009.
- Acquired by the New York Mets along with C John Buck, RHP Noah Syndergaard and OF Wuilmer Becerra from the Toronto Blue Jays in exchange for RHP R.A. Dickey, C Josh Thole, C Mike Nickeas on December 17, 2012.
- On New York-NL's disabled listed (metacarpal fracture of the right pinky finger) from April 21 to June 10, 2015; included rehabilitation assignments with St. Lucie (A+) and Las Vegas (AAA).
- On New York-NL's disabled list (strained left elbow) from June 21 to July 30, 2015; included rehabilitation assignments with St. Lucie (A+) and Binghamton (AA).
- On New York-NL's disabled list (right rotator cuff strain) from April 26 to June 21, 2016; included rehabilitation assignments with St. Lucie (A+) and Las Vegas (AAA).
- On New York-NL's disabled list (bruised right wrist) from May 3 to May 24, 2017; included rehabilitation assignments with St. Lucie (A+) and Las Vegas (AAA).
- On New York-NL's disabled list (partial tear of the ulnar collateral ligament in the right elbow) from April 9 to the end of the 2018 season...Transferred to the 60-Day IL on April 13.
- Signed by the Los Angeles Dodgers to a major league contract on May 5, 2019.
- Acquired by the Tampa Bay Rays from the Los Angeles Dodgers in exchange for cash on May 10, 2019.
- Signed by the Atlanta Braves to a two-year contract on November 24, 2019.
- On Atlanta's COVID-related injured list from July 24 to July 29, 2020.
- On Atlanta's 60-day Injured List with a thumb sprain May 2 to August 11, 2021, missing 86 games.
- On paternity list from August 21-24, 2021, as his son, Leo, was born on August 23.
- On Atlanta's 7-day Injured List (concussion) from April 9 to May 8, 2023, missing 25 games... Included a three-game rehabilitation stint with Triple-A Gwinnett.
- Signed a one-year, \$8 million contract on July 18, 2023, for the 2024 season...The deal includes an \$8 million club option for 2025 with no buyout.



# DYLAN DODD

# 46

## LEFT-HANDED PITCHER

Full Name: **Dylan Martin Dodd**

Bats: **Left**

Throws: **Left**

Height: **6-1**

Weight: **215**

DOB: **June 6, 1998**

Opening Day Age: **25**

Born: **Elk Grove, IL**

Resides: **Fort Myers Beach, FL**

MLB Debut: **April 4, 2023**

MLB Service Time: **0.035**

Acquired: **Braves' third-round pick in 2021**

Contract Status: **Signed through 2024**

## 2023

- Went 2-2 with a 7.60 ERA (29 ER/34.1 IP) in seven starts in his debut season with Atlanta.
- In his major league debut Dodd held the Cardinals to one run and six hits over 5.0 innings pitched while earning his first career win.
  - A* Dodd was the 10th Braves pitcher since 1900 to debut with a start against the Cardinals, but the first to do so in nearly 30 years...Brad Woodall was the last to start against St. Louis in his first career outing, doing so on July 22, 1994 in the second game of a doubleheader.
  - A* Joined Tom Tuckey as the only other Braves pitcher in franchise history to beat the Cardinals in their debuts.
  - A* Tuckey pitched a seven-hit shutout for the Boston Doves on August 11, 1908 against St. Louis.
- Earned his third win of the season in Miami on May 4 after pitching 6.0 innings, allowing eight hits, three runs, three walks and a home run in Atlanta's 6-3 victory.
  - A* Became the 10th pitcher in Atlanta franchise history to earn two wins in their first three career starts and first since Ian Anderson in 2020.
- Made 16 appearances (14 starts) with Triple-A Gwinnett, finishing 4-6 with a 5.91 ERA.
- Following the season, pitched for Salt River of the Arizona Fall League and went 0-1 with a 6.16 ERA (13 ER/19.0 IP) in four games, all starts.

## CAREER HIGHS

Most Innings Pitched

**6.0, 2x, last: 10/1/23, ATL vs. WSH**

Most Runs

**7, 4/9/23, ATL vs. SD**

Most Earned Runs

**7, 4/9/23, ATL vs. SD**

Most Hits Allowed

**10, 4/9/23, ATL vs. SD**

Most Home Runs Allowed

**3, 6/14/23 (2), ATL at DET**

Most Walks

**3, 3x, last: 9/9/23, ATL vs. PIT**

Most Strikeouts

**3, 3x, last: 5/25/23, ATL vs. PHI**

Longest winning streak

**None**

Longest losing streak

**None**

## MINOR LEAGUE NOTES

- Is 16-17 with a 4.46 ERA (116 ER/234.0 IP) over 47 career appearances in the minors, including 45 starts.
- In his second professional season in 2022 went 12-9 with a combined 3.36 ERA in 26 starts between three levels of the Braves farm system.



- Went 9-5 with a 3.44 ERA (34 ER/89.0) in 16 starts with High-A Rome in 2022...Was named the South Atlantic Pitcher of the Week (5/20) after tossing a combined 13.0 scoreless innings with nine strikeouts between two starts.
  - Pitched to a 3.11 ERA (16 ER/ 46.1 IP) with 55 strikeouts in nine starts with Double-A Mississippi.
  - Made one start with Triple-A Gwinnett on 9/25...Allowed three runs in 6.2 innings pitched in his G-Strippers debut.
- Went 0-2 with a 9.00 ERA in four starts between Single-A Augusta and High-A Rome in 2021, his first professional season.

## AMATEUR

- Was named the Ohio Valley Conference Pitcher of the Year in 2021 after leading the conference with eight wins, 102 strikeouts, 84.0 innings pitched and a 2.36 ERA during his senior season with Southeast Missouri State University.

## TRANSACTIONS

- Selected by the Atlanta Braves in the third round (96th overall) of the 2021 First-Year Player Draft.





**NON-ROSTER INVITEE**

# TOMMY DOYLE

**84**

## RIGHT-HANDED PITCHER

Full Name: **Thomas Nelson Doyle**

Bats: **Right**

Throws: **Right**

Height: **6-6**

Weight: **244**

DOB: **May 1, 1996**

Opening Day Age: **27**

Born: **Vienna, VA**

Resides: **Vienna, VA**

MLB Debut: **September 23, 2020** MLB Service Time: **0.057**

Acquired: **Signed as a free agent, November 25, 2023**

Contract Status: **Signed through 2024**

## 2023

- Pitched 15 games at the major league level for Colorado after he was selected to the roster on July 14.
  - Pitched to an 0-1 record and a 6.85 ERA (18 ER/23.2 IP) in the majors, striking out 18 and walking 13.
- Appeared in 33 games with Triple-A Albuquerque, going 4-4 with a 3.41 ERA (14 ER/37.0 IP)

## MAJOR LEAGUE NOTES

- In 18 big-league games, has pitched to an 0-1 record and an 8.31 ERA (24 ER/26.0 IP).
  - Pitched 15 MLB games in 2023 and three in 2020.
- Made his MLB debut on September 23, 2020 at San Francisco...Allowed two earned runs on four hits in 1.0 inning.
  - Struck out Austin Slater for his first career punchout.

## MINOR LEAGUE NOTES

- Across five minor-league seasons, owns a 16-17 career record alongside a 3.56 ERA (64 ER/161.2 IP)...Has whiffed hitters at a rate of 10.1 per 9.0 innings.
- Spent the entire 2019 season in High-A Lancaster and was a Post-Season All-Star after going 2-3 with a league-leading 19 saves and a 3.25 ERA (13 ER/36.0 IP).
- In 2018, led the South Atlantic League with 52 relief appearances and 18 saves.
  - Posted a 0.92 ERA (29.1 IP, 3 ER) across 27 appearances in the second half.
- Made his professional debut with Rookie Level Grand Junction in 2017.

## CAREER HIGHS

Most Innings Pitched

**2.2, 8/1/23, COL vs. SD**

Most Runs

**6, 9/30/23, COL vs. MIN**

Most Earned Runs

**6, 9/30/23, COL vs. MIN**

Most Hits Allowed

**4, 4x, last: 9/30/23, COL vs. MIN**

Most Home Runs Allowed

**3, 9/30/23, COL vs. MIN**

Most Walks

**3, 2x, last: 8/5/23, COL at STL**

Most Strikeouts

**3, 2x, last: 9/30/23, COL vs. MIN**

Longest winning streak


**None**

Longest losing streak

**None**

## AMATEUR

- Graduated from Flint Hill School in Oakton, Va.
- Attended the University of Virginia.
  - Was a Third-Team All-ACC honoree in 2017.
  - Became Virginia's closer in 2017 and converted 14 saves, tied for second in the ACC and the fifth-most for a single season in UVA history.



# ADAM DUVALL

# 14

## OUTFIELDER

Full Name: Adam Lynn Duvall

Bats: **Right**

Throws: **Right**

Height: **6-1**

Weight: **233**

DOB: **September 4, 1988**

Opening Day Age: **35**

Born: **Louisville, KY**

Resides: **Shepherdsville, KY**

MLB Debut: **June 26, 2014**

MLB Service Time: **7.151**

Acquired: **Signed as a free agent, March 14, 2024**

Contract Status: **Signed through 2024**

## 2023

- **Awards:** 2x American League Player of the Week (April 2 and August 27).
- 35-year-old Adam Duvall completed his 10th major league season (first with Boston), posting a slash line of .247/.303/.531 (79-for-320) in 92 games...He hit 21 home runs, 24 doubles and two triples, while recording 58 RBI and 45 runs.
- Made his seventh career Opening Day roster (first with Boston)...Has started in the outfield in his club's season opener in each of the last three seasons: 2021 in right field with Miami, 2022 in center field with Atlanta and 2023 in center field with Boston...Started in left field twice with Cincinnati (2016-17)...Entered the game as a pinch-hitter in 2018 with Cincinnati and 2020 with Atlanta.
- Started 82 of Boston's games during the regular season, making 56 starts in center field, 20 in right field, three in left field and three as the club's designated hitter...Came off the bench in 10 contests, appearing eight times as a pinch-hitter (1-for-7, double, walk), once as a pinch-runner and once as a defensive replacement.
- Named the American League Player of the Week, twice – first for the period ending April 2 and again for the period ending August 27...Marked the first two Player of the Week honors of his career...During the period ending April 2, he became the first player in Red Sox franchise history to record six extra-base hits in his first three games with the club, tallying eight RBI over that span...During the period ending August 27, he led American League hitters in batting average (.483), hits (14), home runs (5), doubles (5), extra-base hits (10), RBI (12), slugging percentage (1.172), OPS (1.688) and total bases (34).
- On Boston's 10-day Injured List (left distal radius

## CAREER HIGHS

Most Runs

**5, 9/9/20, ATL vs. MIA**

Most Hits

**4, 5x, last: 4/1/23, BOS vs. BAL**

Most Doubles

**3, 4/30/17, CIN at STL**

Most Triples

**1, 15x, last: 9/30/23, BOS at BAL**

Most Home Runs

**3, 2x, last: 9/9/20, ATL vs. MIA**

Most RBI

**9, 9/9/20, ATL vs. MIA**

Most Walks

**3, 4x, last: 8/11/23, BOS vs. DET**

Most Stolen Bases

**1, 22x, last: 7/23/23, BOS vs. NYM**

Longest Hitting Streak

**16 games, 9/1-9/20/21**

fracture) from April 10 until being transferred to the 60-day Injured List on May 6, where he remained until June 9...Missed a total of 54 games...Included a seven-game rehabilitation stint with Triple-A Worcester.

## MAJOR LEAGUE NOTES

- In 2022, completed his ninth major league season (fifth with Atlanta), posting a slash line of



.213/.276/.401 (61-for-287) in 86 games...He hit 12 home runs, 16 doubles and one triple, while recording 36 RBI and 39 runs.

- Started 80 of Atlanta's games during the regular season, making 43 starts in center field, 26 in left field and 11 in right field...Came off the bench in six contests, appearing four times as a defensive replacement and twice as a pinch-hitter (0-for-1, walk).
- On Atlanta's paternity list from July 8-11, 2022... Missed four games.
- On Atlanta's 10-day Injured List (left wrist sprain) from June 24, 2022, until being transferred to the 60-day Injured list on August 10, 2022, where he remained through season's end – missing the club's final 90 games.
- In 2021, he won the Rawlings Gold Glove Award (OF), while pacing the National League in RBI (113) and ranking second in home runs (38)...He hit .228 (117-for-513) with 38 home runs, 113 RBI and 67 runs scored...Duvall played 91 games with the Miami Marlins and 55 games with the Atlanta Braves.
- Established career-highs in home runs and RBI, besting his 33 home runs and 103 RBI he had in 2016 with Cincinnati.
- Thirty-eight homers ranked second in the National League this season behind San Diego's Fernando Tatis Jr. (42), and Duvall was tied for 10th in all of baseball...He led the NL with 113 RBI – a total that was tied for fourth in Major League Baseball.
- Achieved his career best, 16-game hitting streak from September 1-20...It was the longest active streak in baseball at the time.
- Had an extra-base hit in seven consecutive games from September 2-9...It tied for the third-longest streak in baseball this year behind Joey Votto (CIN, 8 games) and J.D. Martinez (BOS, 8 games).
- Acquired by Atlanta, July 30, from Miami in exchange for catcher Alex Jackson...Played parts of the last three seasons with the Braves... Was originally acquired by Atlanta at the trade deadline in 2018, and hit .231/.290/.488 over 131 games in his first stint with the Braves.
- Started all 16 of Atlanta's postseason games, including all six World Series games.
  - He homered three times in the playoffs and drove in 10 runs while scoring three and walking three times as well.
  - He hit the 21st grand slam in World Series history in Game 6, and the first since Alex Bregman (G4) in 2019. It was the second in Braves World Series history, previously accomplished by Lonnie Smith in Game 5 of the 1992 World Series. It was just the third to occur in the first inning, previously done by Bobby Richardson in 1960 (G3) and Elmer Smith in 1920 (G5).
- In 2020, played in 57 games for Atlanta, hitting .237 with 16 home runs, eight doubles and 33 RBI... Tied for third in the National League in home runs (16) and 15th in slugging percentage (.532)
  - Hit three home runs in a game on two occasions...Went 3-for-4 with three homers and five RBIs on September 2 at Boston...A week later went 3-for-4 with three home runs and a career-high nine RBIs on September 9 against the Marlins.
  - Became the first Braves player since Tony Cloninger on July 3, 1966 to knock in nine runs in a game.
  - Became the first player since Vladimir Guerrero in 2004 to have nine RBIs in a game with only four at-bats.
  - Became the first player in Major League history to hit a two-run home run, three-run home run and a grand slam in a game in that order.
- In 2019, split his season between Atlanta and Triple-A Gwinnett...Hit .267/.315/.567 (32-for-120) with 10 home runs, 19 RBI and 17 runs scored in 41 games at the major league level...Batted .266/.364/.602 (98-for-369) with 32 home runs, 93 RBI and 74 runs scored in 101 games with the Stripers.
- Began the 2019 season in Triple-A, getting optioned on 3/24/19...Was recalled to Atlanta on three separate occasions, including first on 7/27.
  - Had hits in each of his first six games with the Braves, going 12-for-25 (.480) with five home runs and seven RBI...Had his fifth career two-homer game on 7/30 at Washington, and proceeded to homer in each of his next two contests...The three-game home run streak matched a career best (also: 5/3-5/16 and 6/2-4/16).
  - Was also recalled on 8/17 and spent a week in the majors, going 2-for-15 (.133) with one double and one home run before getting optioned on 8/25.
- Was recalled for a third time to Atlanta on 9/6/19 and spent the remainder of the season with the Braves...Hit .324/.375/.730 (12-for-37) with four homers and eight RBI in 15 games in September.
  - Hit safely in each of his final seven games

of the regular season, going 8-for-25 (.320)...Marked a season-long hitting streak that was just one game shy of matching his single-season career-long streak (8 games, 6/2-10/16).

- Registered 44 plate appearances against left-handed pitching and slashed .333/.386/.744 (13-for-39)...Nine of his final 11 starts of the season were versus southpaws...Made a total of 26 starts.
- Conversely, hit .235/.279/.481 (19-for-81) against right-handed pitching.

- In 2018, split the season between Cincinnati and Atlanta, joining the Braves after a 7/30 trade from Cincinnati for RHPs Matt Wisler and Lucas Sims and OF Preston Tucker...Marked the second time in his career he was traded on 7/30; went to Cincinnati from San Francisco in 2015 for Mike Leake.
  - Hit .205 (68-for-331) with 15 home runs and 61 RBI in 105 games for the Reds... Hit .132 (7-for-53) with one extra-base hit (a double) and no RBI in 33 games for the Braves.
  - While with Cincinnati, homered once every 18.3 at-bats...Finished the season on a 68 at-bat homerless streak.
  - Named a left field finalist for the Rawlings Gold Glove Award...Finished with 17 defensive runs saved, the most by a left fielder in the N.L.
  - Started 82 of his 105 games with Cincinnati...Made nine starts with Atlanta.
  - Made his Braves debut on 8/2 at NYM... Went 0-for-3 with a walk.
- Collected his first hit in a Braves uniform on 8/4/18 at NYM, singling as a pinch hitter.
  - Went 6-for-31 (.194) with one extra-base hit as a pinch hitter, including 3-for-17 (.176) in that role with Atlanta.
  - Hit .381 (8-for-21) with two home runs with the bases loaded...Was one of nine National League players to hit multiple grand slams...Boston's Xander Bogaerts was the only major leaguer to hit three.
  - The grand slams marked the second and third of his career...His first slam of the season came on 5/30 at ARI (off Patrick Corbin) and his next home run was also a grand slam: 6/13 at KC (off Jason Adam).
- In 2017, established career highs in games, hits, batting average, doubles and total bases.
  - Ranked among the National League

leaders in extra-base hits (5th), doubles (T7th), HR (T10th) and RBI (12th).

- Joined Adam Dunn as the only left fielders in Reds history to produce in a season at least 35 doubles and 31 HR...Dunn had 35 doubles and 40 homers in 2005.
- For the second consecutive season was a finalist for the Rawlings Gold Glove Award for left fielders.
- Led all major league outfielders with 15 assists, most by a Reds outfielder since Pete Rose had 15 assists in 1973.
- Prior to the All-Star break hit .278 with 27 doubles, 20 HR and 61 RBI...During the second half hit .212 with 10 doubles, 11 HR and 38 RBI.
- Made his first 132 starts of the season batting cleanup, then in his last 17 starts beginning 9/10/17 hit fourth once, fifth four times, sixth four times and seventh eight times.
- In May led the major leagues with 28 RBI, the most by a Reds batter in any calendar month since Jay Bruce's 33 RBI in May 2011.
- On 4/18/17 vs BAL, snapped an 0-for-13 skid with his first career grand slam (off Kevin Gausman).
- In the 5-4 win on 4/30/17 at STL, tied his career high with four hits and became the first Reds batter with three doubles in a game since Ryan Ludwick on 6/15/14 vs MIL.
- With one out and the bases loaded in the 11th inning on 7/19 vs ARI, produced his first career walk-off hit, an RBI-single off T.J. McFarland.
- In 2016, was selected to his first All-Star team by National League players, managers and coaches.
  - Was a finalist for the Rawlings Gold Glove Award for left fielders.
  - Ranked among the National League leaders in homers (T6th), RBI (5th) and extra-base hits (70).
  - Homered an average of once every 16.7 at bats, sixth-best in the N.L..
  - Led the club in triples, homers, RBI and extra-base hits.
  - Became the ninth player in Reds history with at least 31 doubles, 33 homers and 103 RBI, and the first since Joey Votto went 36-37-113 in his 2010 MVP season.
  - Became the 13th player in Reds history with at least 30 doubles, 30 homers and 100 RBI in a season, and the first since Jay Bruce went 43-30-109 in 2013.

- A* Led all major league left fielders in triples (tied w/ Brett Gardner), home runs (tied w/ Justin Upton), RBI and extra-base hits.
- A* Was one of only seven players in the majors with at least 31 doubles, 33 homers and 103 RBI (Nolan Arenado, Miguel Cabrera, Robinson Cano, Edwin Encarnacion, Matt Kemp, David Ortiz).
- A* Became only the seventh player in modern Reds history whose primary position was left field to produce at least 30 home runs in a season (Adam Dunn 2004-2008, Greg Vaughn 1999, Kevin Mitchell 1994, George Foster 1977-1979, Frank Robinson 1956, Hank Sauer 1948).
- A* Became only the second Reds batter to produce at least 20 doubles, 23 HR and 61 RBI prior to the All-Star Game (since 1933), joining Johnny Bench in 1970 (23 2B, 28 HR, 79 RBI).

## MINOR LEAGUE NOTES

- In 2015, among all minor league batters ranked tied for fifth with 30 home runs (Sacramento 26, Louisville 4) and tied 23rd with 87 RBI (Sacramento 80, Louisville 7).
  - A* Began the season at Sacramento...When acquired from the Giants on 7/30, led the Pacific Coast League in home runs (25) and total bases (218) while ranking among the league leaders in RBI (2nd) and extra-base hits (53, 2nd).
  - A* Was PCL Player of the Week in April, a mid-season PCL All-Star and Minor League Baseball's PCL Player of the Month for July (10 HR, 31 RBI, 18 extra-base hits, .704 slugging percentage, 1.082 OPS).
  - A* After the trade, made 25 appearances for Louisville before he was promoted to Cincinnati on 8/31.
- In 2014, while with Fresno was a Pacific Coast League, Milb.com Organizational and *Baseball America* Triple-A All-Star.
  - A* In just 98 games produced 27 homers and 90 RBI while hitting .298...Ranked second in the PCL in slugging and third in RBI.
  - A* Made his major league debut by appearing in 28 games during four stints with the Giants.
  - A* In his first career appearance, on 6/26 vs CIN, homered off Mike Leake for his first career hit.
  - A* Was on the Giants' Wild Card roster but

did not appear in the playoff game against the Pirates.

- Spent the 2013 season at Double-A Richmond... Missed 23 games with a sprained left thumb in April and May.
  - A* Was named Eastern League Player of the Week for 4/4-4/14 (.378, two homers, 10 RBI).
  - A* Following the season played for Margarita in the Venezuelan Winter League.
  - A* Was added to the Giants' 40-man roster, 11/20.
- In an All-Star 2012 season at Single-A San Jose, led the California League with 30 homers to establish a single-season club record.
  - A* Led all Single-A batters in home runs and became the fifth player in club history to produce at least 100 RBI.

## AMATEUR

- Attended Butler (KY) High School, and played at Western Kentucky University, Chipola Junior College in Florida and the University of Louisville
- While a junior at Butler High suffered a cracked lower vertebrae while making a diving catch... Finished that season, but then had surgery and missed his senior year.

## PERSONAL

- He and his wife, Michelle, have one son, Stone.

## TRANSACTIONS

- Selected by the San Francisco Giants in the 11th round of the 2010 First-Year Player Draft...Signed by Kevin Christman.
- Acquired by the Cincinnati Reds along with RHP Keury Mella from the San Francisco Giants in exchange for RHP Mike Leake on July 30, 2015.
- Acquired by the Atlanta Braves from the Cincinnati Reds in exchange for RHP Lucas Sims, RHP Matt Wisler and OF Preston Tucker on July 30, 2018.
- Signed as a free agent with the Miami Marlins on February 17, 2021.
- Acquired by the Atlanta Braves from the Miami Marlins in exchange for catcher Alex Jackson.
- Signed a one-year, \$7 million contract with the Boston Red Sox on January 18, 2023.
- Signed a one-year, \$3 million contract with the Atlanta Braves on March 14, 2024.





# BRYCE ELDER



## RIGHT-HANDED PITCHER

Full Name: **Bryce Cason Elder**

Bats: **Right**

Throws: **Right**

Height: **6-2**

Weight: **220**

DOB: **May 19, 1999**

Opening Day Age: **24**

Born: **Denton, TX**

Resides: **Decatur, TX**

MLB Debut: **April 12, 2022**

MLB Service Time: **1.040**

Acquired: **Braves' fifth-round pick in 2020**

Contract Status: **Signed through 2024**

## 2023

- **Awards:** 2023 National League All-Star
- Completed his first full major league season and went 12-4 with a 3.81 ERA (74 ER/174.2 IP) in 31 games, all starts.
- Named to the 2023 National League All-Star Team, his first selection.
  - *A* Joined Hall-of-Famer John Smoltz and Michael Soroka as the only starters in Atlanta-franchise history to make the All-Star team in their second year playing.
  - *A* Was the Opening Day starter for Triple-A Gwinnett before rejoining Atlanta.
- Atlanta won 21 games started by Elder, the second most team victories by a pitcher in baseball...Trailed only teammate Spencer Strider's 26 team wins.
- Recorded 20 games of at least 5.1 innings pitched in his first 25 career starts; the most in Atlanta franchise history through as many games.
- Elder's 2.30 ERA through 20 career starts was the lowest in Atlanta franchise history to begin a career.
  - *A* His 117.1 innings pitched through his first 20 games started were the most by an Atlanta player to begin their career since Julio Teheran in 2011-13.
  - *A* His 30 earned runs allowed were also the fewest during that span.
- Held opponents to one run or less over at least 5.0 innings in 13 games on the season.
  - *A* His 13 appearances of at least 5.0 innings pitched while holding opponents to one run or less are the most through a player's first 25 outings in Atlanta franchise history.

## CAREER HIGHS

Most Innings Pitched  
**9.0, 9/26/22, ATL at WSH**

Most Runs  
**7, 3x, last: 8/5/23, ATL at CHC**

Most Earned Runs  
**7, 7/9/23, ATL at TB**

Most Hits Allowed  
**9, 9/15/23, ATL at MIA**

Most Home Runs Allowed  
**23, 4/26/23, ATL vs. MIA**

Most Walks  
**6, 4/24/22, ATL vs. MIA**

Most Strikeouts  
**10, 8/14/22, ATL at MIA**

Longest winning streak  
**4 decisions, 2x, last: 8/15-Pres.**

Longest losing streak  
**3 decisions, 4/17-4/30/22**

- Made his 30th start of the season on September 20 against Philadelphia.
  - *A* Became the 21st pitcher in Braves franchise history to make at least 30 starts in their first two seasons at age 25 or younger.
- He has six starts in his career of at least 6.0 innings without allowing a run, the most such games in Braves franchise history (since 1900)

in a player's first 25 starts...Irv Young (1905), Clif Curtis (1909-'10) and Ian Anderson ('20-21) each had five such starts.

- His groundball rate of 50.6% was the fourth highest in the majors among qualified starters.
  - A* Has recorded an out on 58.2% of those grounders put in play.
  - A* The average launch angle of balls put in play against Elder was 8.30; third lowest in the National League and sixth lowest in the majors.
- Opponents hit .207 against him with runners on base; the fifth lowest mark in the National League and eighth lowest in baseball among qualified starters.
  - A* Elder's 6.80 ERA with runners on was the seventh lowest in the NL among qualifiers.
- Prior to the All-Star Break, was 7-2 with a 2.97 ERA.
  - A* Elder pitched to a 2.45 ERA, the lowest in the majors among qualifiers prior to his last start before the All-Star break.
  - A* Over his final 14 starts dating to July 8, he pitched to a 5.75 ERA and a 5.22 FIP.
- Was the Opening Day starter for Triple-A Gwinnett before being recalled to Atlanta on April 4.

## 2023 POSTSEASON

- Elder started Game 3 of the NLDS in Philadelphia, allowing six earned runs over 2.2 innings pitched and suffered the loss.

## MAJOR LEAGUE NOTES

- Is 14-8 with a 3.66 ERA (93 ER/228.2 IP) in 40 starts and one relief appearance across two seasons.
- Was originally drafted by Atlanta in the fifth round of the 2020 First-Year Player Draft out of the University of Texas...Was the fifth member of the 2020 draft class to debut, and the lowest-selected pick to do so.
  - A* Of the first five members to play in the majors from the 2020 draft class, three were selected with the first 11 picks in the draft - Detroit's Spencer Torkelson (No. 1 overall), the Angels' Reid Detmers (No. 10) and the White Sox's Garrett Crochet (No. 11).
  - A* The other two were both selected by Atlanta, and chosen with the 126th (Spencer Strider) and 156th (Elder) overall selections.
- Made his professional debut during the 2021 season and pitched across three levels of the

Braves' farm system...Went a combined 11-5 with a 2.76 ERA (41 ER/133.2 IP) and 151 strikeouts in 24 games, all starts. His 60 wins over the past five seasons are most in the National League, and most by any left-hander in baseball.

- Made his major league debut, April 12, and beat the Nationals, 16-4...Pitched 5.2 innings with six hits, three runs and four strikeouts...Allowed a pair of home runs.
  - A* Allowed back-to-back singles and a first-inning run to the first two batters he faced, and then retired 16 of the next 17 Nationals' hitters, including 12 straight.
  - A* Became the first Braves starter to win his debut since Ian Anderson beat the Yankees, 5-1, on August 26, 2020.

## MINOR LEAGUE NOTES

- Went 17-10 with a combined 3.55 ERA across three levels of the Braves' farm system.
  - A* Pitched across three levels of the Braves' farm system and went a combined 11-5 with a 2.76 ERA (41 ER/133.2 IP) and 151 strikeouts in 24 games, all starts. He walked 52 and limited the opposition to a .194 average in his first professional season.
  - A* Named the Double-A South Pitcher of the Week for July 5-July 11, and Double-A South Pitcher of the Month for July...In nine starts he went 7-1 with a 3.21 ERA (20 ER/56.0 IP).
- Became the first member of Atlanta's 2020 draft class to reach Triple-A.

## AMATEUR

- In his three-year career at the University of Texas, Elder went 10-6 with a 3.42 ERA (55 ER/144.2 IP) in 39 appearances, 18 starts.
  - A* All 21 of his relief appearances came during his freshman season.
- In his abbreviated junior campaign, 2020, earned Collegiate Baseball Second Team All-American honors after allowing just six earned runs in 26.0 innings (2.08 ERA) and striking out 32 in four starts.
- Entered the draft ranked by Baseball America as the No. 83 draft prospect, and by MLB.com as the No. 109 prospect.
- Attended Decatur (TX) High School.
  - A* Threw back-to-back no-hitters in the playoffs in his senior season, a year in which he went 7-2 with a 0.60 ERA...Also played golf and basketball in high school.



# PHILLIP EVANS

# 78

## INFILDER

Full Name: **Phillip Matthew Evans**

Bats: **Right** Throws: **Right**

Height: **5-10** Weight: **210**

DOB: **September 10, 1992** Opening Day Age: **31**

Born: **Whittier, CA** Resides:

MLB Debut: **September 8, 2017** MLB Service Time: **2.072**

Acquired: **Signed as a free agent, December 21, 2023**

Contract Status: **Signed through 2024**

### NON-ROSTER INVITEE

## 2023

- Spent the entire season with Triple-A Reno... Slashed .312/.424/.439 (150-for-481) in 128 games – 60 at third base, 36 at first base, 25 at second base and eight as the club’s designated hitter.

*A* Hit 11 home runs, 24 doubles and three triples, while recording 88 RBI and 107 runs...Led Pacific Coast Leaguers in runs... Ranked second in walks (92); third in hits and batting average with RISP (.365); fifth in batting average and on-base percentage.

- Placed on the Triple-A Reno single-season top-10 lists in runs – second, behind 10-year MLB veteran Adam Eaton (119 in 2012), walks – third and hits – tied for eighth...Led the club in games played, at-bats and RBI.
- Named the PCL Player of the Month in April.
  - A* Slashed .455/.576/.610 (35-for-77)...He hit two home runs and six doubles, while recording 17 RBI and 27 runs during the month.
- Hit safely in 15 consecutive games, spanning June 8-29...Slashed .361/.423/.525 (22-for-61), with two home runs, two doubles and one triple.
- Ran a 24-game on-base streak, spanning June 8-July 9...Slashed .337/.423/.467, with two home runs, four doubles, one triple and 16 walks during the streak.

## MAJOR LEAGUE NOTES

- Made his MLB debut, September 8, 2017 vs. Cincinnati, with New York (NL) – entering the game in the bottom of the sixth inning as a pinch-hitter.
  - A* Recorded his first career hit the following day, a pinch-hit double, September 9, 2017 vs. Cincinnati, off RHP Homer Bailey.
  - A* Hit his first career home run (three-run), August 7, 2020 vs. Detroit, off LHP Matthew Boyd.

## MINOR LEAGUE NOTES

- Awards:** 2019 MiLB Organization All-Star (Chicago-NL), Pacific Coast League Player of the Month (April 2023 with Arizona)...Eastern League Player of the Week (8/21/2016).

## AMATEUR

- Attended La Costa Canyon High School (Carlsbad, CA).
  - A* Hit .392 with seven home runs and 32 RBI as a senior... Forewent his commitment to San Deigo State University, instead signed with the New York Mets after being selected by the club in the 15th round of the 2011 First-Year Player Draft.

## TRANSACTIONS

- On New York’s (NL) 10-day Injured List (fractured left tibia) from August 2, 2018 to August 17, 2018 – before being transferred to the 60-day Injured List on August 17, 2018 through season’s end.
- Signed as a free agent with the Chicago Cubs on December 17, 2018.
- Signed as a free agent with the Pittsburgh Pirates on December 17, 2019.
- On Pittsburgh’s 60-day Injured List (concussion) from August 9, 2020, through season’s end... Missed the club’s final 45 games.
- On Pittsburgh’s 10-day Injured List (left hamstring strain) from May 13, 2021 to June 8, 2021
- On Pittsburgh’s 7-day Injured List (concussion) from July 6, 2021 to July 16, 2021, missing seven games.
- Signed as a free agent with the New York Yankees on March 16, 2022.
- Signed as a free agent with the Arizona Diamondbacks on January 9, 2023.
- Signed a minor league contract with the Atlanta Braves on December 21, 2023



**NON-ROSTER INVITEE**

# DAVID FLETCHER

# 64

## INFIELDER

Full Name: **David Owen Fletcher**Bats: **Right**Throws: **Right**Height: **5-9**Weight: **185**DOB: **May 31, 1994**Opening Day Age: **29**Born: **Orange, CA**

Resides:

MLB Debut: **June 13, 2018**MLB Service Time: **4.168**Acquired: **Trade with Los Angeles (AL), December 8, 2023**Contract Status: **Signed through 2025 (club options for 2026 & 27)**

## 2023

- 29-year-old David Fletcher completed his sixth major league season (all with Los Angeles-AL), posting a slash line of .247/.302/.326 (22-for-89) in 33 games...He hit two home runs and one double, while recording 12 RBI and seven runs.
- Started 26 of Los Angeles' (AL) games during the regular season – 14 at shortstop, 10 at second base and two at third base.
  - A* Came off the bench in seven contests, appearing four times as a defensive replacement, twice as a pinch-runner and once as a pinch-hitter (0-for-1).
- Began the season with the big league club... Outrighted to Triple-A Salt Lake on April 15... Selected by Los Angeles (AL) on June 24... Outrighted to Triple-A Salt Lake on July 14... Selected by Los Angeles (AL) on September 24.
- Went 4-for-6 with a three-run home run and five RBI, June 24 at Colorado...Matched his career-best with four hits.
- Played for Team Italy in the 2023 World Baseball Classic, alongside his brother, Dominic, who is an outfielder in the Chicago White Sox organization.
- Slashed .331/.382/.428 (115-for-348) in 85 games with Triple-A Salt Lake.
  - A* Established a Triple-A Salt Lake club record by reaching base safely in 12 consecutive plate appearances (10 singles, two walks), spanning May 16-19.
  - A* Hit safely in 24 consecutive games, spanning May 27-July 30; matching Triple-A Salt Lake's club record...Slashed .465/.500/.606 (46-for-99) with two home runs, six doubles and one triple during the run.
  - A* Named an MiLB Organization All-Star for the third time in his career.

## CAREER HIGHS

Most Runs

**3, 6x, last: 8/17/22, LAA vs. SEA**

Most Hits

**4, 7x, last: 6/24/23, LAA at COL**

Most Doubles

**3, 7/17/21, LAA vs. SEA**

Most Triples

**1, 10x, last: 4/7/22, LAA vs. HOU**

Most Home Runs

**1, 16x, last: 9/15/23, LAA vs. DET**

Most RBI

**5, 3x, last: 6/24/23, LAA at COL**

Most Walks

**3, 9/7/19, LAA at CWS**

Most Stolen Bases

**2, 2x, last: 8/31/21, LAA vs. NYY**

Longest Hitting Streak

**26 games, 6/13-7/17/21**

## MAJOR LEAGUE NOTES

- Entering his 10th professional season and first as a member of the Braves organization.
- Made his professional debut in 2015 with Los Angeles' (AL) rookie level affiliate, the Orem Owlz of the Pioneer League.

- Has appeared at both middle infield positions, third base and both corner outfield positions in his career.
- His best year came with Los Angeles (AL) in 2019...Started 145 games – 74 at third base, 27 at shortstop, 26 at second base and 18 in left field.
  - Slashed .290/.350/.384 (173-for-596)... Hit six home runs, 30 doubles and four triples, while recording 49 RBI and 83 runs...Went 8-for-11 in stolen bases attempts.
  - Established career-highs in hits, runs, home runs, doubles, triples, RBI, walks (55), batting average, on-base percentage, slugging percentage and OPS (.734) – over a full season (excl. 2020) and total bases (229).
  - Led the club in games, hits and doubles... Ranked second in batting average, behind Mike Trout (.291) – who went on to win American League MVP honors that year.
  - Ranked second in the majors in strikeout rate, doing so once every 10.2 plate appearances.
  - Named a finalist for the AL Gold Glove Award at third base (won by Oakland’s Matt Chapman)...His six errors as a third baseman were tied for the second-fewest in American League – minimum 600.0 innings, while his .970 fielding percentage ranked fourth...Combined to post an American League-leading .982 fielding percentage at all five positions – minimum 1,300.0 innings.
- Made his first Opening Day roster with Los Angeles (AL) in 2019...Made three consecutive Opening Day starts for Los Angeles (AL) – doing so at a different position each year: 2020 at third base, 2021 at second base, 2022 at shortstop... Overall, was on Los Angeles’ (AL) Opening Day roster in each season from 2019-23.
- Made his MLB debut, June 13, 2018 at Seattle, with Los Angeles (AL).
  - Batted ninth and played third base...Went 3-for-4 – his first career hit, a two-run triple, off LHP Marco Gonzales.
  - Hit his first career home run (solo), July 12, 2018 vs. Seattle, off LHP James Paxton.
- Named Los Angeles’ (AL) recipient of the “Heart and Hustle Award” in 2019 and 2021...Presented annually to active players who demonstrate a passion for the game of baseball and best embody the values, spirit and traditions of the game.
- In 2021 with Los Angeles (AL), led the club in hits (164) for the third straight season.
  - Ranked second on the club in batting average (.262), doubles (27), runs (74) and a career-best stolen bases (15); third in triples (three) and RBI (47).
  - Led the American League and ranked second in the majors in strikeout rate, doing so once every 11.1 plate appearances.
  - Named the American League Player of the Week – his first career honor, for the period ending July 10, after hitting .593 (16-for-27) with two home runs, two doubles and seven RBI.
  - Notched a 26-game hitting streak, spanning June 13-July 18; the second-longest streak in club history, behind Garret Anderson (28 games) in 1998.
  - Slashed .434/.448/.602 (49-for-113), with two home runs and 13 doubles during the streak.
  - Named a finalist for the AL Gold Glove Award at second base (won by Toronto’s Marcus Semien).

## AMATEUR


- Played two seasons at Loyola Marymount University (2014-15)...Slashed .318/.374/.395 (141-for-443) in 111 games...He hit two home runs, 20 doubles and four triples, while recording 55 RBI and 69 runs...Went 31-for-38 in stolen base attempts.
  - **College Awards:** First Team All-WCC (2014-15)...WCC Defensive Player of the Year (2014)...WCC All-Freshman Team (2014)...Baseball America and National Collegiate Baseball Writers Association Freshman All-American (2014)...2015 Loyola Marymount University Male Athlete of the Year.

## PERSONAL

- Grew up a fan of the Angels in Orange County, CA.
- His brother Dominic is an outfielder with the White Sox...The younger Fletcher made his MLB debut on April 30, 2023 with the Arizona Diamondbacks...He was selected by the club in the second round of the 2019 MLB First-Year Player Draft from the University of Arkansas (Fayetteville, AR).
- He and his wife Kierra were married on December 16, 2018.

## TRANSACTIONS

- Selected by the Los Angeles Angels of Anaheim in the sixth-round of the 2015 MLB First-Year Player Draft from Loyola Marymount University (Los Angeles, CA)...Originally signed by Angels scout Ben Diggins.
- On Los Angeles' (AL) 10-day Injured List (left ankle sprain) from September 3, 2020 (retro. August 31) to September 12, 2020, missing 11 games...Did not require a rehabilitation stint.
- Signed a five-year, \$26M extension (2021-25) with Los Angeles (AL) on April 1, 2021...The deal includes an \$8M club option (\$1.5M buyout) in 2026 and an \$8.5M club option (\$1.5M buyout) in 2027.
- On Los Angeles' (AL) 10-day Injured List (left hip strain) from April 12, 2022 to April 29, 2022, missing 15 games...Included a four-game rehabilitation stint with Triple-A Salt Lake...Was placed on the 10-day Injured List again for the same injury, from May 8, 2022 to May 17, 2022 – before being transferred to the 60-day Injured List on May 17, 2022 to July 28, 2022, missing an additional 69 games...Included a nine-game rehabilitation stint with Triple-A Salt Lake.
- On Los Angeles' (AL) 10-day Injured List (right hand contusion) from September 17, 2022 to September 29, 2022, missing 11 games...Did not require a rehabilitation stint.
- Outrighted to Triple-A Salt Lake on April 15, 2023.
- On Triple-A Salt Lake's bereavement list from June 13, 2023 to June 17, 2023.
- Selected by Los Angeles (AL) on June 24, 2023.
- Outrighted to Triple-A Salt Lake on July 14, 2023.
- Selected by Los Angeles (AL) on September 24, 2023.
- Acquired by the Atlanta Braves, along with C Max Stassi from the Los Angeles Angels on December 8, 2023, in exchange for LHP Tyler Thomas (minors) and INF Evan White.







# MAX FRIED

# 54

## LEFT-HANDED PITCHER

Full Name: **Max Dorian Fried**

Bats: **Left**

Throws: **Left**

Height: **6-4**

Weight: **190**

DOB: **January 18, 1994**

Opening Day Age: **30**

Born: **Santa Monica, CA**

Resides: **Henderson, NV**

MLB Debut: **August 8, 2017**

MLB Service Time: **5.148**

Acquired: **Trade with San Diego, December 19, 2014**

Contract Status: **Signed through 2024**

## 2023

- Completed his fifth full major league season and went 8-1 with a 2.55 ERA (22 ER/77.2 IP) in 14 games, all starts.
  - His 60 wins over the past five seasons are most in the National League, and most by any left-hander in baseball.
  - Only one pitcher, the Yankees' Gerrit Cole, has more wins than Fried since the start of 2019...Cole has 71 wins.
  - Additionally, the Braves have 81 wins in games started by Fried since the beginning of 2019, the most such wins by a pitcher in the National League... Only Cole again, whose teams have won 71 of his starts, has more in the majors.
- He was placed on the 15-day injured list with a left forearm strain after his only loss of the season.
  - Missed 73 games after being placed on the 15-day IL.
- Fried's 2.55 ERA this season was the second lowest in the majors among pitchers with at least 14 starts.
  - His 2.84 FIP is the third lowest in the National League (min. 10 starts)...Trailed teammate Spencer Strider and Chicago's Justin Steele.
  - Fried went 6-0 with a 2.79 ERA in nine starts after being reinstated from the injured list on August 4.
- Became just the fifth pitcher since 1901 to only allow one run through March and April with at least four games started.
  - Joined Hall-of-Famer Walter Johnson, Roger Clemens, Fernando Valenzuela and Minnesota's Pablo López as the only other

## CAREER HIGHS

Most Innings Pitched

**9.0, 2x, last: 9/24/21, ATL at SD**

Most Runs Allowed

**8, 4/13/21, ATL vs. MIA**

Most Earned Runs Allowed

**7, 4/13/21, ATL vs. MIA**

Most Hits Allowed

**11, 7/6/19, ATL vs. MIA**

Most Home Runs Allowed

**4, 9/10/19, ATL at PHI**

Most Walks

**5, 2x, last: 7/11/22, ATL vs. NYM**

Most Strikeouts

**11, 2x, last: 8/30/19, ATL vs. CWS**

Longest winning streak

**9 decisions, 4/19-7/6/22**

Longest losing streak

**3 decisions, 9/25/17-4/27/18**

pitchers to do so (since 1901).

- Fried's 25 successful pickoffs since debuting in 2017 are the most in baseball and five more than the next closest pitcher, Washington's Patrick Corbin.
  - Corbin has attempted 434 pickoffs in that time, compared to Fried's 172.
  - Fried has successfully nabbed a runner on 14.5 percent of his career pickoff

attempts, drastically higher than the MLB average since his debut (1.7 percent)... Since 2017, 1.6 percent of MLB's successful pick attempts have been executed by Fried.

- Made his third career Opening Day start after he also started the opener in each of the last two seasons.
  - Fried was the first Braves lefty to make consecutive Opening Day starts since Hall-of-Famer Warren Spahn started six straight, 1957-1962.
  - Prior to Fried, the last Braves lefty to start Opening Day was Tom Glavine in 2002.

## 2023 POSTSEASON

- Won Atlanta's lone game in the 2023 NLDS against Philadelphia after allowing three earned runs in 4.0 innings pitched in Game 2.
  - Fried is 2-4 with a 4.30 ERA in 11 postseason starts.

## MAJOR LEAGUE NOTES

- **Awards:** All-Star (2022), Gold Glove (2020, 2021, P), Silver Slugger (2021, P), All-MLB First Team (2020, SP).
- Fried's career 3.03 ERA is the second lowest in Atlanta franchise history (min. 700 IP)...Only Hall-of-Famer Greg Maddux (2.63) had a lower career ERA with Atlanta.
  - His 3.02 ERA is the lowest in Atlanta franchise history through a player's first 122 starts.
- His 60 wins over the past five seasons are most in the National League, and most by any left-hander in baseball.
  - Only one pitcher, the Yankees' Gerrit Cole, has more wins than Fried since the start of 2019...Cole has 71 wins.
  - Additionally, the Braves have 81 wins in games started by Fried since the beginning of 2019, the most such wins by a pitcher in the National League... Only Cole again, and José Berríos whose teams have won 94 and 82 of their starts respectively, have more in the majors.
- Finished second in National League Cy Young voting in 2022, trailing just the Marlin's Sandy Alcantara.
  - Fried's 2.48 ERA on the season was the 10th lowest in Atlanta franchise history (since 1966), and the lowest by any Braves pitcher to qualify for the ERA title since Tom Glavine (2.47) and Greg Maddux

(2.22) each had a lower mark in 1998.

- Allowed more than three earned runs in a start three times, and allowed two earned runs or fewer in 24 of his 30 total starts (80%).
- Was named to his first career All-Star Game after being selected to the NL pitching staff...Joined teammates Ronald Acuna Jr., William Contreras, Travis d'Arnaud, Austin Riley and Dansby Swanson as All-Star selections...He was not active for the game.
- NL Ranks: BB/9.0 IP (2nd, 1.55), bWAR (3rd, 5.9), ERA (3rd, 2.48), HR/9.0 IP (3rd, 0.583), WHIP (8th, 1.014), Innings (9th, 185.1)
- In 2020, Played his second full major league season and went 7-0 with a 2.25 ERA (14 ER/56.0 IP) in 11 games, all starts.
  - Finished the season with 56.0 innings, 4.0 innings short of qualifying for the ERA title...His 2.25 ERA would have ranked fourth lowest in the NL with enough innings.
  - Fried did not allow a home run in any of his first 10 starts of the season and retired the first two batters he faced in his final appearance before allowing back-to-back home runs to Miami's Jesús Aguilar and Brian Anderson...The homers snapped a 68.1-inning homerless run.
  - His 68.1-inning homerless streak entering play was the longest in the majors at the time, 19.1 innings longer than any other pitcher...Fried was vying to become just the third qualifying pitcher in the live ball era to complete a season without allowing a home run, and the first since Slim Harriss in 1926.
  - He opened the season with 10 straight homerless starts, the longest stretch for an Atlanta pitcher since Zane Smith in 1986, who opened the year with 13 straight homerless starts.
  - Won each of his first seven decisions, becoming the first Braves starter to do so since Denny Neagle in 1997...Neagle also started 7-0.
  - No Braves pitcher has started 8-0 since the club moved to Atlanta in 1966, and just three have done so since 1900 (Ed Brandt in 1931, Warren Spahn in 1947 and Jim Wilson in 1954).
  - Was placed on the injured list on

September 8, backdated to September 6, and missed 11 games with a left-side muscle spasm in his lumbar spine.

- Was named NL Pitcher of the Month for September 2021 after going 3-0 with a 1.54 ERA (7 ER/41.0 IP) across six starts...It was the first monthly award of his career, and he was Atlanta's first recipient since Kris Medlen in September of 2013.
  - *A* He fashioned a 17.0-inning scoreless streak during the month, the longest such run of his career, while Atlanta went 5-1 in his six starts.
- Came off the bench and drove a 3-1 pitch into center field to plate the winning run, July 4, 2021 giving Atlanta its fifth walk-off win of the season and second of the homestand.
  - *A* Since RBI became an official statistic in 1920, no Braves pinch hitter who was primarily a pitcher has had a walk-off RBI...Research courtesy of the Elias Sports Bureau.
  - *A* Fried batted .273/.322/.327 on the season, and his 15 hits led all pitchers in baseball.
- Combined to allow 23 hits and 14 earned runs in just 11.0 innings over his first three starts of 2021, going 0-1...Fried was placed on the Injured List with a right hamstring strain on April 14 and missed the next 18 games.
  - *A* Following his return, Fried went 14-6 and pitched to a 2.44 ERA (42 ER/154.2 IP)...From May 5 through the end of the season, Fried's 2.44 ERA was third best in the majors.
- Made his first career Opening Day start on April 1, 2021, holding the Phillies to six hits and two runs over 5.0 innings in Atlanta's extra-inning defeat.
  - *A* Was just the fourth left-hander since the club moved to Atlanta in 1966 to start on Opening Day, and the first since Tom Glavine did so for the Braves in 2002.
  - *A* Glavine made four such starts for Atlanta (1990, '92, '99 and '02), while Denny Lemaster (1967) and Zane Smith (1989) each made one.
- Started on May 12, 2021 vs. Toronto and allowed just two hits and one run over 6.0 innings, but was left with a no-decision in Atlanta's loss, 4-1.
  - *A* Was his first career interleague start that he did not win...Started his career a perfect 7-0 in seven career interleague starts, pitching to just a 2.18 ERA (10 ER/41.1 IP) and striking out 47 against the American League.
  - *A* Fried is one of just two pitchers since the advent of interleague play in 1997 to win each of his first seven games against the opposing league...Justin Verlander also won his first seven games, pitching to a 1.99 ERA.
- Pitched a pair of shutouts, first on August 20, 2021 at Baltimore, and again on September 24 at San Diego...The outings were the first two shutouts of his career.
  - *A* Fried became the first Atlanta starter with two shutouts in a single season since Shelby Miller pitched two in 2015, and the first Braves left-hander with two since Tom Glavine in 2000.
  - *A* Fried blanked the Orioles on just 90 pitches, and shut out the Padres on 98... Since 2000, just Greg Maddux (2000), Miller ('15) and Fried have two shutouts on fewer than 100 pitches for the Braves in a single season.
- Ended the 2021 season with 12 consecutive quality starts, the longest such run in baseball on the season...The Brewers' Brandon Woodruff and the Dodgers' Walker Buehler each had 10-game runs, the only other pitchers in the majors with a double-digit streak.
  - *A* His run is the longest by a Braves starter since 2011, when Tim Hudson made 12 straight quality starts from June 20 to August 21...No Braves pitcher has made 13 straight quality starts since Greg Maddux had a 19-game run in 1998.
- Made five starts during the 2021 postseason and went 2-2 with a 4.23 ERA (13 ER/27.2 IP) and 29 strikeouts...Was the winning pitcher in Game 6 of the World Series, in which Atlanta claimed the title.
  - *A* Has made nine career playoff starts, the fifth most in franchise history...Only Tom Glavine (32), John Smoltz (27), Greg Maddux (27) and Steve Avery (12) have more.
- Pitched 6.0 scoreless innings in Game 2 of the NLDS at Milwaukee, striking out a career-high nine.
  - *A* Also pitched 6.0 scoreless innings in Game 6 of the World Series at Houston, allowing four hits and zero walks with six strikeouts to earn the win and clinch the series for Atlanta.
  - *A* Prior to this start, had pitched in three career postseason games in which Atlanta could clinch a series, including two starts,



and was 0-2 with an 8.31 ERA (12 ER/13.0 IP)...Atlanta was winless in his three appearances before winning the World Series.

- Picked off four runners on the 2020 season, tied with SF's Tyler Anderson for most in the majors... Fried needed just 12 pickoff attempts to do so.
- Made four starts in the '20 postseason, starting Game 1 of the Wild Card Series vs. CIN, Game 1 of the NLDS vs. Miami, and Games 1 and 6 of the NLCS vs. Los Angeles...Went 0-1 with a 3.04 ERA (8 ER/23.2 IP) while Atlanta won three of the four games.

*A* Pitched 7.0 scoreless innings in his Wild Card start against the Reds...Became the first Braves pitcher to throw at least 7.0 scoreless innings in the playoffs since Mike Foltyniewicz in Game 2 of the 2019 NLDS vs. St. Louis, and the first left-hander to do so since Tom Glavine in Game 2 of the 2001 NLDS vs. Houston.

*A* Fried threw his 7.0 scoreless innings in just 78 pitches against Cincinnati, becoming just the second Braves pitcher to go as many scoreless innings on as few of pitches in the postseason...Glavine also pitched 7.0 scoreless on just 72 pitches in Game 7 of the 1996 NLCS.

*A* Fried's 7.0 scoreless in Game 1 of the Wild Card Series were followed by Ian Anderson's 6.0 scoreless innings in Game 2... They are the first Braves teammates with back-to-back scoreless starts in the playoffs since Steve Avery and John Smoltz in Game 6 and Game 7 of the 1991 NLCS vs. PIT.

- Started Game 1 of the 2020 NLCS and held the Dodgers to four hits and one run over 6.0 innings... He struck out a postseason career-high nine, tying the most by a Braves left-hander in playoff history...Mike Hampton fanned nine in Game 2 of the 2003 NLDS, and Steve Avery struck out nine twice (Game 2 of the 1991 NLCS, Game 3 of the 1992 World Series).

*A* Also started Game 6 of the series and pitched 6.2 innings and threw a career-most 109 pitches...Was just the sixth 100-pitch game of his career...Fried is the first Braves starter to pitch at least 6.2 innings in a potential clincher since Mike Hampton in Game 5 of the 2003 NLDS.

- Was 24-6 from 2019-20, and his 24 wins in that span were most in the majors by a left-hander, one more than Seattle's Marco Gonzalez.
- A* Only one pitcher, the Yankees Gerrit Cole,

had more wins than Fried since the start of last year...Cole has 27 wins.

*A* Since his major league debut on August 8, 2017, his 14 pickoffs are tied for most in the majors, and he has been successful on 19% (14-for-74) of his attempts...In that same span, all of baseball has picked off 720 runners on 43,006 attempts (0.017%).

*A* Became the first Braves pitcher since Kevin Millwood in 1999 to pick off two runners in the same inning when he did so on May 28, 2018 vs. NYM...Millwood did it on July 18, 1999 at TOR...Between Millwood's two pickoffs and Fried's game, only six other major league pitchers accomplished the feat, with MIN's Kyle Gibson doing it last on September 7, 2016 vs. KC.

- Played his first full major league season in 2019 and went 17-6 with a 4.02 ERA (74 ER/165.2 IP) in 33 games, including 30 starts...His 17 wins were second most in the National League.

*A* His 17 wins were most in the National League by a left-hander, and second most in the majors among lefties...Boston's Eduardo Rodríguez won 19 games.

- Fried's 17 wins were most by an Atlanta left-hander since 2002, when Hall-of-Famer Tom Glavine won 18 games.

- Opened the 2019 season with 16.2 innings without allowing an earned run, before Arizona scored twice in the fourth inning of his start on April 16...It was the longest streak without an earned run to open the season by a Braves pitcher since 2013 (Paul Maholm, 25.1 IP)

*A* Set then-career highs in innings pitched and strikeouts, June 30, 2018 at STL, fanning 11 over 6.2 innings...Allowed just four hits and three walks to earn his lone win of the season.

*A* Became the seventh pitcher in Atlanta franchise history to record double-digit strikeouts within his first 15 career games, and the first to do so since Aaron Blair fanned 10 on October 1, 2016 vs. DET.

- The Braves recalled him from Double-A Mississippi on August 5, 2017 and he made his MLB debut on August 8 vs. PHI...Tossed 2.0 scoreless innings out of the bullpen...Fanned PHI's Cameron Perkins for his first major league strikeout.

*A* Appeared in three more games, all in relief, for the Braves and allowed four runs in 4.2 innings (7.71 ERA) with no decisions before the club optioned him to Triple-A

Gwinnett on August 23...Returned to the Braves for the remainder of the season on 9/1.

*A* Made his first career start on September 3 at CHI and earned the 5-1 victory after going 5.0 innings and allowing one run and four hits...Of the four Braves to make their first career start in 2017, Fried was the only one to win.

- Joined with Luiz Gohara and Sean Newcomb to become the first trio of rookie left-handers to start for the Braves since 1945, when Bob Logan, Lefty Wallace and Bob Whitcher did it.
- Has made seven trips to the injured list in his career, missing time in each of the last four seasons with blister, groin, forearm, hamstring, and back injuries.
- While in the minors, missed the entire 2015 season recovering from Tommy John surgery.

## MINOR LEAGUE NOTES

- Has pitched across parts of six seasons in the minor leagues, going 19-33 with a 4.18 ERA (195 ER/420.1 IP) between Atlanta's and San Diego's systems.
- Pitched for Double-A Mississippi and Triple-A Gwinnett in **2017** and appeared for the Peoria Javelinas in the Arizona Fall League following the season.
  - A* Earned Southern League Pitcher of the Week honors during the season and earned the honor again with Peoria during the fall.
  - A* Was named to the All-Prospect team in the Arizona Fall League.
- Played his first full professional season with Single-A Fort Wayne in **2013** and went 6-7 with a 3.49 ERA (46 ER/118.2 IP) across 23 starts.
  - A* Was named an Organization All-Star by MiLB.com.

## AMATEUR

- Attended Harvard-Westlake High School in Studio City, Calif. for his senior year, where he was teammates with Chicago-AL's Lucas Giolito.
- Began his high school career at Montclair College Preparatory School in Van Nuys, Calif...The school cut all athletics after Fried's junior season.
- Committed to UCLA, but opted to sign.

## TRANSACTIONS

- Selected by the San Diego Padres in the first round (seventh overall) of the 2012 First-Year Player Draft...Signed by Brent Mayne.
- Acquired by the Atlanta Braves along with INF Jace Peterson, OF Dustin Peterson and OF Mallex Smith from the San Diego Padres in exchange for OF Justin Upton and RHP Aaron Northcraft on December 19, 2014.
- On Atlanta's disabled list (blister on his left third finger) from July 6 to July 29, 2018; included rehabilitation assignment to Mississippi (AA) and Gwinnett (AAA).
- On Atlanta's disabled list (left groin strain) from August 7 to August 27, 2018; included rehabilitation assignment to Gwinnett (AAA).
- On Atlanta's injured list (left index finger blister) from July 16 to July 27, 2019.
- On Atlanta's injured list (left-side muscle spasm in his lumbar spine) from September 6 to September 17, 2020.
- On Atlanta's 60-day injured list (right hand fracture) from May 17 to August 17, 2021; including injury rehabilitation assignments to the Rome (A) and Gwinnett (AAA)
- On Atlanta's 7-day concussion injured list from August 8 to August 18, 2022.
- On Atlanta's injured list (left hamstring strain) from April 1 to April 17, 2023.
- On Atlanta's 60-day injured list (left forearm strain) from May 6 to August 4, 2023; included a rehabilitation assignment to Rome (High-A) and Gwinnett (AAA).
- On Atlanta's injured list (left index finger blister) from September 22 to October 7, 2023.



# MICHAEL HARRIS II

# 23

## OUTFIELDER

Full Name: **Michael Machion Harris II**

Bats: **Left**

Throws: **Left**

Height: **6-0**

Weight: **195**

DOB: **March 7, 2001**

Opening Day Age: **23**

Born: **Dekalb, GA**

Resides: **Ellenwood, GA**

MLB Debut: **May 28, 2022**

MLB Service Time: **2.000**

Acquired: **Braves' third-round pick in 2019**

Contract Status: **Signed through 2030 (club options for 2031 & 2032)**

## 2023

- **Awards:** National League Player of the Week (6/18)...NL Gold Glove Finalist (CF).
- **NL Ranks:** Batting average (7th, .293).
- 23-year-old Michael Harris II completed his second major league season, posting a slash line of .293/.331/.477 (148-for-505) in 138 games.
  - He hit 18 home runs, 33 doubles and three triples, while recording 57 RBI and 76 runs.
  - Went 20-for-24 in stolen base attempts... Established career-highs in games played, runs, hits, doubles, walks (25) and total bases (241).
  - Made his first Opening Day roster in 2023.
- Started 137 of Atlanta's games during the regular season; all in center field (appeared once as a pinch-hitter, drawing a walk).
  - Started each of the club's four postseason games in center field...Went hitless in 13 plate appearances.
- Listed No. 5 on MLB Network's "Top 10 Center Fielders Right Now" list...Ranked fifth, entering 2023.
  - Listed No. 50 on MLB Network's "Top 100 Players Right Now" list...Ranked 53rd, entering 2023.
- Over the last two seasons, he ranks third among center fielders in assists (11) and 10th in FanGraphs' Defensive Runs Saved (10).
- From June 1, through the end of the regular season, he batted .326 (129-for-396) - this, after hitting .174 (19-for-109) through May.
  - It's the fourth-largest increase in batting average (+.152) through May/post-June 1, by any qualifying player in the Divisional

## CAREER HIGHS

Most Runs

**3, 7x, last: 9/11/23 (1), ATL at PHI**

Most Hits

**5, 6/18/23, ATL vs. COL**

Most Doubles

**2, 3x, last: 9/21/23, ATL at WSH**

Most Triples

**1, 6x, last: 8/18/23, ATL vs. SF**

Most Home Runs

**2, 3x, last: 8/1/23, ATL vs. LAA**

Most RBI

**4, 3x, last: 6/14/23 (1), ATL at DET**

Most Walks

**2, 6x, last: 8/14/23. ATL vs. NYY**

Most Stolen Bases

**3, 7/16/22, ATL at WSH**

Longest Hitting Streak

**15 games, 8/22-9/9/22**

Era (since 1969), behind Chone Figgins (+.216) in 2007, Joey Votto (+.165) in 2016 and Dave Roberts (+.159) in 1973.

- Hit .325 (89-for-274) post-All-Star break; sixth-highest among qualifiers.

• He was one of three Braves in the top-10 in that regard, along with Ronald Acuña Jr., third (.345) and Matt Olson, eighth (.321).



- Led the majors with 94 hits from the No. 9 spot in the batting order; most within a single-season in the franchise's Modern Era (since 1900) - besting his own mark of 70, set in 2022...Hit .301 (94-for-312) in 88 starts batting ninth.
- Matched his stolen base total (20) from his rookie season, becoming the fourth player in franchise history to steal at least 20 bases in each of their first two big league seasons.
  - *A* Joined Steve Brodie (1890-91), Bill Bruton (1953-54) and Rafael Furcal (2000-01).
- Of his 37 career longballs, 26 have been hit on the road – including six over an eight-game road trip, spanning September 11-20; his most home runs over any eight-game span in his career.
- Had 13 games with at least three hits, improving on his total from his rookie campaign (10).
  - *A* Ronald Acuña Jr. (22) was the only Brave with more such efforts...Ozzie Albies also had 13.
- Homered and stole a base within the same game on three separate occasions...The first instance of his career – June 12 at Detroit, followed by June 14 at Detroit and August 25 at San Francisco (two stolen bases).
- Placed on Atlanta's 10-day injured list (lower back strain) from April 7 to April 28, missing 19 games...Included a two-game rehabilitation stint with Triple-A Gwinnett.
- Delivered the game-winning hit (double) in the bottom of the 12th inning, May 7 vs. Baltimore, off LHP Cionel Pérez, marking the first walk-off hit and RBI of his career.
- Fell a triple shy of the cycle, June 7 vs. New York (NL) – his first three-hit effort of the season.
  - *A* Hit a go-ahead two-run home run in eighth inning; the second go-ahead home run in the eighth inning-or-later of his career, also August 12, 2022 at Miami.
- Notched his third career four-hit game, June 14 at Detroit (Game 1); first since Aug. 28, 2022 at St. Louis.
  - *A* He'd add two more four-hit games to his ledger by season's end: June 18 vs. Colorado and August 18 at San Francisco.
  - *A* His four RBI in the contest also matched his career-high, done twice previously... Paired with a three-hit game at Detroit on June 12, it's the only time in his career that he's turned in consecutive games with three-or-more hits.
- Went 5-for-5 with a three-run home run and a double, June 18 vs. Colorado.
  - *A* Marked his second game with at least four hits over a six-game span, also: June 14 at Detroit; matching his number of four-hit efforts over the first 158 games of his career...Per Statcast, his blast traveled 453 feet; the longest of his career.
  - *A* Became the first Brave to record at least five hits in a game, without making an out, since Nick Markakis, April 4, 2019 vs. Chicago (NL).
  - *A* At 22 years-103 days-old, he became the sixth youngest player in the franchise's Modern Era (since 1900) to record at least five hits within a single-game and the youngest since Andruw Jones (21 years-360 days) on April 18, 1999 at Colorado.
- Named National League Player of the Week for the period ending June 18; the first such honor of his career.
  - *A* Hit .556 (15-for-27); highest among qualifiers over that span, with three home runs, two doubles, nine RBI, eight runs and two stolen bases, posting an OPS of 1.499.
- Hit a go-ahead single off RHP Yuniur Martí, breaking a scoreless tie in the 10th inning, June 22 at Philadelphia
  - *A* It was his second career go-ahead RBI in the ninth inning-or-later; the other: a 12th inning walk-off double, May 7 vs. Baltimore.
- Went 3-for-3 or better, three times over a 12-game span, from June 14-26.
  - *A* In the Modern Era (since 1900), the only other player age 22-or-younger to have three such efforts in a span of 12 games is Hall-of-Famer Ted Williams in 1939.
- Following the All-Star break, hit safely in 13 of 14 contests, including a 12-game hitting streak, spanning July 16-30 – the majors longest streak at the time...Ranks as the second-longest hitting streak of his big league career, behind a 15-game run from August 22-September 9, 2022.
  - *A* Slashed .375/.405/.525 (15-for-40) with four doubles and one triple.
- Hit a pair of solo home runs, August 1 vs. Los Angeles (AL) bringing his season total to 11.
  - *A* Snapped a 20-game homerless drought, which matched the longest of his career.
  - *A* Became the 40th player (13th active) in the Modern Era (since 1900), to notch double-digit home runs and stolen bases in each of their first two MLB seasons.
  - *A* Additionally, became the ninth Brave to

reach double figures in home runs during the 2023 season; matching the franchise record, done four times previously: 2007, '18-19 and '22.

- He is one of 35 players (nine being primary pitchers) in MLB history with at least two career multi-homer games from the No. 9 spot in the batting order...The only other Braves to do so are Lew Burdette (1957-58) and Tony Cloninger (1966) – both RHP.
- Went 4-for-5 with a stolen base, August 18 vs. San Francisco, marking the fifth four-hit game of his career and third of the 2023 season.
  - His five four-hit games were the most by a Brave through the first 213 games of their career since Chipper Jones tallied eight over the 1995-96 seasons.
- Doubled in three straight games, September 26-28 at Chicago (NL); matching the longest such streak of his career, also: August 18-20, 2022.

## MAJOR LEAGUE NOTES

- **Awards:** National League Rookie of the Year (2022), National League Rookie of the Month (3x), *Baseball America* MLB All-Rookie Team.
- Played his first major league season in 2022 at the age of 21...He finished with a .297 batting average (123-for-414), 19 home runs, 64 RBI and 75 runs scored.
- On August 16, 2022, the club announced Harris II signed an eight-year contract extension, including club options for 2031 & 2032.
- Among rookies with at least 300 plate appearances in 2022, ranked highly in multiple categories: Slugging Percentage (1st, .514), OPS (2nd, 853), Batting Average (2nd, .297), RBI (4th, 64), Runs (4th, 75), Stolen Bases (4th, 20), Home Runs (T4th, 19), On-Base Percentage (6th, .339)
- Hit .383 (36-for-94) with runners in scoring position during his rookie campaign was the third-best in MLB (min. 400 PA) behind Freddie Freeman (LAD, .391) and Joc Pederson (SF, .388).
  - The rookie to match Harris' .383 batting average with RISP (min. 400 PA) was Oakland's Jemile Weeks, who hit .395 (32-for-81) in those situations in 2011.
  - Last NL rookie was Todd Helton (COL), who hit .386 (51-for-132) with RISP during the '98 season.
- Was named National League Rookie of the Month in June, August and September.
  - The last players to win three Rookie of the Month awards in the same season were Yordan Álvarez and Pete Alonso, who each did it in 2019...Álvarez won it in

the American League from June-August, while Alonso won it in the National League in April, June and September.

- As a rookie, in "Late & Close" situations, Harris hit .406/.449/.719 (26-for-64) with five doubles, five home runs, 13 RBI and a 1.168 OPS.
  - Harris is only the sixth player, 21-or-younger, in modern MLB history (since 1901) to bat above .400 in late & close situations (min. 400 PA), and the first since Hall-of-Famer Ted Simmons (STL) hit .410 in such situations in 1971.
  - "Late & Close" situations are defined as plate appearances occurring in the seventh inning or later with the batting team tied, ahead by one, or the tying run at least on deck.
- Posted a 4.8 fWAR in 2022, the second-highest by a Braves rookie hitter in modern franchise history...Rico Carty accumulated 4.9 fWAR in his rookie 1964 season.
  - On the pitching side, Irv Young (5.6 fWAR, 1905) and Spencer Strider (4.8 fWAR, 2022) have also reached Harris' mark.
- Hit .489 (22-for-45) on the first pitch in his first season, good for second in the NL and sixth in MLB among all players (min. 400 PA)...Riley Greene (DET, .500) was the only rookie ahead of him.
  - The last Brave to eclipse .489 on the first pitch (min. 400 PA) was Freddie Freeman, who hit .494 on the initial offering in 2016.
- Began the 2022 season with Double-A Mississippi before making his MLB debut on May 28, 2022.

## MINOR LEAGUE NOTES

- Spent the entire 2021 season at High-A Rome, posting a .294 batting average (110-for-374) with 26 doubles, three triples, seven home runs and 64 RBI.
  - Appeared at all three outfield positions as well as designated hitter.
- Entered the 2022 system as the No. 1 prospect in Atlanta's farm system, according to MLB.com.
- Added to Atlanta's 60-man player pool on 7/15/20...Spent the rest of the season at the club's alternate training site.
- Split his first professional season in 2019 between rookie-level GCL and Single-A Rome, batting .277 (53-for-191) with two home runs, 27 RBI, eight stolen bases and 26 runs scored in 53 games.
- Named by the organization as the 2019 GCL Braves' Player of the Year...Led the team in batting

average (.349), on-base percentage (.403), slugging percentage (.514) and OPS (.917).

- Also tabbed as the club's Player of the Month for July...Batted .379/.423/.561 in 19 games that month.

## AMATEUR

- Graduated from Stockbridge (GA) High School, approximately 40 miles southeast of Truist Park.
  - Was a two-way player...On the mound, the left-hander struck out 172 of the 469 batters he faced (36.7%), while posting a 1.87 ERA in his senior season...At the plate, the switch-hitter had a career .442 batting average in 74 games.

## TRANSACTIONS

- Selected by the Braves in the third round (98th overall) of the 2019 First-Year Player Draft.
- On August 16, 2022, the club announced Harris II signed an eight-year contract extension, including club options for 2031 & 2032.
- Placed on Atlanta's injured list (lower back strain) from April 7 to April 28, 2023; included a rehabilitation assignment to Gwinnett (AAA).







**NON-ROSTER INVITEE**

# LEURY GARCÍA

**63**

## INFILDER

Full Name: **Leury García**

Bats: **Switch**

Throws: **Right**

Height: **5-8**

Weight: **190**

DOB: **March 18, 1991**

Opening Day Age: **33**

Born: **Santiago, DR**

Resides:

MLB Debut: **April 6, 2013**

MLB Service Time: **8.025**

Acquired: **Signed as a free agent, December 5, 2023**

Contract Status: **Signed through 2024**

## 2023

- Slashed .222/.263/.417 (8-for-36), with one home run and four doubles, while recording two RBI and five runs in 15 Spring Training games... Released by Chicago (AL) on March 30, 2023.
- Played in the Dominican Winter League with Cibao...In 26 games, slashed .340/.406/.436 (32-for-94), with five doubles and two triples, while recording 12 RBI and 16 runs...Went 8-for-9 in stolen base attempts.
  - Also played for Team Dominican Republic in the Caribbean Series.

## MAJOR LEAGUE NOTES

- Entering his 17th professional season and first as a member of the Braves organization.
- Made his MLB debut, April 6, 2013 vs. Los Angeles (AL), with Texas – entering the game as a pinch-hitter in the eighth inning for DH Lance Berkman...Struck out looking in his lone plate appearance.
  - Recorded his first career hit (single) in his first career start, April 13, 2013 at Seattle.
  - Hit his first career home run, June 4, 2014 at Los Angeles (NL), off RHP Josh Beckett.
- Made his first Opening Day roster with Texas in 2013.
  - Made four consecutive Opening Day starts for Chicago (AL).

## MINOR LEAGUE NOTES

- Owns a career minor league slash line of .274/.322/.366 (688-for-2,514) in 665 games...Has slashed .253/.293/.351 (560-for-2,217) over 703 major league games.

## TRANSACTIONS

- Acquired by the Chicago White Sox from the Texas Rangers on August 11, 2013, completing a deal that was made on August 9, 2013, in exchange for OF Álex Ríos.
- On Chicago's (AL) 10-day Injured List (sprained finger on left hand) from June 19, 2017 (retro. June 16) to July 30, 2017, missing 33 games... Included a three-game rehabilitation stint between Chicago's (AL) rookie level Arizona League affiliate and Triple-A Charlotte
- On Chicago's (AL) 10-day Injured List (sprained right thumb) from September 2, 2017 through season's end...Missed the club's final 29 games.
- On Chicago's (AL) 10-day Injured List (left knee sprain) from May 24, 2018 to June 22, 2018, missing 27 games...Included a four-game rehabilitation stint with Triple-A Charlotte.
- On Chicago's (AL) 10-day Injured List (strained left hamstring) from August 6, 2018 to August 17, 2018, missing nine games...Was placed on the 10-day Injured List again for the same injury, from August 21, 2018 to September 22, 2018.
- On Chicago's (AL) 10-day Injured List (sprained left thumb) from August 11, 2020 to August 15, 2020 – before being transferred to the 60-day Injured List on August 15 through season's end... Missed the club's final 43 games.
- On Chicago's (AL) 7-day Injured List (concussion) from August 15, 2021 to August 24, 2021, missing nine games...Did not require a rehabilitation stint.
- Signed a three-year, \$16.5 million free agent contract with the Chicago White Sox on December 1, 2021, for the 2022-24 seasons.
- On Chicago's (AL) 10-day Injured List (lower back strain) from August 17, 2022 to August 27, 2022, missing nine games.
- Signed a minor league contract with the Atlanta Braves on December 5, 2023.



**NON-ROSTER INVITEE**

# KEN GILES

**91**

## RIGHT-HANDED PITCHER

Full Name: **Kenneth Robert Giles**

Bats: **Right**

Throws: **Right**

Height: **6-3**

Weight: **205**

DOB: **September 20, 1990**

Opening Day Age: **33**

Born: **Albuquerque, NM**

Resides: **Peoria, AZ**

MLB Debut: **June 12, 2014**

MLB Service Time: **8.071**

Acquired: **Signed as a free agent, February 2, 2024**

Contract Status: **Signed through 2024**

## 2023

- Pitched 21 games in Los Angeles' (NL) minor league system, primarily with Triple-A Oklahoma City...Signed with the club on June 6.
  - A* With the Triple-A Dodgers, pitched to a 1-0 record and a 9.50 ERA (19 ER/18 IP) across 19 games...Logged 28 strikeouts in those games (14.0 SO/9.0 IP).

## MAJOR LEAGUE NOTES

- **Awards:** 2017 World Series champion
- Last saw major league action during the 2022 season with Seattle, wherein he appeared in five games and posted a 0.00 ERA (4.1 IP).
- Before his stint with Seattle, pitched parts of three seasons with Toronto before undergoing Tommy John surgery on September 30, 2020.
- In 2019, recorded a 1.87 ERA in his first full season with Toronto.
  - A* Went 23-for-24 in save opportunities, topping MLB pitchers in save percentage (95.8)...His 98.0% save conversion rate (49- for-50) from 2018-19 is tied for highest in MLB history over a 2-year span (Eric Gagne, 100-for-102 from 2003-04).
  - A* Led American League relievers in strikeout rate (39.9%) and finished third in ERA (1.87) and T8th in saves (23).
  - A* His 0.87 ERA at home was the best among pitchers with at least 25.0 IP in their home ballpark.
  - A* Recorded his 100th career save on May 10 vs. Chicago (AL).
  - A* Struck out a batter in 27 consecutive relief appearances from April 13-July 23, setting Toronto's franchise record.

## CAREER HIGHS

Most Innings Pitched  
**2.1, 8/27/15, PHI vs. NYM**

Most Runs  
**6, 9/23/16, HOU vs. LAA**

Most Earned Runs  
**6, 9/23/16, HOU vs. LAA**

Most Hits Allowed  
**4, 3x, last: 8/7/18, TOR vs. BOS**

Most Home Runs Allowed  
**2, 8/7/18, TOR vs. BOS**

Most Walks  
**3, 6x, last: 7/26/20, TOR at TB**

Most Strikeouts  
**6, 8/7/16, HOU vs. TEX**

Longest winning streak  
**3 decisions, 7/17-9/12/15**

Longest losing streak  
**6 decisions, 6/6/17-4/11/19**

- During the 2018 season, Went a perfect 26-for-26 in save opps, the only closer that season without a blown save (min. 15 save opps.)
- Optioned to Triple-A by Houston on July 11, and was traded at the deadline to Toronto in a deal that included RHP Roberto Osuna going to Houston.
- Had a 0.36 ERA (1 ER, 25.2 IP) in save situations and a 9.12 ERA (25 ER, 24.2 IP) in non-save situations.

- In 2017, converted 34 saves in 38 tries, tied for fourth in the American League.
  - Maintained a strikeout-per-9.0 inning ratio of 11.00 from 2014-17, joining Troy Percival (1995-98) as the only pitchers to do it over a four-year span.
  - Made his postseason debut for Houston on October 6, 2017 vs. Boston...Made his World Series debut on October 25 at Dodger Stadium in Game 2...Also appeared in World Series Game 4.
- In 2016, struck out a career-high 102 for Houston, one of eight relievers to reach the century mark that season.
  - His 16.33 strikeouts-per-9.0 innings ratio in the second half (52 SO, 28.2 IP) was the highest produced by a major leaguer since at least 1947.
- In 2015, his 1.80 ERA (14 ER, 70.0 IP) for Philadelphia ranked third among NL relievers and his 87 strikeouts were tied for fourth.
  - Went 237 straight batters without allowing a homer from June 23, 2014-May 16, 2015.
  - Recorded his 100th career punchout on June 23 at New York (Brett Gardner).
  - His 1.44 ERA after 100.0 career innings pitched was best in MLB history.
- Made MLB debut in 2014 with the Phillies, allowing a home run to the first batter he faced (Yasmani Grandal) before striking out Alexi Amarista.
  - Won first MLB game on August 10 vs. New York (NL).
  - Was part of a combined no-hitter (Hamels, Diekman, Giles, Papelbon) on September 1 at Atlanta, striking out the side in the 8th inning.
  - Recorded first save on September 20, his 24th birthday, at Oakland.
  - Finished fourth in NL ROY voting, trailing winner Jacob deGrom (NYM), Billy Hamilton (CIN) and Kolten Wong (STL).

## POSTSEASON

- Has appeared in seven postseason games, all in 2017 with Houston during the club's World Series championship season.
  - Made postseason debut on October 2 vs. Boston...Recorded first postseason save on October 9 at Fenway Park.
- Recorded the final five outs in Game 1 vs. New York on October 13, the second of his back-to-back saves.
- Made his World Series debut on October 25 at Los Angeles, striking out three batters in 1.2 innings.

## MINOR LEAGUE NOTES

- Spent three seasons in Philadelphia's minor league system, beginning in 2011, before making his major league debut during the 2014 season.
- In 135 career minor league games, went 10-7 with a 4.89 ERA (99 ER/182.1 IP) and 26 saves.
- Was named to the Arizona Fall League's Rising Stars team for the 2013 season.

## AMATEUR

- Graduated from Rio Grande HS (NM) in 2009.
- Attended Yavapai College (AZ).

## TRANSACTIONS

- Selected by Florida in the 44th round of the 2009 MLB First-Year Player Draft, but did not sign.
- Selected by Philadelphia in the 7th round of the 2011 MLB First-Year Player Draft.
- Acquired by Houston along with INF Jonathan Arauz in exchange for LHP Brett Oberholtzer, RHP Harold Arauz, RHP Mark Appel, RHP Tom Eshelman and RHP Vince Velasquez on December 12, 2015.
- Acquired by Toronto along with RHP David Paulino and RHP Hector Perez in exchange for RHP Roberto Osuna.
- On 10-day Injured List, June 12-19, 2019, with right elbow inflammation.
- Placed on Paternity Leave List, August 22-24, 2019.
- On 10-day Injured List, July 27-September 4, 2020, with a right forearm strain...Transferred to 60-day Injured List, September 5-10, 2020.
- On 10-day Injured List, Sept. 16-21, 2020, with a right exor strain...Transferred to 60-day Injured List, Sept. 22, 2020...Underwent "Tommy John" surgery on Sept. 30, 2020.
- Elected free agency on October 28, 2020.
- Signed by Seattle as a free agent on Feb. 19, 2021.
- On 60-day Injured List, March 31, 2021-end of season while recovering from Tommy John surgery.
- Designated for assignment by Seattle on August 12, 2022, and was subsequently released from the roster.
- Signed by San Francisco as a minor league free agent on August 20, 2022...Released by the club eight days later.
- Signed by Los Angeles (NL) as a minor league free agent on June 6, 2023.
- Signed by Atlanta as a minor league free agent on February 1, 2024.





# LUIS GUILLORME

# 15

## INFIELDER

Full Name: **Luis Miguel Guillorme**

Bats: **Left**

Throws: **Right**

Height: **5-10**

Weight: **190**

DOB: **September 27, 1994**

Opening Day Age: **29**

Born: **Caracas, VZ**

Resides: **Davie, FL**

MLB Debut: **May 11, 2018**

MLB Service Time: **4.159**

Acquired: **Signed as a free agent, January 5, 2024**

Contract Status: **Signed through 2024**

## 2023

- 29-year-old Luis Guillorme completed his sixth major league season (all with New York-NL), posting a slash line of .224/.288/.327 (24-for-107) in 54 games...He hit one home run, six doubles and one triple, while recording nine RBI and 12 runs.
- Made his fifth career Opening Day roster...Has yet to start in his club's season opener...Entered as a defensive replacement at third base with New York (NL) in 2021.
- Started 29 of New York's (NL) games during the regular season, making 22 starts at second base, five at third base and two at shortstop...Came off the bench in 25 contests, appearing 16 times as a defensive replacement and nine times as a pinch-hitter (1-for-8, double, walk).
- Reached base a career-best five times in six plate appearances (2-for-3, three walks), April 14 at Oakland...Matched his career-high with three walks, also: June 1, 2022 vs. Washington.
- Optioned to Triple-A Syracuse on May 17, before being recalled on June 9...In 16 games at Triple-A Syracuse, slashed .241/.397/.352...Tallied 13 walks, one home run and three doubles.
- Homered (two-run), June 17 vs. St. Louis, off RHP Adam Wainwright; his first home run since July 11, 2022 at Atlanta (215 plate appearances)...The longest home run drought of his career is 219 plate appearances, spanning August 11, 2019-July 21, 2021.

## MAJOR LEAGUE NOTES

- In **2022**, slashed .273/.351/.340 (81-for-297) in 102 games...He hit two home runs, 12 doubles and one triple, while recording 17 RBI and 33 runs...Established career-highs in games played, at-bats, hits, home runs, doubles, extra-base hits (15), RBI, runs and walks (34).

## CAREER HIGHS

Most Runs

**3, 5/30/22, NYM vs. WSH**

Most Hits

**3, 4x, last: 7/10/22, NYM vs. MIA**

Most Doubles

**2, 9/27/20, NYM at WSH**

Most Triples

**1, 2x, last: 6/24/, NYM at PHI**

Most Home Runs

**1, 5x, last: 6/17/23, NYM vs. STL**

Most RBI

**2, 7x, last: 6/17/23, NYM vs. STL**

Most Walks

**3, 2x, last: 4/14/23, NYM at OAK**

Most Stolen Bases

**1, 4x, last: 5/19/22, NYM vs. STL**

Longest Hitting Streak

**9 games, 8/9-9/16/22**

*A* Started 83 of New York's (NL) games during the regular season, making 61 starts at second base, 19 at third base and three at shortstop.

*A* Came off the bench in 19 contests, appearing 10 times as a defensive replacement, eight times as a pinch-hitter (1-for-6, walk) and once as a pinch-

runner...Slashed .268/.349/.339 (75-for-280) as a starter...Hit .353 (6-for-17) off the bench... Struck out in his lone plate appearance of the NL Wild Card Series, entering as a pinch-hitter in the seventh inning of Game 1 vs. San Diego...Stands as his only postseason action to date.

*A* Led all major leaguers – min. 80 plate appearances, with a .365 batting average (31-for-85) from the start of play on April 1 through May 31.

*A* Reached base safely in a career-best 18 consecutive games from April 17-May 22... Slashed .393/.460/.518 (22-for-56) with one home run, four doubles and seven walks over that span.

- In 2021, whiffed as often as he walked (23 walks, 23 strikeouts)...He was one of four players with at least 100 plate appearances to not strikeout more than they walked, along with Oakland's Tony Kemp (52 walks, 51 strikeouts), Chicago's (AL) Yasmani Grandal (87 walks, 82 strikeouts) and Washington's Juan Soto (145 walks, 93 strikeouts).

*A* Owned a .367 (18-for-49) batting average against right-handers; fifth-highest in the majors and second among National Leaguers, behind Atlanta's Freddie Freeman (.373) – minimum 50 plate appearances.

## MINOR LEAGUE NOTES

- **Awards:** 2015 South Atlantic League MVP (New York-NL)...2x Sterling Award recipient (2015 with Single-A Savannah and 2017 with Double-A Binghamton) – presented annually to the best player at each level of New York's (NL) farm system...2017 MiLB Organization All-Star (New York-NL)...2017 Eastern League Mid-Season All-Star (New York-NL)...2017 Eastern League Post-Season All-Star (New York-NL)...2017 Arizona Fall League Rising Star...2015 South Atlantic League All-Star (New York-NL).
- In 2019, slashed .307/.412/.452 (70-for-228) in 69 games for Triple-A Syracuse...Also saw 45 games worth of action with the major league club...He hit seven home runs and 12 doubles, while recording 32 RBI and 33 runs...Appeared in 30 games at second base, 26 at shortstop and 13 at third base.
- Slashed .304/.380/.417 (75-for-247) in 69 games for Triple-A Las Vegas...Also saw 35 games worth of action with the major league club...He hit three home runs, 15 doubles and two triples, while recording 33 RBI and 41 runs...Appeared in 54 games at shortstop, nine at second base and five at third base.

- In 2016, slashed .263/.332/.315 (116-for-441) in 123 games for High-A St. Lucie – where he spent the entire season...He hit one home run – the first of his professional career, 16 doubles and two triples, while recording 46 RBI and 47 runs... Appeared in 72 games at shortstop and 52 at second base.
- In 2015, was named the South Atlantic League's Most Valuable Player and was a Post-Season All-Star...Won the Mets Sterling Award, symbolic of the Most Valuable Player at Single-A Savannah, where he spent the entire season...Slashed .318/.391/.354 (142-for-446) in 122 games...He hit 16 doubles, while recording 55 RBI and 67 runs...Went 18-for-24 in stolen base attempts... Appeared in 120 games at shortstop.
- In 2014, slashed .283/.340/.324 (70-for-247) in 60 games (all at shortstop) – 57 with Rookie League-Kingsport and three with Single-A Savannah...He hit 10 doubles, while recording 17 RBI and 40 runs.
- In his debut season, 2014, appeared in 41 games (37 at shortstop) for New York's (NL) Gulf Coast League affiliate...Slashed .258/.337/.283 (41-for-159)...He hit four doubles, while recording 11 RBI and 22 runs.

## TRANSACTIONS

- Selected by the New York Mets in the 10th round of the 2013 MLB First-Year Player Draft from Coral Springs Charter School (Coral Springs, FL).
- On New York's (NL) 10-day Injured List (strained left hamstring) from August 1 to August 31, 2021, missing 28 games...Included a three-game rehabilitation stint with Triple-A Syracuse.
- On New York's (NL) 10-Day Injured List (left groin strain) from August 15 to September 12, 2022, missing 27 games...Included a four-game rehabilitation stint with Triple-A Syracuse.
- Optioned to Triple-A Syracuse on May 17, 2023... Recalled on June 9, 2023.
- On New York's (NL) 10-day Injured List (right calf strain) from July 22 to September, 18 2023, missing 52 games...Included a six-game rehabilitation stint between High-A Brooklyn and Double-A Binghamton.
- Signed a one-year, \$1.1 million contract with the Atlanta Braves on January 5, 2024.



# HAYDEN HARRIS

# 90

## LEFT-HANDED PITCHER

Full Name: **Hayden Lee Harris**

Bats: **Left**

Throws: **Left**

Height: **5-11**

Weight: **198**

DOB: **March 2, 1999**

Opening Day Age: **25**

Born: **Augusta, GA**

Resides: **Venice, FL**

MLB Debut: **N/A**

MLB Service Time: **0.000**

Acquired: **Signed as a non-drafted free agent on July 21, 2022**

Contract Status: **Signed through 2024**

**NON-ROSTER INVITEE**

## 2023

- Pitched at three levels in the Atlanta Braves organization in 2023, going 5-4 with a 4.10 ERA (27 ER/59.1 IP) in 40 games, with 24 walks and 91 strikeouts with Low-A Augusta, High-A Rome, and Double-A Mississippi.
- His 40 appearances were tied for fifth in the Braves organization.
- With Double-A Mississippi, went 3-2 with a 2.83 ERA (11 ER/35.0 IP) in 23 games, with 17 walks, and 50 strikeouts...Was promoted to the club on June 15.
  - *A* Earned first Double-A win on July 1 at Biloxi (3.0 IP, 3 H, 1 ER, 1 BB, 2 SO)...
- Was promoted to High-A Rome on May 9.
  - *A* With the club, played 10 games and pitched to a 2-1 record and a 3.94 ERA... Covered 16.0 innings, walked four and struck out 26.
- Began the 2023 season with Single-A Augusta, pitching in seven games for the GreenJackets (9 ER/8.1 IP)

## MINOR LEAGUE NOTES

- In his first professional season, 2022, pitched in six games for the FCL Braves, allowing three runs in 4.2 innings.

## AMATEUR

- Played five collegiate seasons with Georgia Southern...In his college career, made 95 appearances and pitched to an 8-7 record.
  - *A* Collegiately, owned a 5.30 ERA, 144.1 IP, 84 walks and 166 strikeouts.
  - *A* In 2019, posted a 3.24 ERA in 50.0 innings.
  - *A* Became the first Georgia Southern player to sign MLB contract since 2017.
  - *A* Attended Grovetown High School (GA), and was two-way player...Became the first athlete from the school to go on to Division I athletics.





# DAYSBEL HERNÁNDEZ

# 62

## RIGHT-HANDED PITCHER

Full Name: **Daysbel Hernández**

Bats: **Right**

Throws: **Right**

Height: **5-10**

Weight: **220**

DOB: **September 15, 1996**

Opening Day Age: **27**

Born: **Sandino, CU**

Resides: **Palmetto, FL**

MLB Debut: **July 23, 2023**

MLB Service Time: **0.071**

Acquired: **Signed as a non-drafted free agent, September 13, 2017**

Contract Status: **Signed through 2024**

## 2023

- Pitched in four games for Atlanta this season, each in relief, and posted a 7.36 ERA (3 ER/3.2 IP).

*A* From May 6–July 23, didn't allow a run across four levels: High-A Rome, Double-A Mississippi, Triple-A Gwinnett and Atlanta...Pitched 16 games and covered 18.2 innings within that span, while striking out 32 and walking five.

*A* Earned win in MLB debut on July 23 at MIL...The last Atlanta reliever to earn a win in his debut was Jesse Biddle, who beat the Mets on April 21, 2018...Hernández pitched 1.0 inning and struck out the side in his debut.

## MINOR LEAGUE NOTES

- Pitched at two levels in 2021, posting a combined 3-2 record with a 3.82 ERA (18 ER/42.1 IP) across 36 games with Double-A Mississippi and Triple-A Gwinnett.
- Did not pitch in 2020 or 2022.
- Spent the entire 2019 season with High-A Florida, pitching 35 games.
  - A* Led club in saves (7), wins (5, tied) and games (35, tied).
  - A* Struck out 70 hitters in 52.2 innings, an average of 12.0 strikeouts per 9.0 innings... Limited opponents to a .184 batting average.
  - A* Named the Fire Frogs' June Pitcher of the Month by the organization...Did not allow a run in six appearances, going 2-0 in 11.1 innings with four walks and 15 strikeouts.
- In his first professional season, 2018, combined to go 2-2 with a 4.50 ERA (19 ER/38.0 IP), 23 walks and 36 strikeouts in 21 relief appearances between Single-A Rome and High-A Florida.

## CAREER HIGHS

Most Innings Pitched

**1.0, 3x, last: 7/31/23, ATL vs. LAA**

Most Runs

**2, 7/25/23, ATL at BOS**

Most Earned Runs

**2, 7/25/23, ATL at BOS**

Most Hits Allowed

**2, 2x, last: 7/31/23, ATL vs. LAA**

Most Home Runs Allowed

**1, 7/25/23, ATL at BOS**

Most Walks

**1, 3x, last: 7/31/23, ATL vs. LAA**

Most Strikeouts

**3, 7/23/23, ATL at MIL**

Longest winning streak

**None**

Longest losing streak

**None**

## TRANSACTIONS

- Signed by the Atlanta Braves as a non-drafted free agent on September 13, 2017.
- On Atlanta's 15-day injured list (right forearm inflammation) from August 1 through the end of the 2023 season. .



# GRANT HOLMES

# 86

## RIGHT-HANDED PITCHER

Full Name: **Harrison Grant Holmes**

Bats: **Left**

Throws: **Right**

Height: **6-1**

Weight: **234**

DOB: **March 22, 1996**

Opening Day Age: **28**

Born: **Conway, SC**

Resides: **Conway, SC**

MLB Debut: **N/A**

MLB Service Time: **0.000**

Acquired: **Signed as a free agent, August 13, 2022**

Contract Status: **Signed through 2024**

**NON-ROSTER INVITEE**

## 2023

- Pitched solely for Triple-A Gwinnett in 2023, contributing a 7-3 record and a 3.54 ERA (24 ER/61.0 IP)...Struck out 74 and walked 26.
  - 🏆 Named a MiLB.com Organization All-Star.
- Set career highs and led the team in games (50) and saves (13)...Led all Stripers relievers in strikeouts (74).
  - 🏆 His 13 saves (13-for-17, 76.5%) were fourth-most in the league.
  - 🏆 Went 11-for-11 in save attempts from June 6-August 27, posting a 0.79 ERA (1 ER/11.1 IP) during Gwinnett's longest saves streak of 2023.
- Logged a team-best nine-game scoreless streak from April 11-May 3, going 2-0 in that span... Had eight-game scoreless streak from August 26-September 13, going 2-0 with three saves.

## MINOR LEAGUE NOTES

- **Awards:** Midwest League Midseason All-Star (2015); Texas League Pitcher of the Week (July 30, 2017).
- In 2022, pitched for three different minor league teams throughout the Oakland and Atlanta organizations...Separately, went 1-2 with Triple-A Las Vegas before joining the Braves system.
- Pitched the entire 2021 season for Triple-A Las Vegas and saw more relief appearances (29) than starts (7) for first time in career.
  - 🏆 Set a career high for games (36)...His 9.63 SO/9.0 IP ranked eighth in the Triple-A West (min. 60.0 IP).
- Was in Oakland's 60-man player pool in 2020, also spending time on the Taxi Squad later in the season.

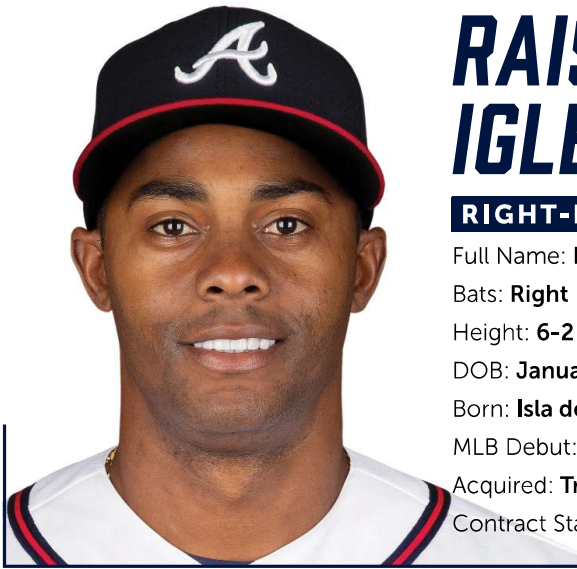
## AMATEUR

- Named the Gatorade Player of the Year in South Carolina following his senior year in 2014.

## TRANSACTIONS

- Selected by the Los Angeles Dodgers in the first round (22nd overall) of the 2014 June draft (Conway High School, SC).
- On August 1, 2016, traded by the Dodgers to the Oakland Athletics along with RHP Frankie Montas and RHP Jharel Cotton for OF Josh Reddick and RHP Rich Hill.
- Signed by the Atlanta Braves as a minor league free agent on August 13, 2022.





# RAISEL IGLESIAS

# 26

## RIGHT-HANDED PITCHER

Full Name: **Raisel Iglesias**

Bats: **Right**

Throws: **Right**

Height: **6-2**

Weight: **190**

DOB: **January 4, 1990**

Opening Day Age: **34**

Born: **Isla de la Juventud, Cuba** Resides: **Miami, FL**

MLB Debut: **April 12, 2015**

MLB Service Time: **8.154**

Acquired: **Trade with Los Angeles (AL), August 2, 2022**

Contract Status: **Signed through 2025**

## 2023

- **Awards:** National League Reliever of the Month (August).
- In his first full season with the Braves, appeared in 58 games and went 33-for-37 in save opportunities...Pitched to a 2.75 ERA (17 ER/55.2 IP).
- Had a 17.0-inning scoreless streak snapped on September 3 when the automatic runner scored in extra innings...Iglesias' streak was the longest in Major League Baseball.
- Dating to September 2022, Iglesias was one of seven MLB relievers to pitch to a 0.00 ERA in two separate months (min. 10 games).
  - *A* Did so in September 2022 and August 2023...Bryan Abreu (HOU), Jake Diekman (CWS, TB), Brusdar Graterol (LAD), Sam Hentges (CLE), Tim Mayza (TOR) and Hoby Milner (MIL) also did so.
- Was named National League Reliever of the month for August after he pitched 13 scoreless appearances within the month.
  - *A* In 13.0 innings, struck out 17, walked four and allowed only seven hits.
- On May 10, allowed a home run for the first time since June 12, 2022 with the Angels – a homerless span of 45 games and 42.2 innings.
  - *A* Marked the fifth-longest active homerless streak by a reliever in the majors.
- From September 11-12, suffered blown saves in consecutive appearances for first time in his professional career.
  - *A* Had converted 20 straight save opportunities, which was the longest active streak in the National League and second-longest in MLB.

## CAREER HIGHS

Most Innings Pitched

**8.0, 5/13/15, CIN vs. ATL**

Most Runs

**5, 3x, last: 9/8/15, CIN vs. PIT**

Most Earned Runs

**5, 3x, last: 9/8/15, CIN vs. PIT**

Most Hits Allowed

**9, 5/30/15, CIN vs. WSH**

Most Home Runs Allowed

**2, 5x, last: 6/24/23, ATL at CIN**

Most Walks

**4, 7/21/15, CIN vs. CHC**

Most Strikeouts

**13, 8/23/15, CIN vs. ARI**

Longest winning streak

**3 decisions, 2x, last: 5/16-6/11/21**

Longest losing streak

**7 decisions, 8/24/18-4/15/19**

## MAJOR LEAGUE NOTES

- **Awards:** All-MLB Second Team (2021); American League Reliever of the Month (July 2021); National League Reliever of the Month (August 2023)
- His 190 career saves rank sixth among active players... Kenley Jansen (420), Craig Kimbrel (417), Aroldis Chapman (321), Mark Melancon (262) and Edwin Diaz (205) are the only active pitchers with more.



- In 2022, compiled a 2-6 record with a 2.47 ERA (17 ER/62.0 IP) in 67 relief appearances with 17 saves and 15 holds between Atlanta and Los Angeles (AL).
  - *A* Opened the season with the Angels, before Atlanta acquired him at the trade deadline in exchange for LH Tucker Davidson and RH Jesse Chavez.
- Allowed just one earned run in 28 relief appearances after becoming a member of the Braves.
  - *A* His 0.34 ERA from the trade deadline through the end of the season was the lowest in baseball (min. 20 appearances).
  - *A* Also dating to the trade deadline, Iglesias led the National League with a 41.7% chase rate (swings out of the zone)...He trailed only Cleveland's Emmanuel Clase.
  - *A* Tied with teammate A.J. Minter for the most appearances out of Atlanta's bullpen dating to his first outing on August 5.
- Iglesias and Milwaukee's Devin Williams were the only pitchers in the majors in 2022 to record at least 15 saves and 15 holds on the season.
- In 34 appearances in his home ballpark in 2022, allowed just three earned runs over 31.2 innings (0.85 ERA)...Opponents batted .179/.227/.277 and produced a .504 OPS.
- Leads the majors with 37 saves of four-plus outs since 2017.
- One of five Reds relievers to post 28+ saves in three straight years, along with John Franco, Danny Graves, Francisco Cordero and Aroldis Chapman.
- Won the 2017 Johnny Vander Meer Award, which is presented to the Reds Most Outstanding Pitcher, in vote by Cincinnati chapter of BBWAA.
- Was named the Reds Opening Day starter in 2016.
  - *A* Has made 21 starts in his major league career, pitching exclusively out of the bullpen since 2017.
- Made his major league debut on April 12, 2015 vs. St. Louis, and became the eighth player in Reds history to reach the majors without playing a minor league game.
  - *A* Fanned the second batter he faced in the majors, Jason Heyward, to collect his first career strikeout.
  - *A* Pitched the first three seasons of his professional career in the Cuban National Series, before joining the Reds in July of 2014.
  - *A* Earned his first major league win May 13, 2015 vs. Atlanta.
  - *A* Recorded his first career save on August 9, 2016 at St. Louis.

## MINOR LEAGUE NOTES

- Has pitched in just nine career minor league games, making eight starts...Has not appeared in the minors since 2016 with Double-A Pensacola.
- Signed with Cincinnati on a major league deal from the Cuban National Series, and debuted directly with the Reds in 2015.
  - *A* Was optioned following his debut, and made six starts for Triple-A Louisville during his first season with Cincinnati.

## PERSONAL

- Pitched three seasons in Cuban National Series for hometown Toronjeros de Isla de la Juventud...
- Left Cuba with his brother in November of 2013... Became eligible to sign a major league contract after he established residency in Haiti.
- Played in the Arizona Fall League in 2014, marking his first game action in the United States.
  - *A* Made seven appearances for Surprise and worked seven scoreless innings.
- Pitched for Cuba in 2013 World Baseball Classic.
- Raisel and his wife, Yanet, have two children, Oliver and Isabella.

## TRANSACTIONS

- Signed by Cincinnati as a non-drafted free agent on June 27, 2014.
- On Cincinnati's injured list (left oblique strain), from May 31 to July 11, 2015; included an injury rehabilitation assignment to Triple-A Louisville.
- On Cincinnati's injured list (right rotator cuff strain), from April 26 to June 21, 2016; included an injury rehabilitation assignment to Double-A Pensacola.
- On Cincinnati's injured list (left biceps strain), from May 20 to May 30, 2018.
- Signed by the Cincinnati Reds to a three-year major league contract on November 21, 2018.
- Acquired by the Los Angeles Angels along with cash consideration from the Cincinnati Reds in exchange for RHP Noe Ramirez and a player to be named later (INF Leonardo Rivas) on December 7, 2020.
- Signed by the Los Angeles Angels to a four-year major league contract on April 1, 2022.
- Acquired by the Atlanta Braves from the Los Angeles Angels in exchange for LHP Tucker Davidson and RHP Jesse Chavez on August 2, 2022.
- On Atlanta's 15-day injured list (right shoulder strain) from March 27 to May 5, 2023; included a rehabilitation assignment with Gwinnett (AAA).



# JOE JIMÉNEZ

# 77

## RIGHT-HANDED PITCHER

Full Name: **Joe Alexander Jiménez**

Bats: **Right**

Throws: **Right**

Height: **6-3**

Weight: **277**

DOB: **January 17, 1995**

Opening Day Age: **29**

Born: **San Juan, Puerto Rico**

Resides: **Davenport, FL**

MLB Debut: **April 13, 2017**

MLB Service Time: **6.061**

Acquired: **Trade with Detroit, December 7, 2022**

Contract Status: **Signed through 2027**

## 2023

- In 59 games for the Braves, pitched to a 3.04 ERA (19 ER/56.1 IP).
- From May 20–August 28, held opponents homerless over 33 games and 32.2 innings.
  - *A* At the time, was the sixth-longest active streak in Major League Baseball.
  - *A* Pitched to a 1.65 ERA in that span, with 42 strikeouts against 10 walks.
- From May 27–August 28, logged a 1.20 ERA (4 ER/30.0 IP) in 30 games.
  - *A* Among National League pitchers with as many appearances in that timeframe, his ERA ranked third behind Hoby Milner (MIL, 1.06) and Brusdar Graterol (LAD, 1.09).
- His Whiff Rate (32.2%), Strikeout Rate (30.7%) and Walk Rate (5.9%) each finished in the top 15 percent of pitchers.
- Posted the best ERA of his career (3.04).

## MAJOR LEAGUE NOTES

- **Awards:** AL All-Star (2018)
- In 2022, his 12.23 strikeouts per 9.0 innings ranked fifth in the American League among pitchers with at least 50.0 innings, and his 1.4 fWAR for the season matched his career high.
  - *A* Fanned 33.3% of the batters he faced, which ranked in the top five percent of the majors.
- Before joining the Braves in the 2023 offseason, pitched his entire professional career in the Tigers organization, going 19-19 with a 5.24 ERA (155 ER/266.0 IP) and 333 strikeouts in 297 career games in the majors.
  - *A* Has 20 career saves, including a career-most nine in 2019.

## CAREER HIGHS

Most Innings Pitched

**2.0, 4x, last: 7/9/23, ATL at TB**

Most Runs

**5, 9/6/17, DET vs. KC**

Most Earned Runs

**5, 9/6/17, DET vs. KC**

Most Hits Allowed

**5, 9/6/17, DET vs. KC**

Most Home Runs Allowed

**2, 4x, last: 9/12/23, ATL at PHI**

Most Walks

**4, 4/17/21, DET at OAK**

Most Strikeouts

**3, 23x, last: 8/28/23, ATL at COL**

Longest winning streak

**7 decisions, 7/17/21-7/2/22**

Longest losing streak

**5 decisions, 8/5/22-Pres.**

- Earned the only All-Star selection of his career in 2018, when he went 5-4 with a 4.31 ERA (30 ER/62.2 IP).
  - *A* Tossed a scoreless 0.1 innings and earned a hold in the game, striking out the only batter he faced...At 23 years old, he was the youngest Tigers All-Star since 1992, when Travis Fryman was selected to the All-Star Team at the age of 23.

- Picked up his first career win on April 5, 2018 at CWS, pitching 1.0 scoreless inning in relief.
  - *A* Began the season by not allowing an earned run in his first 10 appearances from March 30-April 22, tossing 9.2 innings.
  - *A* Earned his first career save on June 2 vs. Toronto, pitching a perfect ninth inning.
  - *A* Made 46 appearances prior to the All-Star break, the fifth-most in franchise history and the most since C.J. Nitkowski pitched in 47 games before the All-Star break in 1999.
- Became the first Tigers closer to ever record four saves in the club's opening six games of a season when he did so for Detroit in 2020.
- Established single-season career highs with nine saves and 82 strikeouts in 2019.
  - *A* Posted 12.37 strikeouts per nine innings, which ranked seventh among American League relievers (min. 59.0 IP) and established his single-season career high
  - *A* Moved to the closer role following the trade of Shane Greene and successfully converted nine-of-10 save opportunities in August and September.
- Made his major league debut, April 13, 2017 vs. Minnesota, and pitched 1.0 scoreless inning.
  - *A* Fanned OF Byron Buxton for his first career strikeout.

## MINOR LEAGUE NOTES

- Selected to participate in the Sirius XM All-Star Futures Game in 2015 at Great American Ball Park in Cincinnati, and again in 2016 at PETCO Park in San Diego.
  - *A* Threw 0.2 scoreless innings with one strikeout in 2015, while he tossed 0.1 shutout innings in 2016.
- Named the Tigers Minor League Pitcher of the Year in both 2015 and 2016.
- Selected to Baseball America's Minor League All-Star Team and named a Florida State League midseason All-Star in 2016, when he converted 30-of-31 save chances.
- Was named a Midwest League Mid-Season All-Star with West Michigan in 2015, and finished fifth in the league with 17 saves.

## TRANSACTIONS

- Signed by the Detroit Tigers as a non-drafted free agent on June 24, 2013; signed by Rolando Casanova and German Geigel.
- On Detroit's injured list (COVID-19), September 7 to September 22, 2021.
- On Detroit's injured list (right lumbar spine strain), September 24 through the end of the 2022 season.
- Acquired by the Atlanta Braves along with cash considerations from the Detroit Tigers in exchange for OF Justyn-Henry Malloy and LHP Jake Higginbotham on December 7, 2022.
- On the paternity list from April 26-29, 2023.
- Signed by Atlanta to a three-year major league contract on November 2, 2023.







# PIERCE JOHNSON

# 38

## RIGHT-HANDED PITCHER

Full Name: **Pierce William Johnson**

Bats: **Right**

Throws: **Right**

Height: **6-2**

Weight: **200**

DOB: **May 10, 1991**

Opening Day Age: **32**

Born: **Denver, CO**

Resides: **Arvada, CO**

MLB Debut: **May 19, 2017**

MLB Service Time: **4.137**

Acquired: **Trade with Colorado, July 24, 2023**

Contract Status: **Signed through 2025 (club option for 2026)**

## 2023

- Set career highs in appearances (67), innings pitched (62.2), strikeouts (90) and saves (13) split between 43 games with Colorado and 24 games with Atlanta.
  - Acquired by Atlanta from Colorado on July 24 in exchange for minor-league pitchers RHP Tanner Gordon and RHP Victor Vodnik.
- Pitched to an 0.76 ERA (2 ER/23.2 IP) after debuting for Atlanta on July 26...Among pitchers with at least 20 outings in that time, his ERA ranked third in the National League sixth in the majors.
  - In Johnson's 24 games with the Braves, he posted his lowest ERA in any 24-game span in his entire career...Also walked the fewest batters (5) out of any 24-game span.
- Had the highest curveball percentage among MLB relievers (58.9%).
- According to Fangraphs, finished the year with a lower expected ERA (3.88) than traditional ERA (4.02).
  - Per Statcast, his Strikeout Percentage ranked in the 96th percentile league-wide...His Whiff Rate and Chase Rate ranked in the 91st and 90th percentiles, respectively.
- On October 25, 2023, signed a two-year contract with Atlanta worth \$14.25 million, with a \$7 million club option for 2026 that includes a \$250,000 buyout.

## CAREER HIGHS

Most Innings Pitched

**3.0, 5/27/18, SF at CHC**

Most Runs

**6, 5/9/18, SF at PHI**

Most Earned Runs

**6, 5/9/18, SF at PHI**

Most Hits Allowed

**5, 5/27/18, SF at CHC**

Most Home Runs Allowed

**2, 5/25/23, COL vs. MIA**

Most Walks

**3, 5/9/18, SF at PHI**

Most Strikeouts

**4, 2x, last: 9/11/23 (2), ATL at PHI**

Longest winning streak

**2 decisions, 2x, last: 6/17-8/10/21**

Longest losing streak

**4 decisions, 9/29/22-6/8/23**

## MAJOR LEAGUE NOTES

- Spent most of the 2022 season on San Diego's 60-day injured list with right forearm tendinitis (April 21-September 10).
- In 2021 with San Diego, his 11.59 SO/9 ratio ranked 11th among all National League relievers (min. 50.0 IP)...Struck out multiple batters in 25 of his 63 outings.

- Was scoreless in 17 of his first 20 outings of the 2021 season in April and May, posting a 2.70 ERA (16.2 IP, 5 ER) with three of his five earned runs coming April 24 at LAD.
  - Posted the longest scoreless appearance streak in the San Diego bullpen with 13 from July 11-August 13...The 12.1 scoreless innings over that stretch marked the fifth longest in the Padres' pen in 2021.
- In 2020, went 3-1 with a 2.70 ERA (20.0 IP, 6 ER), nine walks and 27 strikeouts in his first season with San Diego.
  - His 1.38 ERA and .163 opponent average at Petco Park ranked third among MLB pitchers (min. 15 home appearances).
  - Tied for the most outings on the club (24).
- Spent the 2019 season in Japan as a member of the Hanshin Tigers of Nippon Professional Baseball, earning NPB All-Star honors after posting a 1.38 ERA (9 ER/58.2 IP) in 58 appearances.
  - Struck out 91 of 224 batters faced and walked only 13 for a 7.00 K/BB ratio.
  - Ranked second among Central League relievers in strikeouts, ERA, and holds (40).
- Made his first-career Opening Day roster in 2018 as a member of the Giants and posted a 5.56 ERA (43.2 IP, 27 ER) in 37 appearances across five stints on the active roster.
  - Earned his first Major League win on April 30 vs. San Diego, tossing a scoreless ninth inning.
- Made his major league debut with the Cubs on May 19 vs. Milwaukee, allowing two unearned runs in a sixth inning that was interrupted by a nearly two-hour rain delay (1:59).

## POSTSEASON

- Has made 11 postseason appearances in his career, eight with San Diego and three with Atlanta...Altogether, is decisionless and owns a 1.64 ERA (2 ER/11.0 IP).
- Appeared in three postseason games with San Diego in 2022, the Wild Card Game and two Division Series games.
  - Held his opponents scoreless through 4.1 innings while allowing just two hits and fanning six.
- In the 2020 postseason, became the third Padre to pitch in five-or-more consecutive postseason games, joining Brian Boehringer (five games in 1998) and Trevor Hoffman (seven games spanning 1996 and 1998, five of which were in '98).

## MINOR LEAGUE NOTES

- Switched to the bullpen on July 26, 2016, and posted a 3-0 record and 3.22 ERA (8 ER/22.1IP) across 11 outings.
- Entered the 2015 season as the Chicago Cubs' No. 9 prospect, according to Baseball America.
  - After missing most of the first half of the season with a back strain, posted a 6-2 record with a 2.08 ERA (22 ER/95.0IP) in 16 starts with Double-A Tennessee...Held opponents to a .223 average (76-for-341).
- In 18 games (17 starts) at Double-A in 2014, posted a 5-4 record with a 2.55 ERA (26 ER/91.2 IP), 54 walks and 91 strikeouts
- Made 23 appearances (21 starts) combined between Single-A Kane County and High-A Daytona in 2013.
  - Earned Cubs Pitcher of the Month for August after going 3-0 with a 1.02 ERA in four games.

## AMATEUR

- Graduated from Faith Christian Academy in Arvada, Colo., where he was a three-year varsity starter for the Eagles.
- Attended Missouri State University in Springfield, Mo., where he set the school's single-season record with 119 (second in the Missouri Valley Conference) while also ranking third in the MVC in ERA (2.53).

## TRANSACTIONS

- Selected by Chicago (NL) in the Compensation-A round of the 2012 First-Year Player Draft.
- Claimed off waivers by San Francisco, September 20, 2017.
- Signed by San Diego as a major league free agent, December 23, 2019.
- On San Diego's injured list (right adductor groin strain) from March 29 to April 14, 2021.
- On San Diego's injured list (right triceps inflammation) from June 18 to June 28 2021.
- On San Diego's 60-day injured list (right forearm tendinitis) from April 22 to September 10, 2022.
- Signed by Colorado as a major league free agent, December 13.
- Acquired by Atlanta from Colorado on July 24, 2023 in exchange for minor-league right-handers Tanner Gordon and Victor Vodnik.
- Signed by Atlanta to a two-year contract worth \$14.25 million, with a \$7 million club option for 2026 that includes a \$250,000 buyout on October 25, 2023.



# JARRED KELENIC

# 24

## OUTFIELDER

Full Name: **Jarred Robert Kelenic**

Bats: **Left**

Throws: **Left**

Height: **6-1**

Weight: **206**

DOB: **July 16, 1999**

Opening Day Age: **24**

Born: **Waukesha, WI**

Resides: **Waukesha, WI**

MLB Debut: **May 13, 2021**

MLB Service Time: **1.169**

Acquired: **Trade with Seattle, December 3, 2023**

Contract Status: **Signed through 2024**

## 2023

- 24-year-old Jarred Kelenic completed his third major league season (all with Seattle), posting a slash line of .253/.327/.419 (94-for-372) in 105 games...He hit 11 home runs, 25 doubles and two triples, while recording 49 RBI and 44 runs...Went 13-for-18 in stolen base attempts.

*A* Established career-highs in games, runs, hits, doubles, triples, stolen bases, walks (41), batting average, on-base percentage, slugging percentage and total bases (156).

- Made his second career Opening Day roster (both with Seattle)...Started as Seattle's designated hitter in their 2022 season opener... Started in left field in 2023.
- Started 98 of Seattle's games during the regular season, making 72 starts in left field, 18 in right field, six in center field and two as the club's designated hitter...Appeared six times as a pinch-hitter (1-for-5, walk) and once as a defensive replacement.
- Has been traded twice on the same date: December 3 – first in 2018 from New York (NL) to Seattle and again in 2023 from Seattle to Atlanta.

*A* Acquired by the Atlanta along with LHP Marco Gonzales and 1B Evan White in exchange for RHP Cole Phillips (minors) and RHP Jackson Kowar.

*A* On December 5, Gonzales was traded to Pittsburgh for a player to be named later... On December 8, White, along with LHP Tyler Thomas (minors) were traded to Los Angeles (AL) in exchange for INF David Fletcher and C Max Stassi.

- Hit a solo home run, April 12 at Chicago (NL) off RHP Julian Merryweather...Per statcast, the blast traveled 482 feet.

## CAREER HIGHS

Most Runs

**3, 2x, last: 5/15/23, SEA at BOS**

Most Hits

**3, 5x, last: 5/22/23, SEA vs. OAK**

Most Doubles

**2, 3x, last: 9/19/21, SEA at KC**

Most Triples

**1, 4x, last: 6/18/23, SEA vs. CWS**

Most Home Runs

**2, 2x, last: 9/29/22, SEA vs. TEX**

Most RBI

**4, 2x, last: 9/17/21, SEA at KC**

Most Walks

**4, 9/22/23, SEA at TEX**

Most Stolen Bases

**2, 4/28/23, SEA at TOR**

Longest Hitting Streak

**10 games, 4/5-4/16/23**

- *A* It stands as the longest home run of his career and the longest by any Seattle player, since tracking began in 2015, including postseason...Over the same span, it's the longest regular season home run hit at Wrigley Field...It was also the fifth-longest home run, by any player, during the 2023 season.



- Homered in four consecutive games, April 10-11, 12 at Chicago (NL) – April 14 vs. Colorado; the longest such streak of his career and first four-game run by a Seattle player since Tom Murphy (2019).
  - *A* At 23 years-272 days-old, he became the youngest player in Mariners franchise history to have a home run streak of at least four games since Hall-of-Famer Ken Griffey Jr. had an eight-game streak during his age-23 season in 1993.
- Hit safely in a career-best 10 consecutive games, spanning April 5-16...Slashed .441/.500/.912 (15-for-34) over the stretch with four home runs and four doubles.
- Stole a pair of bases, April 28 at Toronto; his lone career game with multiple stolen bases to date.
- Reached safely in each of his five trips to the plate, September 22 at Texas (double, four walks)...At 24 years-68 days-old, he became the third-youngest player in Mariners franchise history to draw at least four walks in a game, bested by Hall-of-Famer Ken Griffey Jr. (23 years-189 days) in 1993 and Danny Tartabull (23 years-307 days) in 1986.

## MAJOR LEAGUE NOTES

- In **2022**, slashed .141/.221/.313 (23-for-163) in 54 games...He hit seven home runs, five doubles and one triple, while recording 17 RBI and 20 runs...Went 5-for-7 in stolen base attempts.
  - *A* Started 42 of Seattle's games during the regular season, making 20 starts in right field, 19 in center field and three in left field...Appeared in all five of the club's postseason games over the ALWC series and ALDS rounds, making four starts – all in left field...Went 2-for-4 in Game 1 of the ALDS at Houston, collecting his first career postseason hit (single) off RHP Justin Verlander...Entered Game 2 of the ALDS at Houston as a pinch-hitter (flyout)...Stands as his only postseason action to date.
- Hit a pinch-hit, go-ahead, two-run home run, May 6 vs. Tampa Bay, off RHP Ryan Thompson...Marked his first career pinch-hit home run and second go-ahead shot in the seventh inning-or-later, also: August 5 2021 at New York (AL).
- Recorded four outfield assists – two in right field and two in center field.
- Hit a pair of home runs (two-run, solo), September 29 vs. Texas; his second career multi-homer game, also: September 17, 2021 at Kansas City,
  - Made his major league debut at the age of 21, May 13 vs. Cleveland...Batted leadoff and started in left field...Went 0-for-4.
    - *A* The following day, went 3-for-4, collecting his first career hit/home run (two-run), May 14 at Cleveland, off RHP Aaron Civale.
    - *A* Also hit a pair of doubles in the contest...Became the 10th player in franchise history to homer as their first career hit...Became the 18th player in MLB history (first in franchise history) with at least three extra-base hits in a game, within their first two career appearances.
    - *A* At 21 years-302 days-old, became the youngest American Leaguer with at least three extra-base hits from the leadoff position since Hall-of-Famer Rickey Henderson (20 years-256 days-old), September 7, 1979 vs. Chicago (AL).

## MINOR LEAGUE NOTES

- **Awards:** 2x Futures Game Selection (2019 and '21 with Seattle)...2x MiLB.com Organization All-Star (2018 with New York-NL and 2019 with Seattle)... Named the 2019 Ken Griffey Jr. Minor League Hitter of the Year – presented annually to the best hitter in Seattle's farm system...2019 Baseball America Minor League All-Star (Seattle)... Appalachian League Player of the Week (8/26/2018).
- Began 2021 ranked No. 4 on the MLB Pipeline.com Top 100 Prospects List entering the year... Ranked No. 4 by Baseball America and No. 6 by Baseball Prospectus.
  - *A* Slashed .320/.392/.624 (40-for-125) in 30 games for Triple-A Tacoma...Also saw 93 games worth of action with the major league club...He hit nine home runs, nine doubles and one triple, while recording 28 RBI and 29 runs...Received his first big league call up on May 13.
  - *A* Participated in the 2021 Futures Game during All-Star Week at Coors Field in Colorado...Started the game in left field, batted third (0-for-1).
- In 2020, was ranked No. 11 on the MLB Pipeline.com Top 100 Prospects List entering the year... Ranked No. 11 by Baseball America and No. 7 by Baseball Prospectus.
- In 2019, was ranked No. 56 on the MLB Pipeline.com Top 100 Prospects List entering the year... Ranked No. 68 by Baseball America and No. 63 by Baseball Prospectus.

- A* In his first full professional season, spent time at three levels: 50 games with Single-A West Virginia (April 4–May 28), 46 games with High-A Modesto (May 29–July 5) and 21 games with Double-A Arkansas (July 6 to season’s end).
- A* In total, slashed .291/.364/.540 (129-for-443) in 117 games ...He hit 23 home runs, 31 doubles and five triples, while recording 68 RBI and 80 runs...Went 20-for-27 in stolen base attempts...Recorded 35 multi-hit games, including seven three-hit games and a career-high four hits, April 16 vs. Lakewood...Had three multi-homer games.
- A* Was one of 10 minor leaguers, across all levels, to record at least 20 home runs and 20 stolen bases.
- A* At the time of his promotion to High-A (through May 28), ranked second in OPS (.955); third in extra-base hits (26); third in total bases (106); tied for fourth in hits (57); fifth in home runs (10) and slugging percentage (.564).

## AMATEUR

- Selected in the first round (6th) by the New York Mets in the 2018 MLB First-Year Player Draft from Waukesha, HS (Waukesha, WI).
  - A* Became the seventh Wisconsin native ever selected in the first-round...There has since been an eighth – INF Noah Miller (36th overall by MIN in 2021)...Of the eight Wisconsin natives to be selected in the first-round, Kelenic and Los Angeles’ (NL) Gavin Lux (20th overall in 2016) are the ones to reach the majors.
- Ranked fourth nationally in the final 2018 Perfect Game class rankings.
- Played in the 2017 Under Armour All-American Game...2017 Perfect Game All-American Classic...2017 Perfect Game National Showcase...2016 Perfect Game Underclass All-American Games...2016 Perfect Game Junior National Showcase.

## TRANSACTIONS

- Selected by the New York Mets in the first round (6th) of the 2018 MLB First-Year Player Draft from Waukesha, HS (Waukesha, WI).
- Acquired by the Seattle Mariners, along with RHP Gerson Baustista, OF Jay Bruce, RHP Justin Dunn and RHP Anthony Swarzak from the New York Mets on December 3, 2018, in exchange for INF Robinson Canó, RHP Edwin Díaz and cash.
- Recalled from Triple-A Tacoma three separate times during the 2022 season – first on May 13 (date of his MLB debut) and again on August 10 and September 21...Appeared in a total of 54 MLB games.
- On Seattle’s 10-day Injured List (left foot fracture) from July 20 to September, 11 2023, missing 48 games...Included a 10-game rehabilitation stint with Triple-A Tacoma.
- Acquired by the Atlanta Braves, along with LHP Marco Gonzales and 1B Evan White from the Seattle Mariners on December 3, 2023, in exchange for RHP Cole Phillips (minors) and RHP Jackson Kowar.





# RAY KERR

# 58

## LEFT-HANDED PITCHER

Full Name: **Raymond Alexander Kerr**

Bats: **Left**

Throws: **Left**

Height: **6-3**

Weight: **185**

DOB: **September 10, 1994**

Opening Day Age: **29**

Born: **Sacramento, CA**

Resides: **Reno, NV**

MLB Debut: **April 24, 2022**

MLB Service Time: **0.109**

Acquired: **Trade with San Diego, December 15, 2023**

Contract Status: **Signed through 2024**

## 2023

- Split the season between the Padres and their Triple-A affiliate, El Paso...Appeared in 22 games with the Padres (4.33 ERA) and 36 games with the Chihuahuas (2.25 ERA).
  - At the major league level, held left-handed hitters to a .161 batting average (5-for-31).
  - Struck out 35 and walked nine.
- Was acquired by the Braves from the San Diego Padres on December 15, 2023, along with DH Matt Carpenter and cash considerations in exchange for minor-league OF Drew Campbell.

## MAJOR LEAGUE NOTES

- Has pitched 29 games in the majors leagues, recording a 5.06 ERA (20 ER/32.0 IP) with 38 strikeouts and 13 walks.
- Spent the majority of the 2022 season with Triple-A El Paso in San Diego's system, making a career-high 46 appearances for the Chihuahuas and tying his career high with five wins.
  - Made his major league debut with the Padres on April 24 vs. LAD, retiring all 3 batters he faced on 10 pitches in the ninth inning of SD's 10-2 defeat.
  - Had four separate stints with the big league club, going scoreless in four of his seven appearances.
  - Major League lefties were 0-for-5 against Kerr, while righties hit .273 (3-for-11).
  - In Triple-A, posted a 5.08 ERA (25 ER/44.1 IP) in 46 relief appearances...Lefties hit .219 (12-for-56) against him and righties went .297 (33-for-111).

## CAREER HIGHS

Most Innings Pitched

**2.1, 2x, last: 9/11/23, SD at LAD**

Most Runs

**3, 6/19/23, SD at SF**

Most Earned Runs

**2, 5x, 8/11/23, SD at ARI**

Most Hits Allowed

**4, 8/8/23, SD at SEA**

Most Home Runs Allowed

**1, 6x, last: 9/30/23, SD at CWS**

Most Walks

**3, 2x, last: 8/2/23, SD at COL**

Most Strikeouts

**6, 8/2/23, SD at COL**

Longest winning streak

**None**

Longest losing streak

**None**

## MINOR LEAGUE NOTES

- Split the 2021 season between Arkansas (AA) and Tacoma (AAA), going a combined 2-1 with 5 saves and a 3.18 ERA (14 ER/39.2 IP) across 36 appearances (1 start).
  - Began the season with Double-A Arkansas and went 2-1 with a 2.83 ERA (9 ER, 28.2 IP), two holds and three saves in six save opportunities.



- Posted a 43-to-10 SO/BB ratio and limited hitters to a .176 AVG along with a 0.98 WHIP.
- Spent the bulk of the season with High-A Modesto.
  - Among California League leaders, he ranked T-6th in walks (51), T-14th in saves (4) and T-18th in appearances (35).
  - Averaged 9.29 SO/9 IP...Struck out at least one batter in 32 of 36 appearances, including a season-high 6 batters on May 31 vs. Visalia.

## AMATEUR

- Graduated from Hug (NV) High School in 2013... attended Mendocino College in 2014 before transferring to Lassen Community College (2016-17).

## TRANSACTIONS

- Signed by the Seattle Mariners as a non-drafted free agent on August 22, 2017.
- Acquired by San Diego from Seattle along with OF Corey Rosier in exchange for INF Adam Frazier, November 27, 2021.
- Acquired by the Braves from the San Diego Padres on December 15, 2023, along with DH Matt Carpenter and cash considerations in exchange for minor-league OF Drew Campbell.





# DYLAN LEE



## LEFT-HANDED PITCHER

Full Name: **Dylan Ryan Lee**

Bats: **Left**

Throws: **Left**

Height: **6-3**

Weight: **214**

DOB: **August 1, 1994**

Opening Day Age: **29**

Born: **Visalia, CA**

Resides: **Fort Lauderdale, FL**

MLB Debut: **October 1, 2021**

MLB Service Time: **1.150**

Acquired: **Signed as a free agent, April 15, 2021**

Contract Status: **Signed through 2024**

## 2023

- Limited by injury to 31 games in 2023, 24 with Atlanta and seven with Triple-A Gwinnett.

- A* Placed on the 15-day injured list on May 17, 2023, with left shoulder inflammation.

- A* Was subsequently transferred to the 60-day injured list on June 30.

- Pitched to a 4.18 ERA (11 ER/23.2 IP) major league ERA, going 1-0.
- Among pitchers with at least 20 games, Lee's 70.1% Strike Rate finished as the second-highest in the National League and the seventh-highest in baseball.
- Did not allow an earned run in any of his first 11 games this season, striking out 12 and walking three.
  - A* In that time, allowed one unearned run and allowed opponents to hit just .111 off him.

## MAJOR LEAGUE NOTES

- Is 5-1 with a 2.13 ERA in two major-league seasons with Atlanta.
- Made his major league debut on October 1, 2021 against New York (NL) and appeared in two games with Atlanta.
- His 18 runs allowed are tied for the fifth fewest to start a career in Braves franchise history (min 48 appearances).
- In his second major league season, 2022, went 5-1 with a 2.13 ERA in 46 appearances out of Atlanta's pen.
  - A* His 31 inherited runners were tied for the second most in the National League on the year dating to his first appearance with Atlanta.

## CAREER HIGHS

Most Innings Pitched

**2.2, 2x, last: 5/10/23, ATL vs. BOS**

Most Runs

**3, 3x, last: 9/6/23, ATL vs. STL**

Most Earned Runs

**3, 8/10/22, ATL at BOS**

Most Hits Allowed

**6, 5/16/23, ATL at TEX**

Most Home Runs Allowed

**1, 10x, last: 9/11/23 (1), ATL at PHI**

Most Walks

**1, 18x, last: 9/11/23 (1), ATL at PHI**

Most Strikeouts

**4, 3x, last: 4/17/23, ATL at SD**

Longest winning streak

**3 decisions, 2x, last: 9/17/22-Pres.**

Longest losing streak

**None**

- A* Ranked fourth in the majors with a 20.2% swing and miss rate (min. 10 appearances).

- A* His 65.5% strand rate was seventh highest in the NL (min. 30 IR).

- A* Threw a strike on 69.4% of his pitches, the sixth highest rate in the NL (min. 15 appearances).

*A* His 46 appearances were the third most on the team dating to his first appearance out of the Braves' bullpen on 5/23.

- Became just the second pitcher in major league history to make his first career start in the postseason (first in the world series)...The first was teammate A.J. Minter in the 2020 NLCS.
- Made his postseason debut on 10/21 at Los Angeles, allowing one run over 2.0 innings of relief.

## TRANSACTIONS

- Drafted by the Miami Marlins in 10th round of the 2016 First-Year Player Draft from California State University, Fresno.
- Signed by Atlanta to a minor league contract on April 15, 2021.
- On Atlanta's 60-day injured list (left shoulder inflammation) from May 17 through the end of the 2023 season.







# LUIS LIBERATO

# 76

## OUTFIELDER

Full Name: **Luis David Liberato**

Bats: **Left**

Throws: **Left**

Height: **5-11**

Weight: **175**

DOB: **December 18, 1995**

Opening Day Age: **28**

Born: **La Canela, DR**

Resides:

MLB Debut: **September 10, 2022** MLB Service Time: **0.022**

Acquired: **Signed as a free agent, November 19, 2023**

Contract Status: **Signed through 2024**

**NON-ROSTER INVITEE**

## 2023

- Slashed .261/.365/.461 (60-for-230) in 69 games with Triple-A El Paso...He hit nine home runs, 15 doubles and two triples, while recording 35 RBI and 38 runs...Went 8-for-15 in stolen base attempts.
- On Triple-A El Paso's 7-day Injured List, twice – first from May 10-25 and again from July 27 through season's end.
- Following the season, played in the Dominican Winter League with Este...In 29 games, slashed .290/.329/.421 (22-for-76), with six doubles and two triples, while recording eight RBI and 11 runs.

## MAJOR LEAGUE NOTES

- Made his MLB debut, September 9, 2022 vs. Arizona, entering the game in the eighth inning as a pinch-hitter...Remained in the game in center field...Struck out in both of his plate appearances.

## MINOR LEAGUE NOTES

- Entering his 12th professional season and first as a member of the Braves organization...Previous organizations: Seattle (2013-21) and San Diego (2022-23).
  - *A* Made his professional debut in 2013 with the Dominican Summer League Mariners...Originally signed with Seattle at the age of 16 as an amateur free agent from the Dominican Republic on December 6, 2012...Has been a non-roster invitee in each of the last four seasons.
- **Awards:** 2017 MiLB.com Organization All-Star (Seattle)...2019 California League Mid-Season All-Star (Seattle)...Northwest League Player of the Week (6/29/2015).
- Owns a career minor league slash line of .253/.332/.418 (752-for-2,969) in 834 games... Has gone 0-for-5 in seven major league games – all coming with San Diego in 2022...Appeared three times as a pinch-hitter (0-for-3), three times as a pinch-runner and once as a defensive replacement.
- Has made all of his professional appearances in the outfield, with the exception of one games as Triple-A El Paso's designated hitter in 2023...Has spent the majority, across all levels, in centerfield.
- In 2022, played 99 games with San Diego's Triple-A El Paso...Established career-highs in home runs (20), doubles (28), RBI (59), walks (48), slugging percentage (.541) and OPS (.895)...Earned his first big league promotion on September 9.

# TRANSACTIONS

- Signed with the Seattle Mariners as an amateur free agent from the Dominican Republic on December 6, 2012.
- Assigned to the Arizona League Mariners on June 19, 2014.
- Assigned to Single-A Clinton on May 2, 2015.
- Assigned to Double-A Jackson on June 4, 2015... Transferred to Low-A Everett on June 12, 2015.
- Assigned to Single-A Clinton on April 3, 2016.
- On Single-A Clinton’s 7-day Injured List, twice during the 2016 season – first from April 23 to April 23 and again from August 25 to September 3.
- Assigned to High-A Modesto on June 17, 2017.
- Assigned to Triple-A Tacoma on May 25, 2019.
- On Triple-A Tacoma’s 7-day Injured List from May 27, 2019 to June 5, 2019...Activated and transferred to High-A Modesto.
- Assigned to Double-A Arkansas on June 20, 2019.
- On Double-A Arkansas’ 7-day Injured List from July 11, 2019 (retro. July 11) to July 19, 2019.
- Assigned to Triple-A Tacoma on November 19, 2019.
- Non-roster invitee to Seattle’s major league Spring Training in 2020 – prior to the cancellation of the minor league season (COVID-19).
- Assigned to Triple-A Tacoma on April 30, 2021.
- On Triple-A Tacoma’s 7-day Injured List from August 19, 2021 to August 26, 2021.
- Elected minor league free agency on November 7, 2021.
- Signed a minor league contract with the San Diego Padres on March 13, 2022.
- Assigned to Triple-A El Paso on April 7, 2022.
- Selected by San Deigo on September 9, 2022.
- Designated for assignment on September 27, 2022.
- Outrighted to Triple-A El Paso on September 30, 2022.
- On Triple-A El Paso’s 7-day Injured List from May 10, 2023 to May 25, 2023.
- On Triple-A El Paso’s 7-day Injured List from July 27, 2023, through season’s end.
- Elected minor league free agency on November 6, 2023.
- Signed a minor league contract with the Atlanta Braves on February 2, 2024.

## 2023 HOME RUN BREAKDOWN

The Braves hit 307 home runs during the 2023 regular season; matching Minnesota (2019) for the most by any club, within a single-season, in MLB history.

The club’s 47 home runs in the opening frame edged Cincinnati (46, 2019) for the most first-inning homers, by a club, within a single-season, in MLB history.

Atlanta out-homered its opponents, 307-to-187, good for a home run differential of +120; the highest by any club, within a single-season, in MLB history. New York (AL) in 1927 held the previous mark, when it out-homered its opponents, 158-to-42, a +116 margin. For comparison, the only other club to out-homer its opponents by at least 50 home runs, during the 2023 season, was Tampa Bay (+53).

|                          |            |                            |            |
|--------------------------|------------|----------------------------|------------|
| Braves Solo.....         | 166        | Opponent Solo.....         | 107        |
| Braves 2-Run.....        | 104        | Opponent 2-Run .....       | 54         |
| Braves 3-Run.....        | 32         | Opponent 3-Run .....       | 22         |
| Braves Grand Slams.....  | 5          | Opponent Grand Slams.....  | 4          |
| <b>Braves Total.....</b> | <b>307</b> | <b>Opponent Total.....</b> | <b>187</b> |



# ALEJO LOPEZ

# 75

## INFIELDER

Full Name: **Jesús Alejo López**

Bats: **Switch**

Throws: **Right**

Height: **5-8**

Weight: **170**

DOB: **May 5, 1996**

Opening Day Age: **27**

Born: **Mexico, Mexico**

Resides:

MLB Debut: **June 28, 2021**

MLB Service Time: **0.147**

Acquired: **Signed as a free agent, October 7, 2023**

Contract Status: **Signed through 2024**

**NON-ROSTER INVITEE**

## 2023

- 27 year-old Alejo López completed his third major league season (all with Cincinnati)... Appeared in one game with the club, September 9 vs. St. Louis.
  - A* Was on the big league roster for a total of three days...First, on August 29-30, but did not appear, before being designated for assignment on August 31 (club claimed OF Harrison Bader from New York-AL and OF Hunter Renfroe from Los Angeles-AL).
  - A* Was recalled again on September 9, making his lone appearance in that night's game.
- Was a non-roster invitee to major league Spring Training camp by Cincinnati...Had been designated for assignment on February 8, when the club acquired OF Will Benson from Cleveland.
  - A* Cleared waivers on February 14 and was assigned to Triple-A Louisville.
- Slashed .292/.401/.410 (136-for-466) in 125 games with Triple-A Louisville.
  - A* He hit seven home runs, 30 doubles and two triples, while recording 43 RBI and 76 runs... Went 18-for-22 in stolen base attempts.
  - A* Led Triple-A Louisville in batting average, hits and walks (79)...Was tied for the team lead in runs, while ranking second in doubles, third in stolen bases and fourth in extra-base hits (39).
- Produced a 42-game on-base streak, spanning June 8-August 12.
  - A* Matched 2010 National League MVP and six-time All-Star Joey Votto's Triple-A Louisville club record, set in 2007... Slashed .327/.454/.423 (51-for-156), with two home runs, seven doubles, one triple and 35 walks during the streak.

## CAREER HIGHS

Most Runs

**3, 9/11/22, CIN at MIL**

Most Hits

**4, 7/1/21, CIN vs. SD**

Most Doubles

**1, 6x, 9/11/23, CIN at MIL**

Most Triples

**1, 9/8/22, CIN at CHC**

Most Home Runs

**1, 9/11/22, CIN at MIL**

Most RBI

**3, 9/11/22, CIN at MIL**

Most Walks

**2, 6/3/22, CIN vs. WSH**

Most Stolen Bases

**1, 3x, last: 9/4/22 (2), CIN vs. COL**

Longest Hitting Streak

**4 games, 8/24-8/30/22**

## MAJOR LEAGUE NOTES

- -Entering his 10th professional season and first as a member of the Braves organization...Previous organization: Cincinnati (2015-23)... Did not appear in an affiliated game in 2020 (COVID-19)... Made his professional debut in 2015 with the Arizona League Reds.



- Made his MLB debut, June 28, 2021 vs. Philadelphia, with Cincinnati – entering the game as a pinch-hitter in the seventh inning.
  - *A* Singled on the first offering he saw from LHP Bailey Falter...Became the first Cincinnati player to record his first career hit on the first pitch of his first plate appearance since Rookie Davis doubled off RHP Clay Buchholtz, April 6, 2017 vs. Philadelphia.
  - *A* Went 4-for-5, July 1, 2021, vs. San Diego...Became the first Cincinnati player with a four-hit effort within his first four major league appearances since Jay Bruce went 4-for-5 on May 30, 2008 vs. Atlanta.
  - *A* Hit his first MLB home run (two-run), September 11, 2022 at Milwaukee, off RHP Peter Strzelecki...His three RBI and three runs in the contest were single-game bests...Stands as his lone big league home run to date.
- Has appeared at every defensive position except catcher in his career.
  - *A* Has spent the majority, across all levels, at second base.
- Logged his most extensive MLB playing time with Cincinnati in 2022.
  - *A* Over four stints with the big league team (April 17-26, May 1-2, May 3-June 13, August 9 to season's end), started 34 games – 22 at second base, seven as the club's designated hitter, four at third base and one in left field.

## MINOR LEAGUE NOTES

- **Awards:** MiLB.com Organization All-Star (2018-19, '21 with Cincinnati)...2021 Cincinnati Minor League Hitter of the Year...2019 Florida State League All-Star (Cincinnati)...Tabbed by Baseball America in 2022 as the best hitter for average and hitter with the best strike zone discipline within Cincinnati's organization.
- Owns a career minor league slash line of .297/.378/.396 (639-for-2,153) in 588 games...Has slashed .265/.309/.329 (45-for-170) over 76 major league games.
- In 2023, with Cincinnati's Triple-A Louisville, produced a 42-game on-base streak, spanning June 8-August 12.
  - *A* Matched 2010 National League MVP and six-time All-Star Joey Votto's Triple-A Louisville club record, set in 2007.
  - *A* Slashed .327/.454/.423 (51-for-156), with two home runs, seven doubles, one triple and 35 walks during the streak.

## AMATEUR

- Attended Greenway High School (Phoenix, AZ).
- Forewent his commitment to Arizona State University, instead signed with the Cincinnati Reds after being selected by the club in the 27th round of the 2015 First-Year Player Draft.

## TRANSACTIONS

- Selected by the Cincinnati Reds in the 27th round of the 2015 MLB First-Year Player Draft from Greenway High School (Phoenix, AZ).
- Designated for assignment by the Cincinnati Reds on February 8, 2023.
- Outrighted to Triple-A Louisville on February 14, 2023.
- Selected by the Cincinnati Reds on August 29, 2023.
- Designated for assignment by the Cincinnati Reds on August 31, 2023.
- Outrighted to Triple-A Louisville on September 2, 2023.
- Selected by the Cincinnati Reds on September 9, 2023.
- Returned to Triple-A Louisville on September 10, 2023.
- Elected free agency on October 2, 2023.
- Signed a minor league contract with the Atlanta Braves on October 7, 2023.



# REYNALDO LOPEZ

# 40

## RIGHT-HANDED PITCHER

Full Name: **Reynaldo Starling López**

Bats: **Right**

Throws: **Right**

Height: **6-0**

Weight: **220**

DOB: **January 4, 1994**

Opening Day Age: **30**

Born: **San Pedro de Macoris, DR**

Resides: **San Pedro de Macoris, DR**

MLB Debut: **July 19, 2016**

MLB Service Time: **6.004**

Acquired: **Signed as a free agent, November 20, 2023**

Contract Status: **Signed through 2026 (club option for 2027)**

## 2023

- Split the season between Chicago (AL), Los Angeles (AL) and Cleveland, working exclusively as a reliever for the first time in his career.
  - Began the year with the White Sox before the Angels acquired him on July 26 in a four-player trade that also sent Lucas Giolito to Los Angeles...Cleveland then claimed him off waivers on August 31.
- Made a personal-best 68 appearances and collected six saves, the first of his career.
  - Appeared in 43 games with Chicago, 13 with Los Angeles and 12 with Cleveland.
- Did not allow a run while with the Guardians, finishing the season on a career-best 12-game scoreless streak...Only allowed nine total baserunners (five hits, four walks) in 11.0 innings with Cleveland.
- Had a 8.27 ERA (15 ER/16.1 IP) with 20 hits, eight walks allowed and six home runs over his first 19 games of the season...Over his final 49 games, compiled a 1.63 ERA (9 ER/49.2 IP) with just two home runs allowed.
- Threw 67 pitches that registered at 100 mph or higher...Atlanta had five as a team last season, with Spencer Strider throwing all of them...Only Detroit (3), Boston (0) and New York-NL (0) had less such pitches.
  - Averaged 98.2 mph with his four-seam fastball
- Collected his first save in his season debut, finishing a 3-2 win at Houston...Finished 6-for-12 in save opportunities.

## MAJOR LEAGUE NOTES

- Has played for four teams over an eight-year career...Started his career in the rotation, before transitioning to the bullpen in 2021.

## CAREER HIGHS

Most Runs

**3, 2x, last: 6/12/22, ARI at PHI**

Most Hits

**3, 7x, last: 8/7/23, MIN at DET**

Most Doubles

**2, 3x, last: 5/14/21, CLE at SEA**

Most Triples

**1, 6x, last: 9/12/20, CLE at MIN**

Most Home Runs

**2, 6x, last: 6/17/22, ARI vs. MIN**

Most RBI

**5, 4/10/21, CLE vs. DET**

Most Walks

**3, 3x, last: 6/12/22, ARI at PHI**

Most Stolen Bases

**2, 5/7/22, ARI vs. COL**

Longest Hitting Streak

**6 games, 6/14-6/21/19**

- Made his major league debut on July 19, 2016 with Washington...Suffered a 8-4 loss to Los Angeles after starting the game and going 4.2 innings.
- Owens a 25-37 record and a 4.73 ERA (271 ER/515.1 IP) in 97 career starts, compared to a 3.01 ERA (55 ER/164.1 IP) in 144 games out of the bullpen.
  - Has a HR/9 mark of 1.5 as a starter and a .71 mark as a reliever.

*A* In 2022, did not allow a home run in his first 49 outings...That marked the third longest homerless streak to start a season in White Sox history.

- Acquired by the White Sox on December 7, 2016 in a four-player trade that sent Adam Eaton to Washington...López, RHP Dane Dunning and RHP Lucas Giolito went to Chicago.

- This season marks the first time he will not be in the same organization as RHP Lucas Giolito.

*A* Both pitchers started their careers in 2012 with Washington...Giolito was the organization's first-round pick that season, while the team signed López as an international free agent.

*A* The duo were then part of the 2016 trade with Chicago.

*A* Both were then traded to Los Angeles (AL) on July 26, 2023.

*A* Cleveland then claimed both players off waivers in August of 2023.

## TRANSACTIONS

- Signed by the Atlanta Braves to a three-year contract with a club option for 2027 on November 20, 2023.
- Claimed off waivers by Cleveland from Los Angeles (AL) on July 19, 2022.
- Traded by Chicago (AL) to Los Angeles (AL) on July 26, 2023 along with Lucas Giolito in exchange for Edgar Quero and Ky Bush.
- Placed on the 15-day injured list with a lower back strain on July 25, 2022.
- Placed on the 10-day injured list with right shoulder soreness on July 27, 2020.
- Placed on the 10-day injured list with a strained back on August 19, 2017.
- Traded by Washington to Chicago (AL) along with Lucas Giolito, and Dane Dunning for Adam Eaton.
- Signed by Washington as a minor league free agent on August 8, 2012.


## MINOR LEAGUE HIGHLIGHTS

- Awards:** South Atlantic Player of the Month (August, 2015), Carolina League Pitcher of the Week (August 17, 2015), Future Games Selection (2016).
- Went 26-32 with a 3.69 ERA (192 ER/467.2 IP) in 88 starts and 93 overall appearances in Washington's farm system.
- Went a combined 5-7 with a 3.21 ERA (39 ER/109.1 IP) and 126 strikeouts between Double-A Harrisburg and Triple-A Syracuse in 2016 as a member of the Nationals organization.

## 2023 STARTS BY POSITION

|            |  |
|------------|--|
| <b>P:</b>  | Strider - 32, Elder - 31, Morton - 30, Fried - 14, Shuster - 11, Dodd - 7, Wright - 7, Soroka - 6, Winans - 6, Chirinos - 5, Smith-Shawver - 5, Allard - 3, Vines - 2, Chavez - 1, Lee - 1, McHugh - 1 |
| <b>C:</b>  | Murphy - 98, d'Arnaud - 59, Tromp - 5  |
| <b>1B:</b> | Olson - 162  |
| <b>2B:</b> | Albies - 148, Lopez - 12, Grissom - 2  |
| <b>3B:</b> | Riley - 159, Lopez - 2, Williams - 1   |
| <b>SS:</b> | Arcia - 136, Grissom - 18, Lopez - 5, Adrianza - 2, Shewmake - 1   |
| <b>LF:</b> | Rosario - 122, Pillar - 34, Hilliard - 3, Ozuna - 2, Wall - 1  |
| <b>CF:</b> | Harris II - 137, Hilliard - 16, White - 5, Pillar - 3, Wall - 1  |
| <b>RF:</b> | Acuña Jr. - 157, Pillar - 5  |
| <b>DH:</b> | Ozuna - 140, Rosario - 10, d'Arnaud - 6, Murphy - 4, Acuña Jr. - 2   |





# JORDAN LUPLOW

# 72

## OUTFIELDER

Full Name: **Jordan Thomas Luplow**

Bats: **Right**

Throws: **Right**

Height: **6-1**

Weight: **195**

DOB: **September 26, 1993**

Opening Day Age: **30**

Born: **Visalia, CA**

Resides: **Chandler, AZ**

MLB Debut: **July 28, 2017**

MLB Service Time: **5.025**

Acquired: **Signed as a free agent, January 10, 2024**

Contract Status: **Signed through 2024**

**NON-ROSTER INVITEE**

## 2023

- 30-year-old Jordan Luplow completed his seventh major league season (first with Minnesota), posting a slash line of .208/.322/.325 (16-for-77) in 39 games – 32 with Minnesota and seven with Toronto...He hit two home runs and three doubles, while recording five RBI and 11 runs.

*A* Spent Spring Training in Atlanta’s big league camp, before being assigned to Triple-A Gwinnett on March 22...Was claimed off waivers by Toronto on April 5 and again by Minnesota on August 4.

- Matched his career-high with three hits (two singles, double), August 7 at Detroit...Marked his seventh career three-hit game and first since October 1, 2022 at San Francisco (all singles), with Arizona.
- Hit a pinch-hit, go-ahead, two-run home run in the seventh inning, September 1 at Texas, off LHP Brock Burke...Marked the third pinch-hit home run of his career – each coming over the last two seasons, also: May 11, 2022 vs. Miami (two-run), off LHP Steven Okert and May 24, 2022 vs. Kansas City (three-run), off RHP Taylor Clarke.

*A* Both of his home runs during the 2023 season came off left-handed pitchers, also: August 13 at Philadelphia, off LHP Ranger Suárez...For his career, he’s hit 33 of 47 home runs against left-handers.

- Slashed .237/.342/.418 (46-for-194) in 54 minor league games – 48 with Toronto’s Triple-A Buffalo, three with Toronto’s FCL rookie level affiliate and three with Atlanta’s Triple-A Gwinnett...He hit eight home runs and 11 doubles, while recording 34 RBI and 29 runs.

## CAREER HIGHS

Most Runs

**3, 2x, last: 6/12/22, ARI at PHI**

Most Hits

**3, 7x, last: 8/7/23, MIN at DET**

Most Doubles

**2, 3x, last: 5/14/21, CLE at SEA**

Most Triples

**1, 6x, last: 9/12/20, CLE at MIN**

Most Home Runs

**2, 6x, last: 6/17/22, ARI vs. MIN**

Most RBI

**5, 4/10/21, CLE vs. DET**

Most Walks

**3, 3x, last: 6/12/22, ARI at PHI**

Most Stolen Bases

**2, 5/7/22, ARI vs. COL**

Longest Hitting Streak

**6 games, 6/14-6/21/19**

- Recorded two walk-off hits – both vs. Syracuse: RBI-single, May 9, off RHP Bubby Rossman and a three-run home run, May 12, off RHP John Curtiss.

## MAJOR LEAGUE NOTES

- Entering his 11th professional season and second as a member of the Braves organization... Previous organizations: Pittsburgh (2014-18), Cleveland (2019-21), Tampa Bay (2021), Arizona (2022), Toronto (2023) and Minnesota (2023)...
  - Made his professional debut in 2014 with Pittsburgh's Low-A affiliate, the Jamestown Jammers.
- Made the final out – both groundouts in two no-hitters during the 2021 season with Cleveland: April 14 versus LHP Carlos Rodón, then of Chicago (AL) and May 8 versus LHP Wade Miley, then of Cincinnati.
- Has appeared in MLB postseason games in two seasons: 2020 with Cleveland (Lost ALWC Series vs. New York) and 2021 with Tampa Bay (Lost ALDS vs. Boston).
  - In six games combined (three starts), has slashed .333/.400/.889 (3-for-9), with one home run and two doubles, while recording six RBI and two runs...Hit a grand-slam in Game 3 of the 2021 ALDS at Boston, off current Atlanta LHP Chris Sale.

## MINOR LEAGUE NOTES

- Awards: 2x MiLB Organization All-Star (2015 and '17 with Pittsburgh)...2017 Eastern League Mid-Season All-Star (Pittsburgh)...2015 Baseball America Low Class A All-Star (Pittsburgh)... Eastern League Player of the Week (6/4/2017)... South Atlantic League Player of the Week (8/10/2015).
- Owns a career minor league slash line of .275/.369/.470 (557-for-2,029) in 573 games.
  - Has slashed .212/.314/.423 (195-for-918) over 362 major league games.

## AMATEUR

- Attended Fresno State University (CA).
  - Ranks eighth in school history with 45 career doubles...Led the team in batting average (.377), home runs (9) and RBI (48) in 2014.
  - Was selected as a Second-Team All-American for the 2014 season by the American Baseball Coaches Association, Baseball America and Perfect Game... Collegiate Baseball honored him as a Third-Team All-American.

## TRANSACTIONS

- Drafted by Pittsburgh in the third round (100th overall) of the 2014 MLB First-Year Player Draft
- Placed on the seven-day Injured List on August 30, 2015 with a left biceps strain.
- Placed on the 10-day Injured List on May 27, 2021 with a left ankle sprain...Was subsequently transferred to the 60-day Injured List on June 17...Reinstated on July 30.
- Placed on the 10-day Injured List on August 6, 2019 with a right hamstring strain.
- Placed on the 10-day Injured List on April 4, 2022 with a right oblique strain.
- Placed on the 10-day Injured List on August 18, 2021 with a left ankle sprain.
- Assigned to Triple-A Gwinnett on March 22, 2023 and designated for assignment on April 3, 2023.
- Claimed off waivers by the Toronto Blue Jays from the Atlanta Braves on April 5...Optioned to Triple-A Buffalo.
- Recalled by Toronto on April 7, 2023...Optioned on April 17, 2023.
- On Triple-A Buffalo's 7-day Injured List from May 17-June 13, 2023, which included a three-game rehabilitation stint with the Florida Complex League team.
- Recalled by Toronto on July 19, 2023.
- Designated for assignment on August 1, 2023.
- Claimed off waivers by the Minnesota Twins from the Toronto Blue Jays on August 4, 2023.
- Designated for assignment on September 18, 2023.
- Optioned to Triple-A St. Paul on September 20, 2023...Recalled by Minnesota on September 22, 2023.
- Elected free agency on October 23, 2023.
- Signed a minor league contract with the Atlanta Braves on January 10, 2024.



# J.P. MARTÍNEZ

# 67

## OUTFIELDER

Full Name: **Julio Pablo Martínez**

Bats: **Left**

Throws: **Left**

Height: **5'11**

Weight: **190**

DOB: **March 21, 1999**

Opening Day Age: **28**

Born: **Baracoa, CU**

Resides: **Frisco, TX**

MLB Debut: **August 11, 2023**

MLB Service Time: **0.052**

Acquired: **Trade with Texas, January 26, 2024**

Contract Status: **Signed through 2024**

## 2023

- 28-year-old J.P. Martínez completed his first major league season with the Texas Rangers, posting a slash line of .225/.250/.325 (9-for-40) in 17 games...He hit one home run and one double, while recording four RBI and seven runs.
  - Started nine of Texas' games during the regular season, making four starts in left field, three in right field and two in center field...Appeared four times as a pinch-hitter (1-for-4), three times as a pinch-runner and once as a defensive replacement...Was not included on the club's postseason roster.
- Made his MLB debut, batting sixth and playing left field, August 11 at San Francisco...Went 0-for-3 with a walk.
  - The following day, August 12 at San Francisco, collected his first career hit (single) off RHP Alex Cobb, before scoring his first run...Recorded his first RBI in his next at-bat (sacrifice fly)...Went 2-for-4 in the contest.
- After reaching via walk his MLB debut, reeled off a five-game hitting streak, spanning August 12-16... The first three games of the streak were multi-hit efforts.
  - Hit .500 (8-for-16) with one double and one walk over that span...Became the 16th player in franchise history to begin their career with an on-base streak of at least six games.
- Hit his first career home run (solo), August 27 at Minnesota, off RHP Bailey Ober.

## CAREER HIGHS

Most Runs

**3, 8/14/23, TEX vs. LAA**

Most Hits

**2, 3x, last: 8/14/23, TEX vs. LAA**

Most Doubles

**1, 8/13/23, TEX at SF**

Most Triples

**None**

Most Home Runs

**1, 8/27/23, TEX at MIN**

Most RBI

**1, 4x, last: 8/27/23, TEX at MIN**

Most Walks

**1, 2x, last: 8/15/23, TEX vs. LAA**

Most Stolen Bases

**None**

Longest Hitting Streak

**5 games, 8/12-8/16/23**

- Slashed .297/.425/.538 (90-for-303) in 82 games – 77 with Triple-A Round Rock, three with Double-A Frisco and two with High-A Hickory...He hit 14 home runs, 23 doubles and four triples, while recording 60 RBI and 58 runs...Went 41-for-48 in stolen base attempts – 38 of which came at Triple-A; fourth-most in the Pacific Coast League.



- Began the season with Triple-A Round Rock and ran a 27-game on-base streak, spanning Opening Day (March 31) to June 11.
  - The streak covered 32 total games, including a five-game rehabilitation stint between High-A Hickory (May 30-31) and Double-A Frisco (June 2-4)...Over the 27-game run at Triple-A he slashed .333/.472/.505 (33-for-99) with three home runs, eight doubles and 22 walks... Hit safely in 22 of the 27 contests.
- At the time of his first big league call up on July 18 (67 games played), ranked second in the Pacific Coast League in stolen bases (33); third in OPS (.992); sixth in slugging percentage (.562) and seventh in on-base percentage (.427); eighth in batting average (.312).
- Swiped a MiLB career-high four bases, August 1 at Oklahoma City (Triple-A)...Stole three-or-more bases on two other occasions: May 31 at Greenville (High-A), June 14 vs. El Paso (Triple-A).
- Recorded the first two four-hit games of his MiLB career: June 20 vs. Sacramento (4-for-4, two-run home run, two doubles, career-best five RBI) and July 8 vs. Sugarland (4-for-5, two doubles).

## MINOR LEAGUE NOTES

- Has slashed .257/.363/.441 (434-for-1,686) with 58 home runs, 82 doubles and 27 triples in 460 career minor league games...Has gone 145-for-180 (80.6%) in stolen base attempts.
- Signed with the Texas Rangers on March 6, 2018 (official on April 19), as an international free agent from Cuba...Included a \$2.8 million signing bonus.
- Spent the 2016-17 seasons in the Independent Canadian American Association...Slashed .280/.335/.414 (88-for-314) with eight home runs, 14 doubles and two triples...Recorded 30 RBI and 58 runs, while going 24-for-30 on stolen base attempts.
- Debuted in the Cuban National Series, Cuba's top league, at age 16 in 2012...Played five seasons in the circuit (2012-16), posting a .293/.393/.430 (290-for-990) slash line in 297 games...He hit 23 home runs, 37 doubles and 15 triples...Went 45-for-74 in stolen base attempts.
- In 2022, slashed .243/.360/.433 (96-for-395) in 107 games – 66 with Double-A Frisco and 41 with Triple-A Round Rock.
  - He hit 15 home runs, 14 doubles and eight triples, while recording 45 RBI and 73 runs...Went 39-for-48 in stolen base attempts...Among Texas farmhands, ranked second in triples; third in walks (67); sixth in stolen bases.
- Spent the entire 2021 season with Double-A Frisco; his first action above the High-A level... Slashed .242/.355/.368 (69-for-285) in 81 games...He hit five home runs, 13 doubles and four triples, while recording 28 RBI and 45 runs... Went 20-for-20 on stolen base attempts... Hit .338 (22-for-65) in the month of June...Hit his first career MiLB grand slam on June 11 vs. Northwest Arkansas.
- Ranked No. 88 on the MLB Pipeline.com Top 100 Prospects List entering the 2019 season... Listed as Texas' No. 2 prospect, by the same publication...Ranked No. 78 by Baseball Prospectus...Entered season as Texas' 2nd-best prospect and "Best Hitter for Average" according to Baseball America.

## TRANSACTIONS

- Signed with the Texas Rangers on March 6, 2018 (official on April 19), as an international free agent from Cuba...Included a \$2.8 million signing bonus.
- Assigned to the DSL Rangers on April 19, 2018.
- Assigned to Low-A Spokane on June 15, 2018.
- Assigned to Single-A Hickory on March 28, 2019.
- Assigned to High-A Down East on April 17, 2019.
- Assigned to Single-A Hickory on February 12, 2021
- Assigned to Double-A Frisco on April 27, 2021
- Placed on Double-A Frisco's COVID-19 injured list on August 11, 2021 and again on August 27 through season's end.
- Assigned to Triple-A Rock Round on July 22, 2022.
- On Triple-A Round Rock's Injured List from August 23-31, 2022.
- On Triple-A Rock Round's 7-day Injured List (groin) from May 2 to June 6, 2023, missing 31 games...Included a five-game rehabilitation between High-A Hickory and Double-A Frisco.
- Recalled from Triple-A Gwinnett, twice, during the 2023 season – first on July 18 (optioned on August 15) and again on September 1 through season's end.
- Acquired by the Atlanta Braves from the Texas Rangers on January 26, 2024, in exchange for RHP Tyler Owens (minors).



# TYLER MATZEK

# 68

## LEFT-HANDED PITCHER

Full Name: **Tyler Alexander Matzek**

Bats: **Left**

Throws: **Left**

Height: **6-3**

Weight: **210**

DOB: **October 19, 1990**

Opening Day Age: **33**

Born: **Laguna Beach, CA**

Resides: **Laguna Niguel, CA**

MLB Debut: **June 11, 2014**

MLB Service Time: **5.019**

Acquired: **Signed as a free agent, August 15, 2019**

Contract Status: **Signed through 2024 (club option for 2025)**

## 2023

- Missed the entire 2023 season due to recovery from Tommy John surgery.

## MAJOR LEAGUE NOTES

- Is 16-21 over his five-season major-league career with a 3.50 ERA.

*A* Is 8-9 with a 2.92 ERA in three seasons with Atlanta.

- In his fifth major-league season in 2022, posted a 3.50 ERA with a 4-2 record and one save in 42 relief appearances this year.

*A* Was placed on the 15-day IL on May 14 with left shoulder inflammation and was reinstated on 7/4.

*A* Pitched to a 3.00 ERA to finish the season after being reinstated from the IL...Had a 5.06 ERA prior to his IL stint.

*A* Stranded 18 of 20 inherited runners...His 90% strand rate was the highest in the National League and third highest in the majors (min 20 IR).

*A* Recorded his first career save against Boston on August 9.

- Made 69 appearances in 2021 to set a career high.
- The Braves selected his contract in 2020 and he led the majors with 12 relief appearances of more than 1.0 inning this season.

*A* Pitched to a 1.94 FIP, lowest among all lefties and fourth in MLB (min. 25 IP).

*A* His 43 strikeouts and 29.0 innings pitched were the most among left-handed relievers.

*A* Had not pitched in the majors since 2015...Was out of baseball in 2017 and pitched in the independent American Association in 2018...Rejoined affiliated baseball in 2019 and pitched across three levels of Atlanta's minor leagues.

## CAREER HIGHS

Most Innings Pitched  
**9.0, 9/5/14, COL vs. SD**

Most Runs  
**8, 8/2/14, COL at DET**

Most Earned Runs  
**8, 8/2/14, COL at DET**

Most Hits Allowed  
**11, 9/16/14, COL vs. LAD**

Most Home Runs Allowed  
**2, 2x, last: 8/13/14, COL at SD**

Most Walks  
**6, 2x, last: 5/6/15, COL vs. ARI**

Most Strikeouts  
**9, 8/13/14, COL at SD**

Longest winning streak  
**4 decisions, 7/12-9/3/22**

Longest losing streak  
**6 decisions, 4/14/21-7/7/22**

- Pitched to a 1.48 ERA and a 4-0 record in 20 relief appearances in postseason play.
  - A* His 14 strikeouts during the 2020 postseason were third among relievers... Owned a 1.04 ERA, second lowest among relievers with at least five appearances.
  - A* His 14.1 strikeouts per nine innings in his postseason career is the third-highest rate in playoff history during the live-ball era.

- Set a new franchise record for appearances in a single postseason with 13 in 2021...The previous mark of 11 was set by Mark Wohlers in 1995.
  - *A* Appeared in each of the Braves' first eight games, setting a new franchise-record mark and tying the MLB record held by Jesse Orosco, Wade Davis and Greg Holland for consecutive outings to open a postseason.
- His 24 strikeouts in 2021 were tied for the third most by a reliever in a single postseason.
  - *A* Led all relievers in the postseason with 24 punchouts.
  - *A* Struck out 11 hitters with RISP, tied for the most by a reliever in a single postseason since John Rocker in 1999 (credit to Stats Perform).
  - *A* Struck out Albert Pujols, Steven Souza Jr., and Mookie Betts in consecutive at-bats, with inherited runners on second and third base in the top of the seventh inning with a two-run lead in the decisive Game 6 win against Los Angeles in the NLCS.
- Made 20 appearances, 19 starts, for Colorado in 2014.
  - *A* His major league debut came against Atlanta at Coors Field on June 11.
  - *A* He earned the win after allowing two runs in 7.0 innings.
  - *A* Also had his first career hit in that game.
  - *A* Spent the rest of the season with the Rockies, and pitched a shutout on September 5 against the Padres, becoming the fourth rookie in franchise history to toss a shutout.
- In 2015, began the season on Colorado's major league roster.
  - *A* Started the Rockies home opener against the Cubs.
- Pitched to a 1.48 ERA and a 4-0 record in 20 relief appearances in postseason play.

## MINOR LEAGUE NOTES

- He has gone 29-35 in 161 appearances and 107 starts with a 4.67 ERA throughout eight seasons in the minor leagues.
- Was a **2013** Texas League Mid-Season All-Star, a 2013 Arizona Fall League "Rising Star", a **2012** California League All-Star, and tabbed as a South Atlantic League Pitcher of Week in **2011**.
- Signed a minor-league contract with the Diamondbacks in January, **2019**...Pitched in three games for Double-A Jackson and then signed with the Braves.
  - *A* Appeared with Double-A Mississippi and Triple-A Gwinnett with Atlanta.
  - *A* Across his three stops, combined to post a 7.20 ERA (12 ER/15.0 IP) with 10 walks and 21 strikeouts in nine relief appearances.
- In **2018**, spent the season with the Texas AirHogs in the independent American Association.
  - *A* Allowed only two home runs in 88.2 innings.
- Split the year between Colorado's Single-A Modesto and Double-A Hartford and went 0-4 with a 6.75 ERA (20 ER/26.2 IP), 33 walks, 33 strikeouts in 33 games in **2016**.
  - *A* After making Colorado's Opening Day Roster in 2015, spent the rest of the season in the minors after initially being optioned to Triple-A Albuquerque.
  - *A* Combined to go 0-2 with an 11.20 ERA (17 ER/13.2 IP), 25 walks and 19 strikeouts in 13 appearances, one start, between Single-A Boise and Albuquerque.
  - *A* While with Albuquerque, missed nearly two months of the season with a right ankle contusion
- Began the season with Triple-A Colorado Springs in **2014** and made 12 starts for the Sky Sox prior to his first major league promotion.
- In **2011**, split the campaign between Single-A Asheville and Modesto, going 5-7 with a 6.22 ERA (67 ER/97.0 IP), 96 walks and 111 strikeouts in 22 starts.

## AMATEUR

- Matzek led the Capistrano Valley Cougars in California to a state title after going 3-0 without allowing an earned run during their postseason run...Also hit the game-winning home run in the title game.
  - *A* Went 9-1 with a 1.50 ERA in his senior season.

## TRANSACTIONS

- Selected by the Colorado Rockies in the first round (11th overall) of the 2009 First-Year Player Draft...Signed by Jon Lukens.
- Signed by the Arizona Diamondbacks to a minor-league contract on January 16, 2019.
- Signed by the Atlanta Braves to a minor-league contract on August 15, 2019.
- Selected by the Colorado Rockies in the first round (11th overall) of the 2009 First-Year Player Draft...Signed by Jon Lukens.
- Signed by the Arizona Diamondbacks to a minor-league contract on January 16, 2019.
- Signed by the Atlanta Braves to a minor-league contract on August 15, 2019.
- Signed by the Atlanta Braves to a two-year contract with an option for 2025 on November 18, 2022.
- Placed on 60-day injured list on March 30, 2023 after undergoing Tommy John surgery.





# A.J. MINTER

# 33

## LEFT-HANDED PITCHER

Full Name: **Alex Jordan Minter**

Bats: **Left**

Throws: **Left**

Height: **6-0**

Weight: **215**

DOB: **September 2, 1993**

Opening Day Age: **30**

Born: **Tyler, TX**

Resides: **Whitehouse, TX**

MLB Debut: **August 23, 2017**

MLB Service Time: **5.154**

Acquired: **Braves' Comp. Balance B pick (75th overall) in 2015**

Contract Status: **Signed through 2024**

## 2023

- Appeared in a team-leading 70 games this season, pitching to a 3.76 ERA (27 ER/64.2 IP)... Secured 21 holds while going 10-for-13 in save opportunities.
- After August 28, Minter's 23 strikeouts in his final 14 relief appearances of the season ranked second in the NL and fourth in MLB.
  - *A* Pete Fairbanks (TB, 25), Alec Marsh (KC, 25) and Drew Smyly (CHC, 24) were the only relievers with more since then.
  - *A* Minter struck out at least one batter in each of those games – the fifth-longest active streak by an MLB reliever in that time.
- From May 27-September 19, pitched to a 1.43 ERA (6 ER/37.2 IP) in 42 games
  - *A* Among pitchers with 40 appearances in that timeframe, his ERA ranked third behind Hoby Milner (MIL, 1.06) and Brusdar Graterol (LAD, 1.09).
- Became the first Brave to appear in 70 games in back-to-back seasons since Jonny Venters did it from 2010-'11.
  - *A* Since the beginning of the 2020 season, Minter's 206 appearances rank fourth in the majors...Tyler Rogers (245), Hector Neris (239) and Scott Barlow (235) are the only pitchers with more games since then.
- During the regular season, opponents batted .306 against him at Truist Park, compared to .171 on the road.
- Has 105 career holds...Since the stat's invention in 1986, Mike Remlinger (107) is the only Braves reliever with more.

## CAREER HIGHS

Most Innings Pitched

**2.0, 3x, last: 10/2/21, ATL vs. NYM**

Most Runs

**5, 4/27/23, ATL vs. MIA**

Most Earned Runs

**5, 4/27/23, ATL vs. MIA**

Most Hits Allowed

**5, 4/27/23, ATL vs. MIA**

Most Home Runs Allowed

**2, 8/28/22, ATL at STL**

Most Walks

**4, 9/20/23, ATL vs. PHI**

Most Strikeouts

**4, 2x, last: 8/30/20, ATL at PHI**

Longest winning streak

**4 decisions, 6/22/19-8/30/20**

Longest losing streak

**5 decisions, 9/5/18-5/9/19**

- Since 2019, became one of two relievers with at least 10 saves and 10 holds prior to the All-Star break...Tyler Rogers (SF, 2021) also did it with 10 saves and 17 holds.

## MAJOR LEAGUE NOTES

- Owns a career record of 19-25 with a 3.35 ERA (117 ER/314.1 IP) through seven seasons with Atlanta.
- Minter's career FIP of 2.72 ranked as the second-lowest among active left-handers with at least 100.0 IP, trailing Aroldis Chapman.
- Led all of baseball with 34 holds in 2022 while going 5-4 with five saves and a 2.06 ERA in his sixth major-league season.
  - His 75 games were the fourth most in MLB.
  - Was the only pitcher with at least five wins, five saves, and 30 holds this season.
  - Minter's 2.06 ERA was the third lowest among pitchers with at least 70 appearances.
- Appeared in 22 games for Atlanta in 2020, and finished 1-1 with a 0.83 ERA (2 ER/21.2 IP).
  - His 0.83 ERA was the lowest in the National League and second in the majors among left-handed pitchers (min. 20.0 IP).
  - Was the only lefty in the National League (one of two in MLB) with two earned run or less in at least 20.0 IP.
  - In 2018, his first full major league season, worked at the back-end of the Braves bullpen and finished with 15 saves, one off the team lead of right-hander Arodys Vizcaino.
- Minter's 15 in 2020 saves were second most among rookies in the majors, just one short of Philadelphia's Seranthony Dominguez.
  - His 15 saves were also the most by a rookie left-hander since 1975, when Will McEnaney saved 15 for Cincinnati.
  - Made 65 appearances, the fourth most in franchise history by a rookie left-hander... Jonny Venters set the mark with 79 in 2010.
  - Led all major league rookie lefties in 2018 with his 65 appearances.
- Has a record of 3-1 with a 2.88 ERA in 20 relief appearances and one start in the postseason.
- Through 2022, his 13.9 strikeouts per nine innings through his postseason career was the fourth-highest rate in playoff history during the live-ball era (since 1920).
- Made his first career start in Game 5 of the 2020 NLCS against Los Angeles.
  - Minter became the first pitcher in major league history to make his first career start in the postseason.
  - He last started a game in 2015, making four starts during his junior season at Texas A&M and going 2-0 with a 0.43 ERA (1 ER/21.0 IP).
  - Held Los Angeles (NL) to one hit while fanning seven without issuing a walk over 3.0 scoreless innings during his start.

- Became the first pitcher in postseason history to strike out at least seven batters in an outing of three innings or fewer, and just the fourth pitcher in franchise history to do so in any game... Jesse Biddle was the last to do so, fanning eight Nationals in 3.0 innings of relief on June 2, 2018.
  - Minter fanned five consecutive batters to end his outing, tying the NLCS record.
- Made his MLB debut on August 23, 2017 against Seattle after the organization selected his contract from Triple-A Gwinnett earlier in the day...Struck out two in a perfect ninth inning and became the first member of the organization's 2015 draft class to reach the majors.
  - Played across four levels of the Braves' minor league system in 2017 before making his major-league debut.

## MINOR LEAGUE NOTES

- Made his professional debut, pitching out of the bullpen for three different levels of the Braves organization as he recovered from "Tommy John" surgery in March of 2015...Did not pitch on consecutive days all season.
- Made 31 combined appearances in **2016**, compiling a 1.30 ERA (5 ER/34.2 IP), a .149 (18-for-121) and 47 strikeouts...Gave up three extra-base hits total and no runs in 29 of 31 games.

## AMATEUR

- Pitched for three seasons at Texas A&M.
  - Went 5-0 with a 2.00 ERA (13 ER/58.1 IP) over 56 appearances (four starts) during his collegiate career...Moved from the bullpen to the starting rotation for his junior season in 2015, going 2-0 with a 0.43 ERA (1 ER/21.0 IP) across four starts to open the year before undergoing season-ending surgery.
  - Following his sophomore season he appeared in nine games out of the bullpen for the USA Baseball Collegiate National Team, posting a 0-0 record with a 0.00 ERA, striking out 10 in 12.1 innings.

## TRANSACTIONS

- Selected by the Atlanta Braves in the Competitive Balance B round (75th overall) of the 2015 First-Year Player Draft...Signed by Darin Vaughan.
- On Atlanta's injured list (left shoulder inflammation) from March 25 to April 4, 2019.
- On Atlanta's 60-day injured list (left shoulder inflammation) from September 12 through the end of the 2019 season.
- Placed on the 15-day injured list on July 12, 2023, with left A/C joint inflammation.



# CHARLIE MORTON

# 50

## RIGHT-HANDED PITCHER

Full Name: **Charles Alfred Morton IV**

Bats: **Right**

Throws: **Right**

Height: **6-5**

Weight: **215**

DOB: **November 12, 1983**

Opening Day Age: **40**

Born: **Flemington, NJ**

Resides: **Bradenton, FL**

MLB Debut: **June 14, 2008**

MLB Service Time: **15.010**

Acquired: **Signed as a free agent, November 24, 2020**

Contract Status: **Signed through 2024**

## 2023

- Started 30 games in his 16th major league season and pitched to a 3.64 ERA (66 ER/163.1 IP) while going 14-12 with 183 strikeouts.
- His 14 wins were tied for fifth most in the National League.
  - Since 2019, Morton's teams have won 79 of his starts; tied for fifth most in the majors during that span...Trailing teammate Max Fried who has 81.
- Became the fifth pitcher in franchise history to start at least 30 games at age 39 or older, joining Hall-of-Famers Warren Spahn, Phil Niekro, and John Smoltz as well as R.A. Dickey.
  - This past season season marked the fifth time in Morton's career in which he made at least 30 starts.
- Since 2018, Morton's 166 games started are tied for the seventh most in the majors.
  - Is one of 20 pitchers in major league history to start at least 30 games in each season between the ages of 37 and 39.
- Morton has recorded at least 30 starts in five of those seasons, the most in the majors among active pitchers over the age of 34.
  - Justin Verlander ranks second with three such seasons while Yu Darvish, Zack Greinke and Kyle Gibson are tied for third with two each.
- Morton's 32% swing and miss rate finished fourth highest among qualifiers in MLB.
- Teammate Spencer Strider led the league with a rate of 38.6%
- Joined Hall-of-Famers Warren Spahn and Phil Niekro as the only pitchers age 39 or older with at least two separate streaks of four or more consecutive games won in franchise history.

## CAREER HIGHS

Most Innings Pitched

**9.0, 3x, last: 5/18/11, PIT at CIN**

Most Runs

**10, 8/14/09, PIT at CHC**

Most Earned Runs

**10, 8/14/09, PIT at CHC**

Most Hits Allowed

**11, 5/30/11, PIT at NYM**

Most Home Runs Allowed

**3, 6x, 7/31/23, ATL vs. LAA**

Most Walks

**7, 8/11/23, ATL at NYM**

Most Strikeouts

**14, 5/12/18, HOU vs. TEX**

Longest winning streak

**11 decisions, 8/22/18-6/10/19**

Longest losing streak

**7 decisions, 9/8/13-5/18/14**

- Struck out 10 New York (AL) hitters through 6.0 scoreless frames on August 16.
  - At age 39 years and 277 days old, Morton joined Hall-of-Famers Phil Niekro and John Smoltz as the only pitchers of that age or older in Braves franchise to fan at least 10 hitters while tossing 6.0 shutout innings.
- Went 4-1 with a 1.91 ERA in the month of August.
  - The ERA was the second lowest in the



majors and the four wins were tied for the third most in MLB for the month.

- A His 1.91 ERA was a career low in the month of August for Morton.
- Recorded 10 and 11 strikeouts in consecutive outings on August 16 & 23.
  - A Became the 20th player in major league history (live ball era) at age 39 or older to strikeout 10 or more hitters in consecutive games and first since Hall-of-Famer John Smoltz in 2008.
- Morton has recorded 604 strikeouts since joining Atlanta's staff in 2021, the fourth most in the National League and seventh most in baseball.
  - A Morton has struck out 397 hitters with his curveball since the beginning of the 2020; the most in the majors.
- Morton was placed on the 15-day injured list on September 24 (retro to September 23) with right index finger inflammation.

## MAJOR LEAGUE NOTES

- A **Awards:** AL All-Star (2x, 2018, '19), World Series Champion (2017).
  - A 16-year major league veteran, he has compiled a 130-113 record and a 4.00 ERA (871 ER/1960.1 IP) across 353 games, 352 starts...Has fanned 1,880 and pitched three shutouts.
    - A Is a two-time All-Star (2018 & 2019) and won the 2017 World Series while with Houston and 2021 World Series with Atlanta.
  - Struck out Bryan De La Cruz in the fourth inning of his start, July 1, 2023 vs. Miami, for the 1,800th strikeout of his career.
    - A Is one of 12 active pitchers to reach 1,800 career strikeouts, with Max Scherzer's 3,367 strikeouts pacing active players.
  - Morton's 205 strikeouts in 2022 were the fifth most in the National League.
    - A Became one of just three pitchers in Atlanta franchise history to log at least 200 strikeouts in multiple seasons...He struck out 216 in 2021...Hall-of-Famers John Smoltz (five seasons) and Phil Niekro (three seasons) are the only others to do so.
    - A Together with teammate Spencer Strider, Became the first pair of Braves teammates to reach 200 strikeouts in a season since 1886, when Old Hoss Radbourn (218) and Bill Stemmyer (239) both reached the mark...Radbourn tossed 509.1 innings that year, while Stemmyer totaled 348.2
- In 2022 Morton recorded 45 strikeouts in June, most in the National League and tied for tops in the majors...The White Sox' Dylan Cease also had 45.
    - A Morton had never previously struck out 45+ batters in five or fewer starts in a single month...His previous high was 40 strikeouts, done over five starts in May of 2018.
    - A Furthermore, since the mound-to-plate distance was first set at 60'6" in 1893, Morton is the first Braves pitcher to fan at least 45 batters in five or fewer starts in a single month.
    - A Research courtesy the Elias Sports Bureau.
  - Allowed 28 home runs on the 2022 season, the first 20-homer season of his career...Just eight pitchers in baseball allowed more homers on the year.
    - A In the first 309 games of his career, Morton allowed three homers in a game two times...He allowed three homers in a game in three times in his final 14 starts of the season.
    - A His previous career most over a single season was 18 homers, set in 2018 while with the Astros.
    - A Morton allowed 1.47 homers per 9.0 innings, the second-highest rate in the NL...In his career, he has allowed more per 9.0 innings just once, surrendering 1.69 homers in 2010 with the Pirates.
  - In 2021, struck out 216 batters on the season, sixth most in the NL and the second most he has ever fanned in a single season.
    - A 2021 marked the third 200-strikeout season of his career; he fanned a career-most 240 batters in 2019, and struck out 201 in 2018.
    - A He was the first Braves pitcher with a 200-strikeout season since Mike Foltyniewicz fanned 202 in 2018... Morton's final total is the most for an Atlanta starter since Javier Vazquez struck out 238 in 2009.
    - A Led the majors with 127 strikeouts recorded on the curveball...The next closest was Toronto's José Berríos with 97...Since joining the Houston Astros prior to the 2017 season, Morton has logged 479 strikeouts via the curveball, also most in the majors and over 40 more than any



*A* Yielded a two-out single in the first inning, then retired 14 straight before a one-out walk in the fifth...According to the Elias Sports Bureau, he was the first pitcher to retire at least 14 consecutive batters in a "winner take all" game since KC's Johnny Cueto (19) in Game 5 of the 2015 ALDS vs. HOU...He was the first pitcher to do this in a Game 7 since SF's Madison Bumgarner (14) in the 2014 World Series at KC (in relief).

*A* At 36 years, 340 days, became the second-oldest pitcher to record the win in a Game 7 start behind STL's Burleigh Grimes (38.053) in the 1931 World Series vs. PHI-AL.

*A* Became the fifth pitcher in major league history to make multiple scoreless starts in "winner take all" games, joining DET's Justin Verlander, ATL's John Smoltz, KC's Bret Saberhagen and SF's Madison Bumgarner.

*A* Has five career wins in potential elimination games, the most in major league history, and has four career wins in a "winner take all" game, also a major league record.

*A* Won five straight playoff starts from the 2019 AL Wild Card Game to the Game 7 of the 2020 ALCS...Became the second pitcher in postseason history to start and win five consecutive decisions (with no relief apps in between) and allow no more than one earned run in each of them, joining PHI/ARI Curt Schilling (5) from 1993–2001.

*A* Went unbeaten in nine straight postseason appearances (eight starts), beginning with Game 7 of the 2017 ALCS vs. NYY (with HOU) and ending with Game 7 of the 2020 ALCS...Went 7-0 with a 1.45 ERA (7 ER/43.1 IP) and a .185 opponents average over that stretch... Became the sixth pitcher in postseason history to win at least seven straight decisions.

- Has been nominated for the Roberto Clemente Award three times – 2014 with Pittsburgh, 2018 with Houston and 2020 with Tampa Bay...The award recognizes the player who best represents the game through extraordinary character, community involvement, philanthropy and positive contributions, both on and off the field.

*A* In 2018 was named Houston's Darryl Kile Award winner by the St. Louis Chapter

of the BBWAA...The award is presented annually to the Cardinals and Astros player who best exemplifies Kile's traits of "a good teammate, a great friend, a fine father and a humble man.

*A* Was the Astros nominee for the Bob Feller Act of Valor Award in 2017, which is awarded annually to a major league player who actively supports service men and women...Hosted and met with military veterans from the Wounded Warrior Project at home games throughout the season.

- Went 15-3 in 2018 to lead the majors with a .833 winning percentage, joining Roger Clemens (.818) in 2004 as the only Astros to ever do that... His 15 wins, 30 starts, 201 SO and 3.13 ERA were all career bests at the time...Ranked 7th in the AL in ERA.
- Underwent Tommy John surgery on June 14, 2012 while with Pittsburgh...Returned to make 20 starts with the Pirates in 2013.
- Has twice been traded in his career.
  - A* Pittsburgh acquired him along with LHP Jeff Locke and OF Gorkys Hernandez from Atlanta in exchange for OF Nate McClouth in June, 2009.
  - A* Philadelphia sent David Whitehead to the Pirates for Morton in December, 2015.

## MINOR LEAGUE NOTES

- Atlanta drafted Morton in the third round of the 2002 First-Year Player Draft and he spent eight years in the Braves system prior to his trade to Pittsburgh.
- In 14 career minor league seasons, is 44-55 with a 4.05 ERA (373 ER/828.1 IP) across 204 games and 132 starts.
- Was named International League Pitcher of the Week in April, 2009, before being traded to Pittsburgh later that season.
- Pitched for the Peoria Javelinas in the 2007 Arizona Fall League, and was named a Rising Star.
- Was ranked by Baseball America as having the "Best Curveball" in the Braves organization following the 2004 and 2003 seasons and was tabbed as the best pitching prospect in the International League in 2008.



## AMATEUR

- Was selected by Atlanta out of Joel Barlow High School in Redding, Conn.

## PERSONAL

- He and his wife, Cindy, live in Bradenton, Fla. with their four children, Cam, Grace, Benji and Emelia.
  - *A* "Cam" is an acronym for Charles Alfred Morton V, his full name.
  - *A* The Astros clinched the AL West on the day Emelia was born in 2018 and teammate George Springer video called Charlie at the hospital from the clubhouse celebration.

## TRANSACTIONS

- Selected by the Atlanta Braves in the third round of the 2002 First-Year Player Draft...Signed by John Stewart.
- On Atlanta's disabled list (left oblique muscle strain) from March 27 to April 11, 2009.
- Acquired by the Pittsburgh Pirates along with LHP Jeff Locke and OF Gorkys Hernandez from the Atlanta Braves in exchange for OF Nate McClouth on June 3, 2009.
- On Pittsburgh's disabled list (right shoulder inflammation) from May 28 to July 2, 2010; included an injury rehabilitation assignment to Indianapolis (AAA).
- On Pittsburgh's disabled list (left hip surgery) from March 29 to April 14, 2012; included an injury rehabilitation assignment to Indianapolis (AAA).
- On Pittsburgh's 60-day disabled list (right elbow inflammation) from May 30 to the end of the 2012 season.
- On Pittsburgh's 60-day disabled list (recovery from Tommy John surgery) from March 22 to June 13, 2013; included an injury rehabilitation assignment to Bradenton (A+), Altoona (AA) and Indianapolis (AAA).
- On Pittsburgh's disabled list (right hip inflammation) from August 16 to September 16, 2014; included an injury rehabilitation assignment to Altoona (AA).
- On Pittsburgh's 60-day disabled list (right hip surgery) from September 24 through the end of the 2014 season.
- On Pittsburgh's disabled list (recovery from right hip surgery) from April 5 to May 25, 2015; included an injury rehabilitation assignment to Altoona (AA) and Indianapolis (AAA).
- Acquired by the Philadelphia Phillies from the Pittsburgh Pirates in exchange for RHP David Whitehead on December 12, 2015.
- On Philadelphia's 60-day disabled list (left hamstring strain) from April 24 to the end of the 2016 season.
- Signed by the Houston Astros to a two-year major league contract on November 16, 2016.
- On Houston's disabled list (right back muscle strain) from May 27 to July 7, 2017; included an injury rehabilitation assignment to Fresno (AAA).
- On Houston's disabled list (right shoulder inflammation) from August 29 to September 8, 2018.
- Signed by the Tampa Bay Rays to a two-year major league contract on December 21, 2018.
- On Tampa Bay's injured list (right shoulder inflammation) from August 10 to September 2, 2020.
- Signed by the Atlanta Braves to a one-year major league contract on November 24, 2020.
- Signed by the Atlanta Braves to a one-year major league contract with an option for 2023 on September 10, 2021.
- Signed by the Atlanta Braves to a one-year contract for the 2023 season, with a club option for 2024, on September 30, 2022.





# PENN MURFEE

# 56

## RIGHT-HANDED PITCHER

Full Name: **William Penn Murfee**

Bats: **Right**

Throws: **Right**

Height: **6-2**

Weight: **195**

DOB: **May 2, 1994**

Opening Day Age: **29**

Born: **Nashville, TN**

Resides: **Nashville, TN**

MLB Debut: **April 29, 2022**

MLB Service Time: **1.169**

Acquired: **Selected off waivers from New York (NL), November 14, 2023**

Contract Status: **Signed through 2024**

## 2023

- Made Seattle's Opening Day roster and pitched in 16 games at the major league level.
  - 🔪 Logged a 1-2 record and a 1.29 ERA (2 ER/14.0 IP) with 16 strikeouts and 10 walks.
- Did not allow a run over his first 8 appearances of the season, tossing 6.2 IP with two hits, three walks and eight strikeouts.
  - 🔪 Held opponents to a .095 batting average during this stretch.
- Pitched final game of the season on June 11, before he was placed on the injured list the following day.
  - 🔪 Subsequently underwent Tommy John surgery and is expected to miss the 2024 season.

## MAJOR LEAGUE NOTES

- Across two major league seasons and 80 games, owns a 5-2 record and a 2.70 ERA (25 ER/83.1 IP).
- In 2022, went 4-0 with a 2.99 ERA (23 ER/69.1 IP) with 18 walks and 76 strikeouts in 64 games (1 start).
  - 🔪 Became third Mariners rookie in franchise history to post a sub-3.00 ERA, sub-.200 opponent batting average and sub-1.00 WHIP, joining Joel Piñeiro (2001) and Rafael Soriano (2003).
  - 🔪 Ranked in the 97th percentile in hard-hit percentage and 95th percentile in average exit velocity per Baseball Savant...Led MLB rookies in hard-hit percentage (30.1/97th percentile).

## CAREER HIGHS

Most Innings Pitched

**2.0, 8x, last: 10/4/22 (2), SEA vs. DET**

Most Runs

**4, 10/2/22, SEA vs. OAK**

Most Earned Runs

**4, 10/2/22, SEA vs. OAK**

Most Hits Allowed

**4, 10/2/22, SEA vs. OAK**

Most Home Runs Allowed

**1, 8x, last: 4/17/23, SEA vs. MIL**

Most Walks

**2, 4x, last: 4/9/23, SEA at CLE**

Most Strikeouts

**4, 4x, last: 4/15/23, SEA vs. COL**

Longest winning streak

**4 decisions, 6/3-8/26/22**

Longest losing streak

**None**

- 🔪 Recorded a strikeout in 20 consecutive outings from June 1-July 17, the longest streak by a Mariners reliever in 2022...The 20-game streak ranks second-longest strikeout streak by a reliever in Mariners history, trailing only Rafael Soriano's 21-game strikeout streak from July 20-Sept. 12, 2003.

## MINOR LEAGUE NOTES

- In 2021, went 7-3 with a 4.23 ERA (37 ER, 78.2 IP) with 35 walks and 97 strikeouts in 26 games (14 starts) between Double-A Arkansas and Triple-A Tacoma. Named Texas League Pitcher of the Week on June 20, 2021 and named Texas League Pitcher of the Month in June.
  - *A* In 4 June starts, went 3-0 with a 1.38 ERA (4 ER, 26.0 IP) with 7 walks and 30 strikeouts, including a 9.0-inning, complete game shutout on June 18 vs. Tulsa.
- Did not pitch in 2020.
- Made professional debut with Everett on June 17, 2018, tossing 1.0 scoreless inning vs. Hillsboro.
  - *A* Earned first professional win in second outing on June 22 at Vancouver.

## AMATEUR

- Graduated from Montgomery Bell Academy (TN) in 2013.
- Attended Vanderbilt University (TN) for three seasons (2015-17) before transferring to Santa Clara University (CA) for his senior season (2018).
  - *A* Played his first 2 seasons as an infielder before converting to pitcher.

## TRANSACTIONS

- Selected by Seattle in the 33rd round of the 2018 MLB First-Year Player Draft out of Santa Clara University (CA).
- Placed on the seven-day injured list on September 5, 2021 with right elbow inflammation.
- Placed on the 15-day injured list on May 4, 2023 with right elbow inflammation.
- Placed on the 15-day injured list on June 12, 2023 with right elbow inflammation...Was subsequently transferred to the 60-day injured list on July 5.
  - *A* Underwent Tommy John surgery.
- Claimed off waivers by Atlanta from New York (NL) on November 14, 2023.
- Signed a one-year contract with Atlanta on December 15, 2023.



# SEAN MURPHY

# 12

## CATCHER

Full Name: **Sean Michael Murphy**

Bats: **Right**

Throws: **Right**

Height: **6-2**

Weight: **227**

DOB: **October 4, 1994**

Opening Day Age: **29**

Born: **Peekskill, NY**

Resides: **Nashville, TN**

MLB Debut: **September 4, 2019** MLB Service Time: **4.029**

Acquired: **Trade with Oakland, December 12, 2022**

Contract Status: **Signed through 2028 (club option for 2029)**

## 2023

- **Awards:** National League All-Star, NL Player of the Week (5/7)
- 29-year-old Sean Murphy completed his fifth major league season (first with Atlanta), posting a slash line of .251/.365/.478 (93-for-370) in 108 games...He hit 21 home runs and 21 doubles, while recording 68 RBI and 65 runs.
  - Established career-highs in home runs, RBI, batting average and on-base percentage.
  - His 21 home runs and 68 RBI were the highest marks in each category, by a Braves primary catcher, since Brian McCann (24/71) in 2011.
- Made his fourth career Opening Day roster (first with Atlanta)...Has started at catcher in his club's season opener in each of the last four seasons: 2020-22 with Oakland and '23 with Atlanta.
- Started 102 of Atlanta's games during the regular season, making 98 starts at catcher and four as the club's designated hitter.
  - Appeared three times as a pinch-hitter (0-for-3) and three times as a defensive replacement.
  - Started behind the plate in Games 1 and 4 of the NLDS against Philadelphia...Notched his first multi-hit effort in 10 career postseason games by going 2-for-4 in Game 4.
- Among catchers – minimum 300 plate appearances, ranked fourth in slugging percentage (.478), OPS (.844) and WAR (3.9); fifth in on-base percentage (.365); sixth in runs (65); tied for sixth in home runs (21); eighth in RBI (68); tied for 10th in extra-base hits (42).
  - His 17.9% caught stealing pct. ranked ninth among NL catchers – Min. 50 games caught.

## CAREER HIGHS

Most Runs

**4, 9/13/19, OAK at TEX**

Most Hits

**4, 2x, last: 7/5/23, ATL at CLE**

Most Doubles

**3, 2x, last: 8/28/23, ATL at COL**

Most Triples

**1, 2x, last: 9/15/22, OAK at HOU**

Most Home Runs

**2, 3x, last: 5/1/23 (1), ATL at NYM**

Most RBI

**6, 5/1/23 (1), ATL at NYM**

Most Walks

**3, 3x, last: 9/6/23, ATL vs. STL**

Most Stolen Bases

**1, 6/28/22**

Longest Hitting Streak

**10 games, 5/15-5/29/23**

- Since the start of the 2021 season, he leads all primary catchers – minimum 750 plate appearances, in doubles (81).
  - Ranks fourth RBI (193), extra-base hits (139), starts behind the plate (318), innings caught (2,793.1) and WAR (10.1); fifth in runs (179) and total bases (565); ninth in on-base percentage (.334), OPS (.769) and baserunners caught stealing (37); 10th in SLG (.435).



- Recorded nine three-hit games; tied for third-most by primary catchers, behind Washington's Keibert Ruiz and Baltimore's Adley Rutschman, each with 12.
- Collected three extra-base hits on three different occasions: April 10 vs. Cincinnati, April 15 at Kansas City and August 28 at Colorado...Over the last 20 seasons, the only primary catchers with as many such efforts, within a single season, are Buster Posey (2014), John Buck (2010) and former Brave, Brian McCann (2009), each with three.
- Hit a two-run, walk-off home run in the bottom of the 10th inning, April 10 vs. Cincinnati, off RHP Derek Law; his first as a member of the Braves.
  - Ⓜ Became the 10th player in the franchise's Modern Era (since 1900) to hit a walk-off home run as their first home run with the club – the first since Charlie Culberson, in the first game of a doubleheader, May 28, 2018 vs. New York (NL, off RHP Seth Lugo).
- Went 9-for-19 (.474) over a five-game stretch, spanning April 10-15, with all nine hits going for extra-bases (three home runs, six doubles).
  - Ⓜ It's the most extra-base hits by a Braves player over a five-game span since the franchise moved to Atlanta prior to the 1966 season.
- Hit his sixth home run of the season (solo), April 24 vs. Miami, off RHP Edward Cabrera.
  - Ⓜ Became the third Braves catcher over the last 30 seasons, fifth instance, with at least six home runs prior to May 1, joining Evan Gattis (six) in 2014 and Javy López, three times, (eight) in 1998, (six) in 1994 and '97.
- Hit a pair of home runs (both two-run) in the first game of a doubleheader, May 1 at New York (NL).
  - Ⓜ Marked his third career multi-homer game, also: September 10, 2019 at Houston and August 17, 2022 at Texas – both with Oakland.
  - Ⓜ Drove home a career-high six runs in the process, becoming the fourth Atlanta-era (since 1966) catcher, fifth instance, with six or more RBI in a single-game.
- Hit eight home runs through his first 25 games as a Brave, spanning Opening Day ( March 30) – the second game of a doubleheader on May 1.
  - Ⓜ The only players with more longballs through their first 25 games with club were Justin Upton (12) in 2013, Mark Teixeira (10) in 2007, Sid Gordon (nine) in 1950, Andrés Galarraga (nine) in 1998 and Austin Riley (nine) in 2019).
- Named National League Player of the Week for the period ending May 7.
  - Ⓜ Hit .360 (9-for-25) with three home runs, one double, 12 RBI and five runs...Also drew five walks, posting an OPS of 1.275.
  - Ⓜ Became the fourth Braves catcher to win the award, since its inception in 1973, joining Biff Pocoroba (May 22, 1977), Javy López (July 27, 2003) and Brian McCann (July 7, 2013)...Was the only catcher to earn the honor during the 2023 season.
- Since RBI became official in 1920, his 40 RBI through the club's first 60 games (June 6), matched Javy López in 1998 for the most by a Braves primary catcher.
- Elected as the starting catcher for the National League, batted seventh, in the 2023 All-Star Game, July 11 at Seattle's T-Mobile Park; his first career nod.
  - Ⓜ Became the first Brave to be elected an All-Star starter after being acquired the previous off-season since Édgar Rentería (SS) in 2006 (Trade with Boston).
  - Ⓜ Also, became the first Brave to start at catcher since Brian McCann in 2011... Went 0-for-2 at the plate – but nabbed would-be base stealer, Tampa Bay's Randy Arozarena, on a stolen base attempt to end the first inning.
  - Ⓜ Since the inception of the All-Star Game in 1933, he's one of seven catchers to record a caught stealing in their first career appearance...Joined former Brave, Javy López (1997), as the only National Leaguers to accomplish the feat.

## MAJOR LEAGUE NOTES

- Awards:** NL All-Star (2023), NL Player of the Week (5/7/23), Rawlings Gold Glove Award (2021), *Baseball Digest* MLB Rookie All-Star Team, *Topps* All-Star Rookie Team
- In 2021, batted .216 with 17 home runs and 59 RBI in 119 games in his first full season after hitting .237 with 11 home runs and 22 RBI in 63 games over his first two years with the A's.
  - Ⓜ Added 40 walks and was hit by a pitch 12 times for a .306 on-base percentage... The hit by pitches ranked eighth in the American League and tied for 10th most in Oakland history.
  - Ⓜ Hit .293 with runners in scoring position.
- His 17 home runs in 2021 were fifth most among AL catchers and tied for fifth most in Oakland history by a backstop...Led AL catchers in doubles (22) and ranked third in RBI (56) and extra-base hits (39).

- In 2022, led the American League and ranked second in MLB with 1004.0 innings caught...Only Philadelphia's JT Realmuto logged more time (1131.2 innings).
  - Among MLB catchers with 250 plate appearances, ranked highly in numerous categories: doubles (1st, 28), on-base percentage (4th, .348), batting average (5th, .269), RBI (5th, 56), home runs (5th, 16) and slugging percentage (7th, .458).
- In 2021, became the first catcher in Athletics history to win a Gold Glove after tying for third among major league catchers in defensive runs saved (10).
  - Opponents were caught stealing in 13-of-54 (24.1%) stolen base attempts with him behind the plate and the 13 caught stealings tied for fifth most among AL catchers.
  - Ranked fourth among AL catchers in games (112), games started (104) and innings (923.1) and fifth in catchers ERA (3.99).
  - Had just one passed ball, which tied for the fewest among qualified AL catchers...it matched Brent Mayne (1 passed ball in 83 games caught) for the fewest in Oakland history by a catcher with at least 81 games behind the plate.
- During the abbreviated 2020 season, Murphy's rookie season, he started 39 of the A's 60 games behind the plate and batted .233 with seven home runs and 14 RBI in 43 games overall...Added 24 walks to fuel a .364 on-base percentage.
  - Ranked fourth among major league rookies in walks, sixth in home runs and on-base percentage, seventh in OPS (.821) and slugging (.457) and tied for eighth in runs (21).
  - Tied for second among major league catchers in walks (24), tied for third in on-base percentage (.367) and tied for fifth home runs (7).
  - Was hitting .203 with two home runs, five RBI and a .654 OPS in 27 games through the end of August...Then reached base safely in each of his 16 games in September and batted .277 with five home runs, nine RBI and a 1.062 OPS.
- In 2020, started 65% of the A's games at catcher, which was the second highest percentage by a rookie catcher in Oakland history.
  - The highest is 67.3% (109-of-162) by A.J. Hinch in 1998.
  - Tied for third among major league catchers in games (43), ranked fifth in innings (339.1), sixth in catcher's ERA (3.79), tied for sixth in games started (39), eighth in putouts (334) and ninth in total chances (350).
- Became the seventh player in Athletics history to reach 10 career home runs in 55 games or fewer, joining Canseco, Chapman, Held, Gross, McGwire and Olson.
- Made his major league debut on September 4, 2019 against Los Angeles-AL in a start at catcher and went 1-for-3 in the A's 4-0 win...Hit a solo home run off Jake Jewell in the fifth inning for his first hit and RBI.
  - Is just the fourth MLB catcher since 1908 to catch a shutout and homer in his debut (last: Aramis Garcia, SF vs. NYM on August 31, 2018).
  - Became the first Athletic to catch a shutout in his debut since Jack Lapp in the second game of a Sept. 11, 1908 doubleheader against Washington.
  - Became the sixth player in Oakland history to homer in his debut, the first since Franklin Barreto on June 24, 2017 vs. Chicago-AL.
- Appeared in eight postseason games with Oakland, most recently in 2020.

## MINOR LEAGUE NOTES

- Was ranked as the A's seventh-best prospect by Baseball America following the 2017 season and third-best following 2018 and 2019.
- Spent most of the 2018 season at Double-A Midland where he hit .288 with eight home runs and 43 RBI in 68 games.
  - Missed seven weeks of the season with a sprained right finger and also had three games at Triple-A Nashville and two on a rehab assignment with the A's affiliate in the Arizona Rookie League...Combined to hit .285 in 73 games overall.
- Ranked fourth in the A's farm system in 2018 in slugging (.489)...Was named an A's Organization All-Star by *MiLB.com* and a Texas League Midseason All-Star.
  - Was also named to the United States Team for the All-Star Futures Game but did not play due to his injury.
- Batted .340 against left-handed pitchers, .413 during the day and .370 in the ninth inning.
- In 2017, began his first full professional season at Single-A Stockton and was batting .297 with nine home runs and 26 RBI in 45 games when he was promoted to Double-A Midland June 28...Hit .209 with four home runs and 22 RBI in 53 games with the RockHounds.
  - Named to the California League Midseason All-Star team.

## AMATEUR

- Graduated from Centerville High School in Dayton, Ohio...Attended Wright State University.
  - A* Was an All-League selection in 2015... Earned Horizon League Freshman of the Year honors and was a Louisville Slugger Freshman All-American in 2014.

## TRANSACTIONS

- Signed a \$73 million contract extension through the 2028 season that includes a \$15 million club option for the 2029 season.
- Acquired by Atlanta from Oakland as part of a three-team trade that involved Milwaukee... In exchange for Murphy, the Braves traded RH Justin Yeager (MIL), C William Contreras (MIL), Manny Piña, RH Royber Salinas, LH Kyle Muller and RH Freddy Tarnok.
- Placed on the Injured List on August 1, 2019 with a left knee strain.
- Placed on the Injured List on April 30, 2019 with a left knee strain.
- Placed on the Injured List on July 7, 2018 with a right wrist sprain.
- Placed on the Injured List on April 23, 2017 with a left wrist sprain.
- Drafted by Oakland in the third round (83rd overall) of the 2016 First-Year Player Draft.





# MATT OLSON

# 28

## INFIELDER

Full Name: **Matthew Kent Olson**

Bats: **Left**

Throws: **Right**

Height: **6-5**

Weight: **228**

DOB: **March 29, 1994**

Opening Day Age: **29**

Born: **Atlanta, GA**

Resides: **Brookhaven, GA**

MLB Debut: **September 12, 2016** MLB Service Time: **6.103**

Acquired: **Trade with Oakland, March 14, 2022**

Contract Status: **Signed through 2029 (club option for 2030)**

## 2023

- **Awards:** National League All-Star, NL Silver Slugger Award (1B), All-MLB Second Team (1B), 2x NL Player of the Week (8/13 shared with RHP Michael Lorenzen and 9/10)...Placed fourth in NL MVP voting...Braves nominee for the Roberto Clemente Award.
- **MLB Ranks:** Home runs (1st, 54), RBI (1st, 139), extra-base hits (2nd, 84), total bases (2nd, 367), runs (3rd, 127), walks (3rd, 104), slugging percentage (3rd, .604) Avg. exit velo (4th, 93.7), OPS (4th, .993), hard-hit balls (5th, 247), fWAR (5th, 6.7).
- 29-year-old Matt Olson completed his eighth major league season (second with Atlanta), posting a slash line of .283/.389/.604 (172-for-608) in 162 games...He hit 54 home runs, 27 doubles and three triples, while recording 139 RBI and 127 runs.
  - Established career-highs in runs, hits, home runs, triples, RBI, walks (104), on-base percentage and total bases (367).
- Established the Braves single-season records for home runs (54) and RBI (139) - since RBI became official in 1920.
  - Joined Hall-of-Famer Henry Aaron (1957, '60, '63, '66) as the only players in franchise history to lead the majors in RBI.
  - Aaron, like Olson, led the majors in both categories in 1957.
- Of his 54 home runs, 28 were hit at Truist Park; most by any player at their home venue.
  - The only player in franchise history with more home runs at their home venue, within a single season, is Hall-of-Famer Henry Aaron (31) at Atlanta Stadium in 1971.

## CAREER HIGHS

Most Runs

**4, 6/30/23, ATL vs. MIA**

Most Hits

**4, 7x, last: 6/30/23, ATL vs. MIA**

Most Doubles

**2, 12x, last: 8/24/22, ATL at PIT**

Most Triples

**1, 4x, last: 8/28/23, ATL at COL**

Most Home Runs

**2, 21x, last: 9/11/23 (2), ATL at PHI**

Most RBI

**5, 6x, last: 7/30/23, ATL vs. MIL**

Most Walks

**4, 9/26/21, OAK vs. HOU**

Most Stolen Bases

**1, 8x, last: 5/25/23, ATL vs. PHI**

Longest Hitting Streak

**16, 6/30-7/21/19**

- Made his sixth career Opening Day roster (second with Atlanta)...Has started at first base in his club's season opener in each of the last six seasons: 2018-21 with Oakland and '22-23 with Atlanta.
- Started all 162 of Atlanta's games during the regular season; all at first base.
  - He's played in all 162 regular season games in each of his first two seasons with the Braves.



- Dating to May 2, 2021, he's played in 458 consecutive regular season games; the longest active streak in baseball.
  - *A* The only other players to appear in each of their club's games during the 2023 season were Juan Soto, then of San Diego, Eugenio Suárez, then of Seattle and Texas' Marcus Semien.
  - *A* For context, there were four total players to accomplish the feat over the 2021-22 seasons.
  - *A* Started at first base in each of the club's four postseason games...Went 1-for-4 with a single in each postseason contest... Added a walk in NLDS Game 3.
- His 12 first-inning home runs were tied with Hall-of-Famer Eddie Mathews (1955) for the most in the opening frame, within a single-season, in franchise history.
  - *A* Hall-of-Famer Henry Aaron (1971) and Austin Riley (2023) hold the record with 13.
  - *A* Led the majors with 37 first-inning RBI.
- Became the first player in Braves franchise history to hit 30 or more homers in each of his first two seasons with the club (34 in 2022).
  - *A* His 88 home runs in his first two seasons with the Braves rank eighth-most, all-time by a player in their first two seasons with a club, following Hall-of-Famer Babe Ruth (113 with New York-AL), Álex Rodríguez (109 with Texas), Roger Maris (100 with New York-AL), Cecil Fielder (95 with Detroit), Mark McGwire (94 with St. Louis), Kyle Schwarber (93 with Philadelphia) and Hall-of-Famer Jim Thome (89 with Philadelphia).
- Paired with Austin Riley to hit seven back-to-back home runs (regardless of order), establishing a Braves single-season franchise record in that regard.
  - *A* Became the first duo with as many as seven back-to-back home runs, within a single-season, since San Francisco's Barry Bonds and Rich Aurilia in 2001.
  - *A* Olson and Riley are the first teammates in MLB history to hit back-to-back home runs in six consecutive months, within a single-season (twice in July).
  - *A* In August, they became the first duo to accomplish the feat in five straight months.
- Led all qualified first basemen in home runs (54), RBI (139), total bases (367), slugging percentage (.604) and OPS (.993); ranked second in runs (127) and extra-base hits (84).
  - Over the last 20 seasons, the only National Leaguers with more home runs, within a single-season, are Giancarlo Stanton, then of Miami (59) in '17 and Ryan Howard (58) in 2006.
    - *A* No player, league-wide, has driven in as many runs, within a single season, since Miguel Cabrera (139) in 2012...In the National League, Prince Fielder and Ryan Howard each tallied 141 RBI in 2009.
  - Recorded eight multi-homer games, bringing his career total to 21...The only player in Braves franchise history, with more such efforts, within a single-season, is Andruw Jones (9) in 2005.
    - *A* His previous high for multi-homer efforts, within a single-season, was three, done twice: 2019 and 2021 with Oakland.
  - Over the season's final 94 games, since moving from the second spot in the batting order on June 15, he led all qualifiers in home runs (36), at-bats per HR (9.7), RBI (94), slugging percentage (.693) and OPS (1.113).
    - *A* Hit second in the batting order in each of the first 68 games.
  - Hit two grand-slams – June 17 vs. Colorado, off RHP Connor Seabold and July 14 vs. Chicago (AL), off RHP Michael Kopech.
    - *A* The latter doubled as his 30th home run of the campaign, making him the first player in Braves franchise history to hit 30 home runs within the club's first 90 games in a season.
    - *A* It's the second of his eight MLB seasons that he's hit multiple grand-slams, also: 2020 with Oakland...Owns eight career grand-slams.
  - Totaled 84 extra-base hits; fifth-most, within a single-season, in franchise history.
    - *A* Hall-of-Famers Henry Aaron (92 in 1959), Chipper Jones (87 in 1999), Eddie Mathews (86 in 1953) and Hugh Duffy (85 in 1894) are the only players with more.
  - Hit his 200th career home run, June 24 at Cincinnati, off RHP Graham Ashcraft.
    - *A* Among active players, he's the third-fastest to reach the milestone, by games played (813), behind New York's Aaron Judge (671) and Giancarlo Stanton (781).
  - Since his first full season in 2018, leads all first basemen in home runs (206) and RBI (570).
    - *A* Ranks second in extra-base hits (379); third in runs (500); fourth in hits (786); fifth in doubles (169) – minimum 50% of games played at first base.

- Hit a franchise-record 29 home runs prior to the All-Star Game, surpassing the previous mark of 28 by Andrés Galarraga in 1998.
  - His 72 RBI fell three shy of the pre-All-Star Game franchise record, set by Hall-of-Famer Eddie Mathews in 1953 and matched by Andruw Jones in 2005...The All-Star game was first played in 1933.
- Established a Braves franchise record by recording at least one RBI in 11 consecutive games, spanning July 28-August 8.
  - It was the longest streak of its kind since Carlos González also had an 11-game run in 2011.
- Drove in his 100th run of the season, August 8 at Pittsburgh (bases loaded walk).
  - Became the first player, league-wide, to reach 100 RBI in the 2023 season...Since RBI became an official statistic in 1920, he joined Wally Berger (1935, Boston) as the fastest Braves, by team games, to reach 100 RBI in a season, each doing so in the club's 111th game of their respective seasons...Hall-of-Famer Henry Aaron held the previous Atlanta-era (since 1966) mark, doing so in 114 games in 1970.
- Hit his 51st home run (solo), September 12 at Philadelphia, off RHP Zach Wheeler.
  - Matched the Braves single-season franchise home run record, set by Andruw Jones in 2005...He took sole possession of the record (52), September 16 at Miami – hitting a solo shot off RHP Bryan Hoenic.
- Recorded his 133rd RBI of the season in the second game of a doubleheader, September 24 at Washington.
  - Moved into sole possession of the Atlanta-Era (since 1966), single-season RBI record, surpassing Gary Sheffield (132) in 2003.
- Drew his 80th walk of the season, August 15 vs. New York (AL), becoming the fastest National Leaguer, by games played (119), to amass 80 walks and 40 home runs, within a single-season, since Barry Bonds (107) in 2003.
  - Since 2000, the only other Brave to reach those figures is Andruw Jones in 2006, who did so in his 153rd game.

## MAJOR LEAGUE NOTES

- **Awards:** Rawlings Gold Glove Award (2018,2019), AL All-Star (2021), NL Player of the Week (10/5/22)
- In his first 12 games as a Brave, in 2022, batted .452/.566/.714 (19-for-42) with seven extra-base hits, 11 walks and a 1.280 OPS.
- On June 12,2022, hit his 150th career home run... At the time, he became one of six active players in baseball with at least 150 home runs and fewer than 750 games played.
- Hit 34 doubles before the 2022 All-Star break, setting a new franchise record.
  - Marcus Giles (2003), Ozzie Albies (2018) and Nick Markakis (2018) previously shared the honor with 29 apiece...Since 2015, only Eduardo Escobar (MIN, 35) and David Ortiz (BOS, 34) have done it.
  - From June 1 through the remainder of the regular season, recorded 82 RBI, ranking second in the National League and third in Major League Baseball...Only Aaron Judge (NYY, 93) and Pete Alonso (NYM, 84) had more.
- In 2022, ranked third in the National League and eighth in MLB with an average exit velocity of 92.9 mph (min. 250 batted balls).
  - That average exit velocity is the highest in a single season by a Brave in the Statcast era (since 2015).
- Played in all 162 games (161 starts), one of two players in MLB to do so...Teammate Dansby Swanson was the other (162 starts).
  - The last first baseman, league-wide, to play in all 162 games was Freddie Freeman, who did it for Atlanta in 2018.
  - Olson played in 162 games for the second time in his career, also doing so in 2018 with Oakland...Freeman was also the last first baseman to do it in two seasons (2014, '18).
- **2021:** Was named to his first American League All-Star team and batted .271 with 39 home runs and 111 RBI in 156 games.
  - Also participated in the Home Run Derby for the first time and hit 23 home runs in a first round loss to Trey Mancini (24)...had an average distance of 447 feet and an average exit velocity of 104.8...Topped out at 495 feet and an exit velocity of 111.
- Had career highs in batting average, on-base percentage (.371), runs (101), hits (153), doubles (35), home runs, RBI, walks (88), extra base hits (74) and stolen bases (4).
- Finished eighth in AL MVP voting and received

votes for as high as fourth (2).

- Led A's in nearly every category including batting, on-base percentage, slugging percentage, OPS, games, at bats, runs, hits, doubles, home runs, RBI, walks and extra-base hits.
- Batted .225 with 16 home runs and 43 RBI with two strikes...Tied for second in the AL in two-strike home runs and tied for third in RBI.
- According to the Elias Sports Bureau, his 22 home runs against left-handed pitchers matched Stan Musial, who had 22 in 1949, for the most in Major League history by a left-handed hitter.
- Ranked second in the AL in go-ahead RBI (31) and tied for third in go-ahead home runs (16).
- Led AL first basemen with a .995 fielding percentage...Also ranked first in games (152) and total chances (1,235), second in putouts (1156), tied for second in assists (73), third in double plays (98) and tied for third in defensive runs saved (6).
- Led major league first basemen in RBI (111) and ranked second in home runs (39).
  - *A* The RBI were third most in Oakland history by a first baseman and the most since Jason Giambi had 121 in 2000...The home runs tied for fourth and were the most since Mark McGwire had 47 in 1996.
  - *A* Now has 176 home runs as a primary first baseman over the last five years, which are the most among major league first basemen over that span.
- Ranked second in the AL in intentional walks (12) and third in sacrifice flies (11)...The sacrifice flies tied for fourth most in Athletics history and were the most since Brent Gates also had 11 in 1995. The intentional walks matched the most by an Athletic over the last 19 years and were the most since Nick Swisher had also 12 in 2007.
- Hit .322 with 21 home runs, 52 RBI and a 1.103 OPS in 65 games during the day, .236 with 18 home runs, 59 RBI and a .778 OPS in 91 night games.
  - *A* Led the majors in on-base percentage in day games (.438), ranked second in home runs and OPS and third in slugging (.665) and RBI...his 21 home runs during the day were the most by an Athletic since Mark McGwire had 22 in 1996.
- Hit 27 of his 39 home runs with the bases empty, which tied for the third most solo home runs in Oakland history behind McGwire (32 in 1987) and Reggie Jackson (28 in 1969).
- His 39 home runs were third most in Athletics history by a left-handed hitter behind Reggie Jackson (47 in 1969) and Jason Giambi (43 in 2000).
- Was 6-for-15 (.400) with the bases loaded...Had a grand slam and 21 RBI...Batted .272 with a .912 OPS on the road, .270 with a .911 OPS at home.
- Had a career-high 80-game errorless streak from June 1-September 7, which tied for the third longest errorless streak by a first baseman in Oakland history.
  - *A* It was the longest since Daric Barton also had an 80-game streak from June 15, 2011-September 24, 2013
- **2020:** Seven of his 14 home runs put the A's ahead and he tied for second in the majors in go-ahead home runs...Tied for the lead in game-winning RBI (8) and tied for fourth in go-ahead RBI (11)...Ranked third among Major League first basemen in home runs (14) and walks (34) and fourth in RBI (42).
- Started 59 games at first base and committed just one error in 60 games overall at first for a .998 fielding percentage...The fielding percentage rounded to four decimal places was .9977, which was second highest in Athletics history to Vic Power of the 1957 Kansas City A's (.9981). Hit a walk-off grand slam in the bottom of the 10th inning on Opening Day, July 24 against Los Angeles (AL).
  - *A* It was the third Opening Day walk-off grand slam in major league history along with Jim Presley (Seattle, 1986) and Sixto Lezcano (Milwaukee, 1980).
  - *A* It was the first Opening Day walk-off home run in Oakland history and the third Opening Day grand slam (Eric Fox, 1993; Terry Steinbach, 1994)
  - *A* It was the eighth walk-off grand slam in Oakland history, the first since Khris Davis on May 17, 2016.
- Hit his 100th career home run in the second game of the September 8 doubleheader against Houston, a three-run shot off De Jong in the third inning.
  - *A* It came in his 399th game and he became the 11th player in major league history to hit 100 home runs before his 400th career game (Joe DiMaggio, Joey Gallo, Bob Horner, Ryan Howard, Aaron Judge, Ralph Kiner, Chuck Klein, Eddie Mathews, Mark McGwire, Gary Sanchez).
- **2019:** Won his second consecutive Rawlings Gold Glove for American League first basemen.
- Tied for seventh in the AL in home runs (36).
- Slugged .644 on the road, which was the second-best mark in the majors and fifth-best in Oakland history...ranked third in the AL in road OPS, fourth in home runs and tied for eighth in RBI (53)...19 of his home runs came with runners

on base, which tied for second in the AL.

- Led major league first basemen in defensive runs saved (13).
  - Led AL first basemen total chances (1,121), putouts (1,023) and assists (90), ranked second in fielding percentage (.993), double plays (95) and games (127) and tied for second in games started (125) and errors (8)... The assists tied for seventh most in Oakland history by a first baseman and were the most since Mark McGwire had 101 in 1991...Was a unanimous choice as best first baseman in the Fielding Bible Awards...Won the award for the second consecutive season.
- Hit .358 with 13 home runs and 35 RBI in 37 games batting clean-up...Had a .305 batting average leading off an inning.
- Was on the A's Opening Day roster and started each of the first two games before injuring his hand on a foul tip in his final at bat on March 21 against Seattle in Tokyo.
  - Underwent surgery on March 22 at the Kerlan-Jobe Clinic in Los Angeles, Calif.
  - The surgery was performed by Dr. Steven Shin and involved a right hamate excision to Olson's right hand.
  - Was placed on the 10-day injured list March 27, retroactive to March 25, ending his consecutive games played streak at 164.
- **2018:** Played in all 162 games and batted .247 with 29 home runs and 84 RBI in his first full season in the majors.
- Also won the American League Gold Glove Award for first basemen after leading Major League first basemen in games (162), total chances (1,494), putouts (1,403) and defensive runs saved (14).
- Was one of four first basemen in AL history to play in 162 games in a season along with Norm Siebern (KC, 1962), Bill Buckner (BOS, 1985) and Carlos Delgado (TOR, 2000)...Is one of 19 major league first basemen to do it.
  - Was the fourth player in Athletics history to play every game at first base (Norm Siebern, 1962; Dick Siebert, 1940; Stuffey McInnis, 1912).
  - His 152 starts were second most to the Oakland record of 155 set by Daric Barton in 2010.
  - Set an Oakland record for total chances by a first baseman (1,494).
- **2017:** Batted .259 with 24 home runs and 45 RBI in 59 games over six stints with the A's in his rookie campaign.
  - Added 22 walks for a .352 on-base percentage...Slugged .651 and had a 1.003 OPS...The slugging percentage was fourth highest in Oakland history among players with 200 or more plate appearances and the OPS was ninth best.
  - Tied for third among American League rookies in home runs and ranked eighth in RBI...His 24 home runs were third most in Athletics history by a rookie and the most since Mark McGwire set the record with 49 in 1987.
  - They were the most by an Athletic 23 years old or younger since Eric Chavez hit 32 as a 23-year old in 2001.
  - Added 23 home runs with Nashville to become the first player to hit 20 home runs in both the majors and the minors since Giancarlo Stanton in 2010 (22 with Florida, 21 with Jacksonville).
- Averaged 7.88 at-bats per home run, which was fourth fewest in major league history among players with a minimum of 200 plate appearances.
- Had more home runs (24) than singles (23).
  - The home runs were second most in Athletics history (McGwire, 39 homers and 35 singles in 1995) among players with more home runs than singles...49.0% of his hits were home runs, which is the second-highest percentage in MLB history among players with 200 or more plate appearances (McGwire, STL, 51.8% in 2001).
  - Had just two doubles, which were the fewest in major league history by a player with 20 or more home runs (previous: 4 by Wes Covington, 1957 and Mark McGwire, 2001).
- Had five separate stints over the first four months of the season and hit .196 with four home runs and nine RBI in 18 games.
  - Following the Yonder Alonso trade, he was recalled for a sixth time August 8 and batted .283 with 20 home runs and 36 RBI in 41 games before a hamstring strain on September 24 ended his season with a week remaining.
  - The 20 home runs were the most in the AL and tied for second most in the majors over that span (August 8-September 24).
  - Hit 20 home runs after the All-Star Break, which tied for fifth in the American League...It was second most among major league rookies (Judge, NYY 22).
- Hit his first major league home run June 24 at Chicago-AL, a two-run shot off James Shields in the first inning...Added another two-run homer in the seventh inning for his first career multi-homer game.



- Homered in five consecutive games from September 15-19 to tie the major league **rookie** record for consecutive games with a home run.
  - Was the first Oakland player to do it and the second Athletic (George Alusik, Aug. 7-11, 1962).
  - Homered in each of his final nine series from August 25 to September 24.
  - Was the first rookie in major league history with 15 home runs over a 21-game stretch (August 27-September 19) and 16 home runs over a 23-game span (August 27-September 22)...His 15 home runs over 21 games were the most by any player in Oakland history.
- **2016:** Made his major league debut with Oakland as a September call-up and went 2-for-21 (.095) in 11 games...Added seven walks for a .321 on-base percentage.
  - Appeared in five games (four starts) in right field and four games (two starts) at first base.
  - Was selected from Triple-A Nashville September 12 following the conclusion of the Sounds season...Made his debut that day at Kansas City and walked as a pinch hitter in the ninth inning.
  - Singled off Nick Martinez in the third inning September 25 against Texas for his first major league hit...His first extra-base hit was a double in his final game on October 2 at Seattle.

## MINOR LEAGUE NOTES

- Made his Double-A debut with Midland in **2015** and spent the entire season with the RockHounds, batting .249 with 17 home runs and 75 RBI in 133 games...Added 105 walks for a .388 on-base percentage...Ranked second in all of minor league baseball in walks to teammate Colin Walsh (124).
  - Tied for the Texas League lead in intentional walks (6), ranked second in walks, tied for second in extra base hits (54), third in doubles (37), RBI and on-base percentage, fourth in runs (82), tied for fourth in home runs and fifth in games.
- Ranked second in the A's farm system in walks and on-base percentage, tied for second in extra-base hits, third in doubles, tied for third in RBI and fourth in runs and home runs.
  - Named to the Texas League Midseason

All-Star team and the All-Star Futures Game.

- Appeared in 62 games at first base, 59 in right field and two at third base...Had 11 outfield assists, which tied for fourth in the team lead.
- Reached base safely via hit or walk in 116 of his 133 games.
- Went 0-for-4 in the Texas League All-Star Game on June 30 and 1-for-2 in the All-Star Futures Game at Cincinnati July 12... Batted .185 with a home run and four RBI in seven postseason games for the Texas League Champion RockHounds.
- Was rated as the A's sixth-best prospect by Baseball America following the season.
- Was named to the California League Postseason All-Star team in **2014** after batting .262 with 37 home runs and 98 RBI in 138 games...Added 117 walks for a .404 on-base percentage...The walks were the most in all of the minor leagues and the home runs were third best behind Kris Bryant (43) and Joey Gallo (42).
  - Also ranked third in the minors in runs (111), fifth in total bases (278) and tied for sixth in extra base hits (69).
  - Was named to the Baseball America Minor League All-Star Team.
  - Led the Cal League in home runs, runs, walks, extra base hits and total bases... Topped the A's farm system in home runs, RBI, runs, walks, extra base hits, total bases and slugging percentage.
  - His 37 home runs were third best by an A's farmhand since the club moved to Oakland in 1968.
- In **2013**, spent the entire season at Single-A Beloit where he hit .225 with 23 home runs and 93 RBI in 134 games.
  - Added 72 walks for a .326 on-base percentage...ranked second in the Midwest League in home runs and RBI, third in extra base hits (55).
- Was named to ML Midseason All-Star Team... ranked second in the A's farm system in home runs, RBI and extra base hits and tied for fourth in doubles.

- Appeared in 127 games at first base and was named the best defensive first baseman in MLB by Baseball America...Led league first basemen in games, total chances (1220), putouts (1109) and assists (102) and tied for the lead in double plays (97).
- In **2012**, batted .282 with nine home runs and 45 RBI in 50 games with the A's affiliate in the Arizona Rookie League and Short Season Single-A Vermont...Ranked second in the Arizona League in home runs (8) and fourth in doubles (16) and RBI, second in fielding percentage (.993), double plays (95) and games (127) and tied for second in games started (125) and errors (8)...The assists tied for seventh most in Oakland history by a first baseman and were the most since Mark McGwire had 101 in 1991...Was a unanimous choice as best first baseman in the Fielding Bible Awards...Won the award for the second consecutive season.
- Made a team-leading 73 starts batting third...Hit .358 with 13 home runs and 35 RBI in 37 games batting clean-up...Had a .305 batting average leading off an inning. Was named the A's number 10 prospect by Baseball America following the season.

## PERSONAL

- Graduated from Parkview High School in Lilburn, Ga. in 2012.
- Had his jersey retired by Parkview (GA) in 2019.

## TRANSACTIONS

- Drafted 47th overall by Oakland in the 2012 MLB First-Year Player Draft as compensation for the loss of free agent David DeJesus.
- Selected to Oakland's major league roster (9/12/16).
- Optioned to Triple-A Nashville (3/17/17).
- Optioned and recalled six separate times throughout the 2017 season.
- Placed on the 10-day Injured List with a fractured right hamate bone (3/25/19).
- Reinstated from the Injured List after a minor league rehabilitation assignment (5/7/19).
- Acquired by the Atlanta Braves from the Oakland Athletics on March 14, 2022, in exchange for C Shea Langeliers, OF Christian Pache, RHP Ryan Cusick and RHP Joey Estes.
- Signed an eight-year contract extension worth \$168 million, with a club option for 2030.





# MARCELL OZUNA

# 20

## OUTFIELDER

Full Name: **Marcell Ozuna**

Bats: **Right**

Throws: **Right**

Height: **6-1**

Weight: **225**

DOB: **November 12, 1990**

Opening Day Age: **33**

Born: **Santo Domingo, DR**

Resides: **Santo Domingo, DR**

MLB Debut: **April 30, 2013**

MLB Service Time: **10.124**

Acquired: **Signed as a free agent, January 21, 2020**

Contract Status: **Signed through 2024 (club option for 2025)**

## 2023

- **MLB Ranks:** Home runs (6th, 40), slugging percentage (7th, .558), OPS (9th, .904).
- 33-year-old Marcell Ozuna completed his 11th major league season (fourth with Atlanta), posting a slash line of .274/.346/.558 (145-for-530) in 144 games.
  - He hit 40 home runs, 29 doubles and one triple, while recording 100 RBI and 84 runs...Established career-highs in home runs and slugging percentage (excl. 2020).
  - Also recorded his best marks in several seasons, across other statistical categories..
  - Scored 84 runs; most since 2017 (93)... Collected 145 hits; most since 2018 (163)...Hit 29 doubles; most since 2017 (30)...Tallied 100 RBI; most since 2017 (124)...Drew 57 walks; most since 2019 (62)...Batted .274; highest, over a full season, since 2018 (.280)...
  - Reached base at a .346 clip; highest, over a full season, since 2017 (.376)...Posted a .905 OPS; highest over a full season, since 2017 (.924)...
  - Notched 296 total bases; highest since 2017 (336).
- Made his 10th career Opening Day roster (fourth with Atlanta).
  - Has started the outfield in his club's season opener in each of the last 10 seasons: 2014-16 in centerfield with Miami, 2017 in left field with Miami, 2018-19 in left field with St. Louis and 2020-23 in left field with Atlanta.
- Started 142 of Atlanta's games during the regular season, making 140 starts as the club's designated hitter and two in left field

## CAREER HIGHS

Most Runs

**4, 7/26/17, MIA at TEX**

Most Hits

**5, 9/11/20, ATL at WSH**

Most Doubles

**3, 5/1/15, MIA vs. PHI**

Most Triples

**1, 21x, last: 9/30/23, ATL vs. WSH**

Most Home Runs

**3, 9/1/20, ATL at BOS**

Most RBI

**6, 2x, last: 9/1/20, ATL at BOS**

Most Walks

**3, 4x, last: 7/30/20, ATL vs. TB**

Most Stolen Bases

**1, 28x, last: 5/15/22, ATL vs. SD**

Longest Hitting Streak

**16 games, 3x, last: 8/4-8/19/23**

- Logged 14.0 total defensive innings... Appeared twice as a pinch-hitter (0-for-2).
- Became the fourth player, fifth instance, to amass 40 home runs and 100 RBI from the designated hitter position, within a single-season – joined Hall-of-Famer David Ortiz, twice (2005-06), Kris Davis (2018) and Nelson Cruz (2019).
- Of his 40 longballs, 38 were hit since play began on May 1...Since that date, he was tied for second

in the majors in RBI (98); ranked third in home runs; sixth in slugging percentage (.603); seventh in OPS (.969), while placing seventh in the National League in batting average (.297).

- *A* Hit nine opposite field home runs this season; his most, within a single-season, since Statcast began tracking in 2015... The only right-handed hitter with more opposite field home runs during the 2023 season was Seattle's Julio Rodríguez (12).
- *A* Totaled nine home runs in both May and August; his most within a calendar month since hitting 10 in September 2020.

- Since the designated hitter was implemented in both leagues prior to the 2022 season, the only player with more home runs as a DH than Ozuna's 51 is Los Angeles' (NL) Shohei Ohtani (78)...Ozuna's 131 RBI as a DH ranks third, trailing Ohtani (190) and J.D. Martinez (164).
- Along with Matt Olson (54), Ronald Acuña Jr. (41) and Austin Riley (37), became the first team in MLB history with four 35-homer players.
- With 100 RBI, was one of five Braves with at least 95 RBI, alongside Olson (139), Ozzie Albies (109), Acuña Jr. (106) and Riley (97).
  - *A* Since RBI became official in 1920, matched the record for most players on a team with at least 95 RBI...The 2023 Braves were the eighth team to do so and the first National League club to accomplish the feat.
  - *A* The four players with 100 RBI the second time four Braves have done so in the same season, the other(s): Gary Sheffield (132), Andruw Jones (116), Javy López (109) and Hall-of-Famer Chipper Jones (106) in 2003.
- Along with Acuña Jr. (41/106) and Olson (54/139), formed the third trio of teammates to have such a season (40 HR/100 RBI) in the same year.
  - *A* Colorado did so in back-to-back years, with Ellis Burks, Vinny Castilla and Andrés Galarraga accomplishing the feat in 1996 and Castilla, Galarraga and Hall-of-Famer Larry Walker in 1997.
- Entering 2024, his 236 career home runs are the most among players on the Braves current roster...Matt Olson owns 230.
- Hit a pair of home runs (grand-slam, solo), May 3 at Miami – both off LHP Braxton Garrett.
  - *A* The second longball marked the 200th off his 11-year big league career.
  - *A* His four multi-homer games in 2023 were tied for his most, within a single-season,

also: 2017 with Miami...Other multi-homer games in 2023: July 29 vs. Milwaukee, August 21 vs. New York (NL) and October 1 vs. Washington.

- Celebrated 10 years of MLB service time on May 17.
- Homered in three straight games, on three separate occasions: May 24 vs. Los Angeles (NL) – May 26 vs. Philadelphia, July 28-30 vs. Milwaukee and August 21-23 vs. New York (NL).
  - *A* Had one such streak over the previous three seasons combined: May 17-18, 2022 at Milwaukee – May 20 at Miami.
- Was ejected by home plate umpire, Ryan Blakney, following a called third strike, August 5 at Chicago (NL).
  - *A* Marked the first ejection of his 11-year MLB career
  - *A* He was the only Braves player to be ejected during the 2023 season.
- Hit his 24th home run of the season, a three-run shot off RHP Luis Severino, August 15 vs. New York (AL)...Surpassed his 2022 total in 103 games...Hit 23 home runs in 124 games in 2022.
- Hit safely in 16 straight games, spanning August 4-19; matching the longest hitting streak of his career, and first since April 30-May 16, 2016 with Miami.
- Became the fifth Brave to reach 25 home runs during the 2023 season, August 21 vs. New York (NL) off LHP David Peterson (solo); establishing the single-season franchise record...The club had four players eclipse 25 home runs in 1998, '03, '06 and '21.
  - *A* Collected three hits in consecutive games, homering in both contests (solo, two-run), August 22-23 vs. New York (NL)...Marked the third time in his career that he's recorded back-to-back three-hit games and first instance since 2017 with Miami.
- Hit game-tying, solo home run in the ninth inning, September 27 vs. Chicago (NL), off RHP Mark Leiter Jr.; his 37th of the season – matching his career-high, set with Miami in 2017.
  - *A* Marked his sixth career game-tying or go-ahead home run in the ninth-inning or later.
- Went deep twice in the regular season finale (three-run, solo), October 1 vs. Washington.
  - *A* His two home runs and five RBI on the afternoon put him at exactly 40 home runs and 100 RBI on the season.
- From August 21 through season's end, he



reached base safely in 36 of 37 contests, while recording at least one hit in 30 games.

🔸 Produced two 18-game on-base streaks over that stretch: August 21–September 9 and September 11 (G1)–season’s end...In total, slashed .340/.410/.778 with 16 home runs, 13 doubles and one triple, while recording 40 RBI.

🔸 Led all qualifiers in home runs, extra-base hits (30), RBI, slugging percentage and OPS (1.188); ranked fourth in doubles; fifth in batting average.

- Totaled six home runs, six doubles and one triple over his final 13 regular season games, spanning September 17–October 1...Hit .365 (19-for-52), with a 1.296 OPS over that span.
- Received one ninth-place vote in the National League MVP voting; finishing 19th.

## MAJOR LEAGUE NOTES

- **Awards:** NL All-Star (2x, 2016, '17), Louisville Slugger Silver Slugger (2x, 2017 – OF, 2020 – DH), Rawlings Gold Glove (2017; LF), All-MLB First Team (2020; DH), Edgar Martinez Outstanding Designated Hitter of the Year (2020), *Baseball America* All-MLB Second Team (2020; OF).

🔸 His first NL All-Star selection came in 2016, when he started in center field for the N.L...Went 1-for-2 with a RBI single... Was the NL’s starting left fielder the following season, 2017, playing in his home stadium of Marlins Park...He had 70 RBI before the break that season, tied for the most in MLB.

- When he won his first career Silver Slugger in 2017, had a career-high 124 RBI, the third-most in baseball...It was the second-most RBI by a Marlins player in a single-season, trailing Giancarlo Stanton’s 132, also in 2017...Ozuna also had career-best totals that season in games played (159), home runs (37), doubles (30), walks (64) and runs scored (93).

🔸 He also earned a Rawlings Gold Glove in 2017...Was the NL recipient for left fielders...Led all players at his position in putouts (305) and fielding percentage (.984), while ranking second in outfield assists (10).

- Participated in a back-to-back home run sequence five times in 2022, leading the National League and tying for fourth in MLB.

🔸 Since 2018, his 11 back-to-back home run participations are tied for fourth in the National League.

- Recorded the third-longest hit streak by a Brave in 2022, trailing Austin Riley’s 18-gamer (7/5–26) and Michael Harris II’s 15-gamer (8/22–9/9).

🔸 Was a 12-game hitting streak from May 13–25, the longest of the season for Ozuna and his best since hitting in 12 straight from April 1–13, 2018 with St. Louis.

- In 2020, ranked highly in the National League in the following categories: home runs (18, 1st), RBI (56, 1st), total bases (145, 1st), hits (77, 2nd), extra-base hits (32, T2nd), batting average (.338, 3rd), on-base % (.431, 3rd), slugging percentage (.636, 3rd), OPS (1.067, 3rd), AB/HR (12.67, 6th), walks (38, T6th) and fWAR (2.5, T10th).

🔸 He posted single-season career bests in each of the three slash line categories – batting average, on-base percentage, slugging percentage.

🔸 He was one of 15 players and three Braves to appear in at least 60 games in 2020... Starling Marte played in a majors-most 61 games after beginning the season with Arizona and finishing the campaign with Miami...Freddie Freeman and Dansby Swanson also played in 60 games.

🔸 Extrapolated over a full 162-game season, Ozuna’s totals paced to 49 home runs and 154 RBI.

- From 2016–19, had at least 20 home runs and 75 RBI in every season.

🔸 This stretch began with a 23-homer season in 2016, a total he matched in 2018...Hit a career-best 37 homers in 2017 and added 29 in 2019.

🔸 Ten of his homers in 2019 came in April, the most he has hit in any calendar month of his career...That total was tied with Los Angeles’ Cody Bellinger and Milwaukee’s Christian Yelich for the most in the NL that month.

🔸 Hit his first career homer on 5/4/13 at Philadelphia, off former teammate Cole Hamels.

- In 21 career postseason games, has hit .284/.315/.534 (25-for-88) with seven doubles, five home runs and 16 RBI.

- His only other postseason experience aside from 2020 & 2022 with Atlanta came in 2019 with St. Louis.
  - In that season, was the Cardinals' starting left fielder in all nine of their playoff games...In the five-game Division Series against the Braves, went 9-for-21 (.429) with a 1.335 OPS...His nine hits were tied for the most by a St. Louis player in a Division Series...Paul Goldschmidt also had nine hits in that series, while Fernando Vina first set the mark in 2002.
  - Had multiple hits in each of the first four games of that DS vs. the Braves, becoming the first Cardinals player to begin his postseason career with four consecutive multi-hit games since Jim Edmonds in 2000.
  - Hit two home runs in Game 4 of the 2019 NLDS, the seventh Cardinals player to hit multiple home runs in a postseason game, and the first since Carlos Beltran in Game 2 of the 2012 NLDS against Washington.
- He hit a single-game career-best three home runs on 9/1/20 at Boston, driving in six...He hit a two-run homer in the first inning, a solo shot in the seventh, and a three-run homer in the eighth.
  - It was the 24th three-homer game by a Braves player in the franchise's modern era (since 1900), and the first since Matt Kemp on 4/29/17 at Milwaukee...Teammate Adam Duvall would record a three-homer effort in the Braves' next game, 9/2.
  - Ozuna was the 15th player from a visiting team with a three-homer game at Fenway Park, and the first to ever do so from a NL club.
  - His six RBI were the most by a Braves player in a single game since 2008, when Jeff Francoeur drove in seven on 4/12 at Washington (3-for-5, 2 HR).
  - His second homer was the 1,000th hit of his career...Ozuna became the 60th Dominican-born player to reach that milestone, and one of 75 active major leaguers to have done so.
- His 56 RBI in 2020 were the most by an Atlanta-era player (since 1966) in the first 60 games of a season, surpassing Andres Galarraga, who had 55 RBI in that period in 1998. The franchise's modern-era record is 57 by Wally Berger in 1935.
  - Twenty-five of his RBI came with two outs, the most such RBI in the National League...Only New York-AL's Luke Voit had more (26)...Chicago-AL's Eloy Jiménez also had 25...Ozuna hit .333/.440/.619 (28-for-56) with two outs.
- Ozuna hit a NL-best .394 (41-for-104) in September 2020...His .488 on-base percentage (3rd) and .750 slugging percentage (3rd) in 26 games in the month both placed among NL leaders.
  - Thirty-three of his RBI came in September, tying the Atlanta-era record for a calendar month...Freddie Freeman also had 33 in June 2020.
  - At the time, only three other Braves had reached the 30-RBI mark in a month since the franchise relocated to Atlanta in 1966 (Bob Horner, 32 in July '80; Mark Teixeira, 32 in August '07 and Dale Murphy, 30 in August '86).
  - Ten of Ozuna's home runs came in the month...Only three other National Leaguers (Pete Alonso, Adam Duvall and AJ Pollock) reached double-figures in home runs in September.
- Ozuna recorded his first career five-hit game on 9/11/20 at Washington...Went 5-for-6 with one walk, one run and four RBI.
  - It was the Braves' first five-hit game since OF Nick Markakis on 4/4/19 against the Cubs...Markakis went 5-for-5 with three doubles, five RBI and three runs scored.
  - There were five other five-hit games in the major leagues in 2020.
- Has five career game-ending hits, the most recent of which was his only walk-off home run... Hit a solo shot off Colorado LH Jake McGee in the 10th inning on 7/30/18...St. Louis won, 5-4.
  - Two of his other game-ending hits were doubles (8/4/14 vs. Arizona, 10th inning and 5/1/15 vs. Philadelphia, 9th inning).
  - Also has a walk-off single on 6/19/17, off Washington's Enny Romero, and a game-ending sacrifice fly on 5/7/14, off New York-NL's Kyle Farnsworth.

## MINOR LEAGUE NOTES

- Named a Florida State League Mid- and Post-Season All-Star with Single-A Jupiter in **2012** after leading the league in home runs (89) and RBI (95).
  - A* Also earned a Rawlings Minor League Gold Glove award for right field that season...Had a .988 fielding percentage (3 errors/257 total chances).
- Helped Single-A Greensboro win the **2011** South Atlantic League Championship...Batted .353 with three home runs, 10 RBI and eight runs scored in seven playoff games...Led all playoff participants in home runs, RBI and runs.

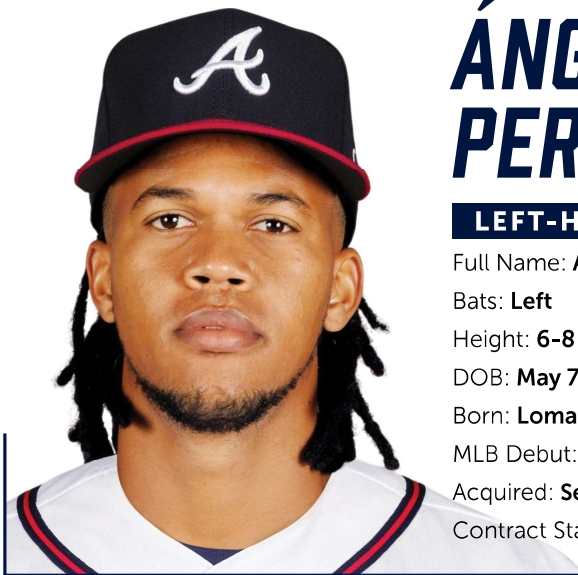
## PERSONAL

- Cousin of former major-league infielder Pablo Ozuna, who played in parts of seven seasons between Florida (2000, 2002), Colorado (2003), Chicago-AL (2005-08) and Los Angeles-NL (2008).

## TRANSACTIONS

- Signed by the Florida Marlins as a non-drafted free agent on February 15, 2008...Signed by Albert Gonzalez and Sandy Nin.
- On Miami's disabled list (torn left thumb ligament) from July 23 to the end of the 2013 season... Transferred to the 60-Day IL on August 19.
- Acquired by the St. Louis Cardinals from the Miami Marlins in exchange for RHP Sandy Alcantara, OF Magneuris Sierra, RHP Zac Gallen and LHP Daniel Castano on December 14, 2017.
- On St. Louis' disabled list (right shoulder inflammation) from August 22 to September 1, 2018.
- On St. Louis' injured list (fractured fingers on his right hand) from June 29 to August 3, 2019; included a rehabilitation assignment with Memphis (AAA).
- Signed by the Atlanta Braves to a one-year contract on January 21, 2020.
- Signed by the Atlanta Braves to a four-year contract with a club option for 2025 on February 5, 2021.





# ÁNGEL PERDOMO

## LEFT-HANDED PITCHER

Full Name: **Ángel David Perdomo**

Bats: **Left**

Throws: **Left**

Height: **6-8**

Weight: **265**

DOB: **May 7, 1994**

Opening Day Age: **29**

Born: **Loma De Cabrera, DR**

Resides: **Santo Domingo, DR**

MLB Debut: **August 18, 2020**

MLB Service Time: **1.131**

Acquired: **Selected off waivers from Pittsburgh, November 6, 2023**

Contract Status: **Signed through 2024**

## 2023

- Pitched in 50 games, including 30 at the major league level, in Pittsburgh's organization.
  - Recorded a 3-2 record in the big leagues and posted a 3.72 ERA (12 ER/29.0 IP) with 44 strikeouts and 11 walks.
- Held left-handed batters to a .125 batting average (5-for-40) in the majors.
- Was placed on the 15-day injured list on August 19 with a left forearm straight, and was subsequently transferred to the 60-day injured list, missing the remainder of the season.
  - Underwent Tommy John surgery on October 6.

## MAJOR LEAGUE NOTES

- In 2022, went a combined 4-2 with a 1.85 ERA (7 ER/ 34.0 IP), 56 strikeouts, .149 batting average against and 1.03 WHIP in 26 appearances (two starts) between Triple-A Nashville (MIL Triple-A), the ACL Brewers Blue and Durham (TB Triple-A).
  - Allowed two unearned runs while striking out 15 batters in 8.0 innings in his first seven outings with Durham.
  - Allowed one earned run in 13.2 innings while posting a .091 batting average against and 0.51 WHIP in nine appearances (two starts) during the month of August.
  - Allowed six of his seven earned runs on the season in nine appearances during the month of September.

## CAREER HIGHS

Most Innings Pitched

**2.1, 6/3/23, PIT vs. STL**

Most Runs

**4, 4/23/21, MIL at CHC**

Most Earned Runs

**4, 4/23/21, MIL at CHC**

Most Hits Allowed

**3, 8/18/23, PIT at MIN**

Most Home Runs Allowed

**1, 7x, last: 7/25/23, PIT at SD**

Most Walks

**3, 3x, 8/10/21 (2), MIL at CHC**

Most Strikeouts

**4, 8/9/23, PIT vs. ATL**

Longest winning streak

**2 decisions, 5/1/21-6/5/23**

Longest losing streak

**None**

## MINOR LEAGUE NOTES

- In 2018 was named a High-A Florida State League All-Star (midseason).
- Participated in the 2016 SiriusXM All-Star Futures Game.
  - Current Braves Reynaldo López and Joe Jiménez also participated on that team.



## PERSONAL

- Wife’s name is Danizta...Has two sons; Angel and Azel.

## TRANSACTIONS

- Placed on the 10-day injured list on May 30, 2021.
- Placed on the 10-day injured list on August 11, 2021 with a back strain...Was subsequently transferred to the 60-day injured list on September 1.
- Placed on the seven-day injured list on April 12, 2022, and was subsequently transferred to the 60-day injured list on June 13.
- Claimed off waivers by Tampa Bay from Milwaukee on July 19, 2022.
- Signed a one-year contracty with Pittsburgh on June 3, 2023.
- Placed on the 15-day injured list on August 19, 2023 with a left forearm strain...Was subsequently transferred to the 60-day injured list on August 24.
  - *A* Underwent Tommy John surgery on October 6.
- Claimed off waivers by Atlanta from Pittsburgh on November 6, 2023.
- Signed by Atlanta to a major league contract on January 9, 2024.



# AUSTIN RILEY

# 27

## INFIELDER

Full Name: **Michael Austin Riley**

Bats: **Right**

Throws: **Right**

Height: **6-3**

Weight: **240**

DOB: **April 2, 1997**

Opening Day Age: **26**

Born: **Memphis, TN**

Resides: **Hernando, MS**

MLB Debut: **May 15, 2019**

MLB Service Time: **4.138**

Acquired: **Braves' Competitive Balance A pick (41st overall) in 2015**

Contract Status: **Signed through 2032 (club option for 2033)**

## 2023

- **Awards:** National League All-Star, NL Silver Slugger Award (3B), All-MLB First Team (3B), NL Player of the Week (7/23)...Finished seventh in NL MVP voting...NL Gold Glove Finalist (3B).
- **MLB Ranks:** Multi-hit games (3rd, 56), total bases (5th, 328), runs (7th, 117), hits (T-6th, 179), extra-base hits (9th, 72), hard-hit balls (10th, 233), home runs (T-10th, 37)...NL Ranks: Slugging percentage (8th, .516).
- 26-year-old Austin Riley completed his fifth major league season (all with Atlanta), posting a slash line of .281/.345/.516 (179-for-636) in 159 games...He hit 37 home runs, 32 doubles and three triples, while recording 97 RBI and 117 runs.
  - Established career-highs in runs, triples, stolen bases (three), walks (59) and total bases (328).
- Led all qualified third basemen in home runs (37), hits (179), runs (117), extra-base hits (72), total bases (328) and OPS (.861); ranked second in batting average (.281) and slugging percentage (.516); fifth in on-base percentage (.345); tied for fifth in RBI (97).
- Hit 37 home runs; one shy of his career-high, set in 2022.
  - Of his 37 longballs, hit 13 in the first inning; matching Hall-of-Famer Henry Aaron (1971) for the most by a Brave, within a single-season, in franchise history.
  - Ranked second in the majors, behind teammate Matt Olson (37) with 34 first-inning RBI.
  - The next closest player, Juan Soto, then of San Diego, had 26.

## CAREER HIGHS

Most Runs

**5, 9/9/20, ATL vs. MIA**

Most Hits

**4, 3x, last: 6/8/23, ATL vs. NYM**

Most Doubles

**3, 9/20/21, ATL at ARI**

Most Triples

**1, 8x, last: 9/28/23, ATL vs. CHC**

Most Home Runs

**2, 6x, last: 7/18/23, ATL vs. ARI**

Most RBI

**7, 7/18/23, ATL vs. ARI**

Most Walks

**4, 5/8/21, ATL vs. BOS**

Most Stolen Bases

**1, 5x, last: 8/20/23, ATL vs. SF**

Longest Hitting Streak

**18 games, 7/5-7/26/22**

- He's one of five players with at least 35 home runs in each of the last two seasons, along with New York's (NL) Pete Alonso, three straight, New York's (AL) Aaron Judge, three straight, Los Angeles' (NL) Mookie Betts and Philadelphia's Kyle Schwarber.
  - In the Atlanta-era (since 1966), he's the fifth Brave, seventh instance, to do so, and the first since Andruw Jones (2005-06).



## POSTSEASON

- Hit a go-ahead, two-run home run in the eighth inning of NLDS Game 2, off Philadelphia's RHP Jeff Hoffman.
  - *A* Marked the 12th go-ahead home run in the eighth inning-or-later in Braves postseason history; the second by Riley, also: 2020 NLCS Game 1 at Los Angeles (NL).
  - *A* Prior to Riley in 2023, Michael Tucker (1998 NLCS Game 5 at San Diego) and Eric Hinske (2010 NLDS Game 3 vs. San Francisco) were the only instances, under the same criteria, in which the team was trailing.
  - *A* Hit a solo home run in NLDS Game 4 at Citizen's Bank Park, off Philadelphia's LHP Ranger Suárez; the fifth of his postseason career.
  - *A* Hit safely in all four games (.353, 6-for-17); including a pair of multi-hit efforts (Games 3-4).
  - *A* Paced the club in hits (six), home runs (two) and RBI (five).

## MAJOR LEAGUE NOTES

- **Awards:** National League All-Star (2022), Louisville Slugger Silver Slugger (2021, 3B), All-MLB Team (3B), NL Player of the Month (July 2022), NL Player of the Week (2x, 7/10/22, 5/24/21).
- Since his first full season in 2020, leads all third basemen in home runs (116) and hits (571)... Ranks second in runs (322); third in extra-base hits (234); tied for third in doubles (111); fifth in RBI (324) – minimum of 50% of games played at third base.
- On August 2, 2022, was named the July National League Player of the Month.
  - *A* His 26 extra-base hits in July set a new franchise record for most in a month... Henry Aaron held the previous record, hitting 25 in July 1961.
  - *A* His 26 extra-base hits in July were the most in MLB, while his 11 home runs finished second...No other MLB player had more than 18 extra-base hits in July.
  - *A* Richard Hidalgo (HOU, 27) was the last player, league-wide, to reach 26 extra-base hits in a month, doing so in September 2000.
  - *A* Had 26 extra-base hits in 26 games (11 HR, 15 2B) from June 30–July 31...He's the only player in modern-era Braves history to have than many in that span...Hall-of-
- Famer Rogers Hornsby held the old record, hitting 25 in a 26-game span in 1928.
  - *A* Hit 11 home runs with a .423 batting average in July...Became the second Brave in franchise history to finish a month with at least 10 home runs and a .400 batting average...Chipper Jones did it in July 1999 (11 HR, .412 BA)...Ryan Zimmerman (WSH, .420/11 HR) was the last MLB player to do it.
  - *A* His 11 home runs in July were the most he's had in a single month in his career.
  - *A* Had 16 multi-hit games in July, the third most by a Brave within a single month in the Atlanta era...Felipe Alou (August 1968) and Ralph Garr (May 1974) each share the record with 17 multi-hit games in a single month...Riley became the first major leaguer with 16 multi-hit games in a month since José Altuve had 16 for Houston in July 2017.
- On August 9, 2022, tied Henry Aaron's franchise record (1959) as the fastest player to reach 30 home runs and 30 doubles in a season...They each did it in 111 games.
- In 2022, finished the season with 38 home runs and 39 doubles, the only player in MLB with at least 36 of each...One of only 10 players that made it to the 30/30 mark.
  - *A* Belted a career-high 38 home runs, beating the 33 he hit in 2021...Was one of five players to hit at least 38 home runs this season.
- After the **2021** All-Star break, led all of baseball with 94 hits.
  - *A* In those 72 games (71 starts), also had 65 RBI (3rd in MLB), a .333 batting average (7th), a .599 slugging percentage (7th), 37 extra-base hits (T8th) and 19 home runs (11th).
  - *A* 94 post-All-Star Game hits are the most by a Brave since Ender Inciarte had 100 hits after the break in 2016...The last Atlanta infielder with more was Chipper Jones (95) in 2001.
- Became one of 13 players, 24-or-younger, in the Atlanta era of the Braves (since 1966) to finish a season with a .300-or-higher batting average (min. 300 plate appearances)...Freddie Freeman was the last Atlanta hitter to do it when he posted a .319 clip as a 23-year-old in 2013.
- On September 21, became the 10th Brave 24-or-younger to hit 30 home runs in a season (last: Acuña, 2019).
- Finished the 2021 campaign with 33 home runs



and 33 doubles, becoming the first Braves third baseman with a 30/30 season aged 24-or-younger since Chipper Jones in 1996...There are just three such seasons in franchise history (Jones, 1996; Eddie Mathews, 1953).

- Named the National League Player of the Week for the period of May 17-23...In seven games, went 12-for-26 with four doubles, six home runs and 11 RBI...Became the only player in modern Braves franchise history to hit six homers and 10 extra-base hits in any seven-game span.
- Went 2-for-5 with two homers and a career-most six RBI, July 27 at New York (NL)...He became the first Braves third baseman with two homers and six RBI in a game since Earl Williams on June 13, 1971.
- Tabbed as the third baseman on MLB's August Team of the Month...He hit safely in 23 of 26 August games, trailing only Chicago-AL's José Abreu (24 total games).
- Hit .320 (8-for-25) in the World Series with three RBI and a run.
  - *A* Hit two home runs in the 2021 postseason – one off Milwaukee's Brandon Woodruff and the other off Los Angeles' (NL) Tony Gonsolin.
- Went 3-for-4 in World Series Game 5...Since Andruw Jones went 3-for-4 on 10/10/2001, only three other Braves of equal age or younger than Riley have booked a three-hit game in the postseason (Ronald Acuña Jr., 2019-20; Ozzie Albies, 2020; Freddie Freeman, 2012).
- His fourth-inning home run in NLCS Game 1 marked the third straight playoff series he has homered in, dating to the 2020 NLCS.
  - *A* David Justice set the franchise record with home runs in four straight postseason series covering the 1991 NLCS and World Series and the 1992 NLCS and World Series... Javy López and Fred McGriff have since tied Justice.
- In **2020**, only one of Riley's homers came on a fastball...Hit .281/.328/.632 (16-for-57) off breaking pitches (sliders and curves)...In 2019, his rookie season, hit .195 against these pitches and struck out in 38 of his 86 plate appearances (41.9%).
- Over half (15) of his 27 RBI in 2020 came with two outs...In those situations, had a .446 slugging percentage (2 2B, 4 HR).
- Struck out in just 23.8% of his plate appearances, better than the 36.4% strikeout rate he had in 2019.
  - *A* His 32.4% chase rate and 30.1% whiff rate were both considerably lower than the totals he had in 2019 (37.7% chase rate

and 38.7% whiff rate).

- Scored a single-game career-high five runs on 9/9/20 against the Marlins...Reached base safely four times (2 H, 2 BB).
  - *A* Is one of just six Atlanta-era players (since 1966) to score that many runs in a game, joining Adam Duvall and Dansby Swanson, who also did so in that game.
  - *A* Chipper Jones, twice, Kenny Lofton and Lonnie Smith are the others.
- On 8/30/20 at Philadelphia, hit a double and a home run in a 10-run second inning...Became the first Braves player with multiple extra-base hits in a single inning since Jeff Blauser on 6/22/97, also at Philadelphia.
- His only triple of the 2020 season, and second of his career, broke a 2-2 tie and drove in three on 8/31 at Boston...It was Atlanta's first bases-loaded triple since Mallex Smith cleared the bags on 5/30/16 vs. the Giants.
- Primarily played left field in his rookie season, 2019, and third base in his second season, 2020, his first full major-league season.
  - *A* In total, has made 62 career starts in left field, 107 at third base, 20 at first base and three in right field.
- At the time of his major-league debut, was ranked by *Baseball America* as the No. 1 prospect in the organization...Homed in his second career plate appearance, on 5/15, off St. Louis' Michael Wacha, becoming the eighth player in Atlanta history (since 1966) to homer in his major-league debut...Evan Gattis was the last to do so, on 4/3/13, off Hall-of-Famer Roy Halladay.
- Is the quickest player to double-digit home runs, by games played, in the modern era (since 1900) of franchise history...Hit his 10 career homer in his 26th career game...OF Wally Berger held the old record, hitting his 10th homer in his 29th game in 1930.
  - *A* Also is the fastest Braves player in the modern era to five career home runs (9 games)...At the time, only eight other major leaguers had hit at least five homers in their first nine games...The only other 22-year-old to accomplish the feat was Toronto's Carlos Delgado (1993-94).
  - *A* His seventh home run was a grand slam on 5/29, off Washington's Kyle McGowin, in his 14th career game...Became the second player in Atlanta franchise history (since 1966) to hit that type of homer within in his first 14 career games, joining Marcus Giles, who accomplished the feat in 2005.

Recorded his 25th career RBI in the 18th game of his career...Since RBI became an official statistic in 1920, Riley was the second fastest player to 25 RBI, by games played, in major-league history...Only the Cubs' Mandy Brooks in 1925 reached the mark quicker, recording his 25th RBI in his 17th career game.

- Hit 16 home runs by the All-Star break, in just 49 games...That tied Ryan Klesko (1994) for the most homers by a Braves rookie prior to the break.

## MINOR LEAGUE NOTES

- Prior to his first major-league call up in **2019**, was leading the Triple-A International League in home runs (15), RBI (39), extra-base hits (25), total bases (98) and runs (32) ...He had 13 home runs over his last 18 games with Gwinnett, including three multi-homer efforts.

Named the International League Player of the Week for the period of 5/6-12...Batted .296 (8-for-27) with four home runs.

- Was the Braves' Minor League Player of the Year in **2018**, the Hank Aaron Award winner, after hitting .294 (120-for-408) with 19 home runs between Double-A Mississippi and Triple-A.

Also named by the organization as Gwinnett's Player of the Year...Hit eight home runs in 28 games in August.

- Earned Florida State League Mid-Season All-Star honors in **2017** after opening the season with High-A Florida...Transferred to Double-A in July.

Following the season, played for the Peoria Javelinas in the Arizona Fall League..Had 12 extra-base hits and 18 RBI in 17 games...Was named to both the AFL Fall-Stars Game and to the Top Prospects Team.

Hit for the cycle on 10/26 with Peoria, going 4-for-6 with five RBI...Logged the first cycle in the AFL since 2008.

- Tabbed by the Braves' as Single-A Rome's Player of the Year in **2016**, his first full professional season...Led Atlanta farmhands in home runs (20), doubles (39) and total bases (237).

Named a *Baseball America* Low Class A All-Star...Finished second in the South Atlantic League in home runs and doubles, and third in RBI.

Had eight RBI in seven postseason games as Rome won the SAL Championship.

- After getting drafted in **2015**, played for the GCL Braves and Rookie-Advanced Danville... Led the GCL Braves with seven home runs... Was Danville's Player of the Year, hitting .351 (39-for-111) in 30 games with the club...His .933 OPS between the two stops paced all minor leaguers in the system.

Named by *Baseball America* as the "Best Pure Hitter," "Best Power Hitter" and "Best Athlete" among the Braves 2015 draft class, a class that included RHP Mike Soroka and LHP A.J. Minter.

## AMATEUR

- At DeSoto Central High School in Southaven, Miss., was a pitcher and shortstop...In his senior year, helped the Jaguars win the MHSAA 6A State Championship after hitting .423 with 11 homers and 31 RBI at the plate and going 7-2 with a 2.70 ERA and 82 strikeouts on the mound.

As a pitcher, he topped out at 94 mph with his fastball...Also threw a curveball.

- Forewent his college commitment to Mississippi State to sign with the Braves.
- Ranked 61st nationally in the final 2015 Perfect Game class rankings.
- Played in the 2014 Perfect Game All-American Classic and 2014 Perfect Game National Showcase.

## PERSONAL

- He and his wife, Anna, reside in Mississippi with their son, Eason.

## TRANSACTIONS

- Selected by the Atlanta Braves in the Competitive Balance A round (41st overall) of the 2015 First-Year Player Draft...Signed by Don Thomas.
- On Atlanta's injured list (right knee sprain) from August 5 to September 6, 2019; included rehabilitation assignments with Rome (A) and Gwinnett (AAA).
- On August 1, 2022, agreed to a 10-year contract worth \$212 million through the 2032 season, with a club option for 2033.



# SEBASTIÁN RIVERO

# 80

## CATCHER

Full Name: **Sebastián Rivero Aguilar**

Bats: **Right**

Throws: **Right**

Height: **6-1**

Weight: **210**

DOB: **November 16, 1998**

Opening Day Age: **25**

Born: **Maracay, Venezuela**

Resides:

MLB Debut: **May 8, 2021**

MLB Service Time: **0.141**

Acquired: **Signed as a free agent, November 13, 2023**

Contract Status: **Signed through 2024**

**NON-ROSTER INVITEE**

## 2023

- Slashed .219/.273/.326 (53-for-242) in 73 games – 58 with Chicago’s (AL) Triple-A Charlotte and 15 with Chicago’s (AL) Double-A Birmingham...He hit four home runs, 12 doubles and one triple, while recording 28 RBI and 25 runs...Defensively, threw out 16-of-61 would be base-stealers (26.2%).
- Hit three of his four home runs during the month of June: June 8 at Gwinnett (solo), off RHP Alan Winans, June 11 (grand-slam), off LHP Justus Sheffield and June 28 (two-run), at Norfolk, off RHP Noah Denoyer...Also went deep, July 8 (solo), vs. Jacksonville, off RHP Johnny Cueto.
- Began the season with Triple-A Charlotte... Assigned to Double-A Birmingham on August 4... Was a non-roster invitee to Spring Training.
- Following the season, played in the Venezuelan Winter League with La Guaira – where he was teammates with reigning National League MVP Ronald Acuña Jr....In 18 games, slashed .208/.279/.283 (11-for-53), with two doubles and one triple, while recording 13 RBI and four runs.

## MAJOR LEAGUE NOTES

- Made his MLB debut, May 8, 2021 vs. Chicago (AL), with Kansas City...Batted ninth and went 0-for-4 with two strikeouts.
- Reached base a career-best three times, going 2-for-4 with a walk, August 28, 2022 vs. San Diego...Owns two multi-hit efforts to date, also: September 16, 2021 vs. Oakland.

## MINOR LEAGUE NOTES

- Entering his ninth professional season and first as a member of the Braves organization...Previous organizations: Kansas City (2016-22) and Chicago-AL (2023).

- Owns a career minor league slash line of .242/.291/.352 (357-for-1,473) in 422 games...Has slashed .167/.236/.197 (11-for-66) over 34 major league games.
- Has made all of his professional appearances at catcher, with the exception of 22 games in 2023 – 20 at first base in 2023 (19 with Triple-A Charlotte and one with Double-A Birmingham) and two games as Triple-A Charlotte’s designated hitter...Has logged MLB playing time in two seasons: 2021-22 with Kansas City...Over four stints with the big league club in 2021 (May 3-14, June 20-July 16, September 4-21, October 1 to season’s end), started nine games – all at catcher.

## PERSONAL

- Attended Liceo Nuestra Señora del Camino (Mariara, Venezuela).
- He and his wife, Loana, have one son, Sebastián.

## TRANSACTIONS

- Signed with the Kansas City Royals as an amateur free agent from Venezuela on July 10, 2015.
- Released by the Kansas City Royals on November 16, 2022.
- Signed as a free agent with the Chicago White Sox on December 13, 2022.
- Assigned to Triple-A Charlotte on December 16, 2022.
- Assigned to Double-A Birmingham from Triple-A Charlotte on August 4, 2023.
- Elected free agency on November 6, 2023.
- Signed a minor league contract with the Atlanta Braves on November 13, 2023.



# CHRIS SALE

# 51

## LEFT-HANDED PITCHER

Full Name: **Christopher A. Sale**

Bats: **Left**

Throws: **Left**

Height: **6-6**

Weight: **180**

DOB: **March 30, 1989**

Opening Day Age: **34**

Born: **Lakeland, FL**

Resides: **Naples, FL**

MLB Debut: **August 6, 2010**

MLB Service Time: **13.061**

Acquired: **Trade with Boston, December 30, 2023**

Contract Status: **Signed through 2025 (club option for 2026)**

## 2023

- Completed his 14th major league season while going 6-5 with a 4.30 ERA in 20 starts with the Boston Red Sox last season.
  - His 20 starts and 102.2 innings pitched were the most in a season since 2019.
  - Sale missed 59 games with left shoulder inflammation from June 2 through August 10.
- Boston went 12-8 in his starts.
  - The Red Sox's 12 wins during Sale's starts were the second most in the club, second only to the team's 17 wins with Brayan Bello on the mound.
- His 10.96 strikeouts per nine innings was the sixth-highest rate among pitchers with at least 20 starts last season.
- Pitched at least 5.0 innings while holding opponents to one run or less in eight of his starts.
- Sale threw his slider in 37.5% of his pitches this season, the sixth-highest rate in baseball among pitchers with at least 20 starts.
  - Opponents hit .162 against his slider this season.
- Struck out a season-high 11 batters on April 18 against Minnesota.
- Went 1-3 with a 3.92 ERA in nine starts after being reinstated from the 60-day IL.
  - Pitched to a 2.88 ERA in his last five starts of the season.

## CAREER HIGHS

Most Innings Pitched

**9.0, 14x, 6/5/19, BOS at KC**

Most Runs

**9, 4/30/15, CWS at MIN**

Most Earned Runs

**8, 5x, 8/3/19 (1), BOS at NYY**

Most Hits Allowed

**12, 7/30/15, CWS at BOS**

Most Home Runs Allowed

**4, 2x, last: 9/26/17, BOS vs. TOR**

Most Walks

**5, 3x, 5/19/19, BOS vs. HOU**

Most Strikeouts

**17, 5/14/19, BOS vs. COL**

Longest winning streak

**10 decisions, 10/2/15-5/19/16**

Longest losing streak

**6 decisions, 6/2-7/6/13**

## MAJOR LEAGUE NOTES

- Awards:** AL All-Star (7x, 2012-18), World Series Champion (2018).
- Entering his 14th major league season, Sale has been selected to seven consecutive AL All-Star teams from 2012-2018, and has seven career Top 10 finishes in Cy Young voting.



- Was the American League starter in three consecutive All-Star games from 2016-18, tying Lefty Gomez and Robin Roberts for the longest such streak in baseball history.
  - *A* Became the only pitcher in MLB history to start consecutive All-Star games for two different teams (CWS-2016, BOS-2017).
  - *A* Was the only pitcher named to each of those All-Star teams during that span.
- His 11.06 strikeouts per nine innings is the highest rate among active pitchers (min. 1,000 IP).
  - *A* His career 3.10 ERA is the third lowest among active pitchers.
  - *A* Ranks fifth with 2,189 strikeouts among active pitchers...Teammate Charlie Morton ranks 10th with 1,880.
- Sale's three career immaculate innings are tied for the most in baseball history with Max Scherzer and Hall-of-Famer Sandy Koufax.
- He is the only player in major league history to record at least 200 strikeouts with 50 or fewer walks issued in seven separate seasons.
  - *A* Hall-of-Famers Pedro Martínez and Roy Halladay are the next closest pitchers with five such seasons.
- Recorded a career-most 308 strikeouts in the 2017 season with Boston.
  - *A* Sale reached 300 strikeouts in 209.1 innings pitched...Only Hall-of-Famers Randy Johnson (197.2 IP, 2001) and Pedro Martínez (203.2 IP, 1999) accomplished it in fewer innings pitched.
  - *A* Set the major league single-season record for strikeouts on the road with 191 in 2017.
  - *A* His 13 games of at least 10 strikeouts away from home are the most in a single season in major league history.
- In a span of two games between May 8 and May 14, 2019, Sale recorded 14 strikeouts, scattering three hits over 8.0 innings pitched in his start against Baltimore and fanned a career-high 17 hitters without issuing a walk in his outing against Colorado.
  - *A* Became just the second pitcher dating to 1900 and first since Dwight Gooden in 1984 to strike out 30 or more hitters without issuing a walk over a two-start span.
  - *A* Became the first pitcher in MLB history to record 17 strikeouts in a start of 7.0 innings pitched or fewer.
  - *A* Also became the only pitcher in MLB history to hold an opponent to three hits or fewer without issuing a walk and fanning at least 14 hitters in consecutive starts (Elias).
- In 2015 he became the only pitcher to record at least 10 strikeouts in four consecutive outings while increasing his total in each start dating to 1900.
  - *A* Fanned 10 hitters on May 23 against Minnesota, 12 on May 28 at Baltimore, 13 on June 3 at Texas, and 14 on June 8 against Houston.
- Sale's 13.12 strikeouts per nine innings prior the All-Star break in 2018 was the highest rate in American League history.
  - *A* Joins Spencer Strider who recorded the second-highest rate in MLB history going into the All-Star Break in 2023, averaging 14.27 strikeouts per nine innings.
- Recorded a streak of five games (6/19-7/11/2018) with at least 11 strikeouts and one walk or less issued...the longest such streak in baseball history.
- Joined Hall-of-Famer Sandy Koufax as the only pitchers in MLB (dating to 1900) to record at least 12 strikeouts while only allowing one run or less in three consecutive starts. (Research courtesy of Elias)
- Sale is the only pitcher in baseball history to have recorded two separate eight-game streaks of at least 10 strikeouts.
  - *A* A streak of five games with at least 10 punchouts has occurred 13 times in major league history... Sale has recorded three of them.
- Struck out 12 hitters on just 68 pitches in August 12, 2018 at Baltimore, becoming the only pitcher to have as many strikeouts on 70 or fewer pitches after exiting a start.
- In the span of seven starts between June and August in 2018, Sale went 6-0 with a 0.20 ERA.
  - *A* Became the first pitcher to have a 0.20 ERA or lower in a seven-game span (min 15.0 IP) since Hall-of-Famer Bob Gibson pitched to a 0.14 ERA during his 1968 MVP season.
- Sale struck out a combined 250 hitters in the first 25 starts of the 2017 season.
  - *A* Joined Hall-of-Famers Randy Johnson and Pedro Martínez as the only players in baseball history to record at least 250 strikeouts through the first 25 games of a single season.
- Has been named the AL pitcher of the Month four times (September 2012, June 2015, June 2018, and July 2018).
- His 54 games of at least 8.0 innings pitched are the second most in the majors since 2012...Trails only Los Angeles'

- Is one of four pitchers to have suffered multiple losses after fanning at least 14 hitters without issuing a walk in a game.
  - *A* HOF'er Randy Johnson (3x), Jacob deGrom (2x) and Justin Verlander (2x).
  - *A* Sale has four such losses.
- Appeared in 11 games between the 2020 through 2022 seasons.
  - *A* Did not play in 2020 after undergoing Tommy John surgery.
  - *A* Made nine starts during the 2021 campaign after recovering from Tommy John surgery.
  - *A* Began the 2022 season on the 60-day injured list with a right rib stress fracture... Made two starts before landing on the 15-day IL with a left finger fracture.
  - *A* Suffered a right wrist injury on August 6, 2022 and underwent an open reduction and internal fixation of a right distal radius fracture...Transferred to the 60-day injured list on August 13.
  - *A* Missed 59 games in 2023 with left shoulder inflammation.
- Made his debut on August 6, 2010 with Chicago (AL) in Baltimore...He faced two batters, allowing a hit and a walk before exiting the game.
  - *A* Sale joined Chicago (AL) after being drafted 13th overall earlier that year.
  - *A* He had a total of 11 relief appearances in the White Sox's farm system before making his major league debut.
- Has been traded twice in his career.
  - *A* Traded from Chicago (AL) to Boston in exchange for four minor league players in 2016.
  - *A* Traded from Boston to Atlanta in exchange for INF Vaughn Grissom and cash.

## MINOR LEAGUE NOTES

- Began his professional career with High-A Winston-Salem in Chicago's (AL) farm system... Did not receive a decision in four relief appearances, pitching to a 2.25 ERA (1 ER/4.0 IP).
- Pitched to a 2.84 ERA (2 ER/6.1 IP) in seven relief appearances with Triple-A Charlotte.
- Sale went 0-0 with a 2.61 ERA (3 ER/10.1 IP) in 11 total relief appearances before joining the White Sox in August.

## AMATEUR

- Awards: 2010 Collegiate Baseball National Player of the Year, ABCA/Rawlings NCAA All-American - 1st Team, CBF National Pitcher of the Year Finalist, Baseball American All-American - 1st Team, Yahoo! Sports All-American, 2010 Golden Spikes Award Runner-Up, Atlantic Sun Pitcher of the Year, Atlantic Sun First Team.
- Sale pitched at Florida Gulf Coast University from 2008-10.
  - *A* He was named the 2010 National Player of the Year by Collegiate Baseball after going 11-0 with a 2.01 ERA (23 ER/103.0 IP)
  - *A* Sale was inducted into the inaugural Hall of Fame class in 2021...Was also inducted in the ASUN Conference Hall of Fame inaugural Hall of Fame class in 2015.
- He was ranked as the number one prospect in the Cape Cod League by Baseball America in 2009, going 4-2 with a 1.47 ERA and 57 punchouts for Yarmouth-Dennis.
- Graduated from Lakeland High School in Florida in 2007.

## PERSONAL

- He and his wife, Brianne, live in Naples, Florida with their three sons, Rylen, Brayson, and Camden.

## TRANSACTIONS

- Signed a two-year contract extension with Atlanta worth \$38 million, with a club option for 2026.
- Acquired by the Atlanta Braves from the Boston Red Sox in exchange for INF Vaughn Grissom and Cash.
- Placed on the 15-day injured list on July 19, 2022 with a left finger fracture.
- Placed on the 60-day injured list on April 4, 2022 with a right rib stress fracture.
- Placed on Boston's COVID-related injured list from September 10 to September 17, 2021.
- Placed on the 60-day injured list recovering from Tommy John surgery on February 18, 2021.
- Placed on the 60-day injured list with a left ulnar collateral ligament tear on June 28, 2020.
- Placed on the 10-day injured list with left elbow inflammation on August 17, 2019...transferred to 60-day on September 1.
- Placed on the 10-day injured list with mild left shoulder inflammation on August 18, 2018.
- Placed on the 10-day injured list with mild left shoulder inflammation on July 31, 2018.
- Acquired from the Boston Red Sox via trade with the Chicago White Sox in exchange for OF Luis Alexander Basabe, RHP Michael Kopech, RHP Victor Diaz and INF Yoan Moncada on December 6, 2016.
- Placed on the 15-day injured list with an avulsion fracture of his right foot on March 27, 2015.
- Placed on the 15-day injured list with a flexor muscle strain in his left arm on April 22, 2014.
- Drafted by Chicago (AL) in the first round of the 2010 MLB June Amateur Draft.
- Drafted by Colorado in the 21st round of the 2007 MLB June Amateur Draft: did not sign.



# AJ SMITH-SHAWVER 32

## RIGHT-HANDED PITCHER

Full Name: **AJ Smith-Shawver**

Bats: **Right**

Throws: **Right**

Height: **6-3**

Weight: **227**

DOB: **November 20, 2002**

Opening Day Age: **21**

Born: **Fort Worth, TX**

Resides: **Colleyville, TX**

MLB Debut: **June 4, 2023**

MLB Service Time: **0.050**

Acquired: **Braves' seventh-round pick in 2021**

Contract Status: **Signed through 2024**

## 2023

- Finished 1-0 with a 4.26 ERA (12 ER/25.1 IP) in his debut season with the Braves.
- At 20 years – 207 days old, became the youngest Braves pitcher to earn a win since Steve Avery (20 years – 132 days), August 24, 1990 vs. Chicago (NL).
  - Won against Colorado on June 15.
  - Just the sixth time in Atlanta franchise history (1966) a pitcher of Smith-Shawver's age or younger was credited with the win.
- Became the youngest pitcher to make his first start for Atlanta since Julio Teheran on May 7, 2011.
  - Only one pitcher in baseball in the 2023 season had started a game at a younger age, with Eury Pérez making five such starts for the Marlins.
  - Prior to his debut, Smith-Shawver had 33.0 professional innings pitched.
- Went 2-2 with a 4.17 ERA in 10 starts with Triple-A Gwinnett.
  - Pitched to a 1.59 ERA over his last three starts with the Stripers.
- Pitched to a 2.76 ERA and a 4-4 record between Gwinnett, Double-A Mississippi, and High-A Rome this season.
  - Was named the South Atlantic League Pitcher of the Month for April after pitching 14.0 scoreless frames between all three of his starts with High-A Rome.

## MINOR LEAGUE NOTES

- Began the 2023 season with High-A Rome before being transferred to Double-A Mississippi...After two starts for the M-Braves, he was transferred to Triple-A Gwinnett.
  - Went 1-0 without allowing a run in three starts with the R-Braves.
  - Pitched 7.0 scoreless innings in two starts for Mississippi.
- Made his professional debut with Single-A Augusta in 2022.
  - Spent the entire season with the GreenJackets, going 3-4 with a 5.11 ERA in 17 starts.

## TRANSACTIONS

- Drafted by the Atlanta Braves in the seventh round of the 2021 MLB June Amateur Draft.



# JACKSON STEPHENS

# 53

## RIGHT-HANDED PITCHER

Full Name: **Jackson Tanner Stephens**

Bats: **Right**

Throws: **Right**

Height: **6-5**

Weight: **220**

DOB: **May 11, 1994**

Opening Day Age: **29**

Born: **Oxford, AL**

Resides: **Oxford, AL**

MLB Debut: **July 1, 2017**

MLB Service Time: **2.021**

Acquired: **Signed as a free agent, January 29, 2022**

Contract Status: **Signed through 2024**

## 2023

- Appeared as a reliever in five of Atlanta's September games, going decisionless while maintaining a 3.00 ERA (4 ER/12.0 IP).
  - Struck out 11 and walked five.
- Pitched a season-high 3.2 innings in his season debut in the second game of Atlanta's doubleheader on September 11 at Philadelphia.
  - Threw at least 29 pitches in each of his five outings.
- Pitched at three different levels of Atlanta's minor league system: Rookie-Level FCL (4 games), High-A Rome (2 games) and Triple-A Gwinnett (12 games).
  - Surrendered just two home runs across 35.1 IP at all levels, one with Gwinnett and the other with Atlanta.

## MAJOR LEAGUE NOTES

- Has gone 7-7 with a 4.19 ERA (60 ER/129.0 IP) in five starts and 75 relief appearances between Atlanta and Cincinnati.
- In 2022, went 3-3 with a 3.69 ERA in 39 relief outings and one start in his third major-league season.
  - Made his only start on the last game of the season, allowing three runs in 3.0 innings pitched...Posted a 9.00 ERA as a starter and a 3.38 ERA as a reliever.
  - Made his first appearance with the Braves on April 12, pitching 3.0 innings of one-run ball in relief to earn his first career save.
  - Pitched 3.0 innings in both of his saves... Was one of four pitchers in baseball during the 2022 season to record at least two saves of at least 3.0 innings pitched.

## CAREER HIGHS

Most Innings Pitched

**6.0, 9/24/17, CIN vs. BOS**

Most Runs

**5, 2x, last: 8/31/18, CIN at STL**

Most Earned Runs

**5, 2x, last: 8/31/18, CIN at STL**

Most Hits Allowed

**7, 7/22/18, CIN vs. PIT**

Most Home Runs Allowed

**2, 2x, last: 9/19/17, CIN vs. STL**

Most Walks

**3, 3x, last: 7/8/18, CIN at CHC**

Most Strikeouts

**8, 7/1/17, CIN vs. CHC**

Longest winning streak

**2 decisions, 3x, last: 8/20-9/25/22**

Longest losing streak

**4 decisions, 7/3/18-5/15/22**

- Pitched for Dos Laredos in the independent Mexican League during the 2021 season, going 4-3 with a 4.98 ERA (36 ER/65.0 IP) over 12 appearances, 11 starts.
- Pitched exclusively out of Cincinnati's bullpen in 2018, making 29 relief appearances with a 2-3 record and a 4.93 ERA.



- Made four starts and three relief appearances while pitching to a 4.68 ERA for the Reds in 2017.
  - *A* Struck out eight hitters through 5.0 innings while allowing six hits and three runs in his major-league debut on July 1, 2017 against Chicago (NL).

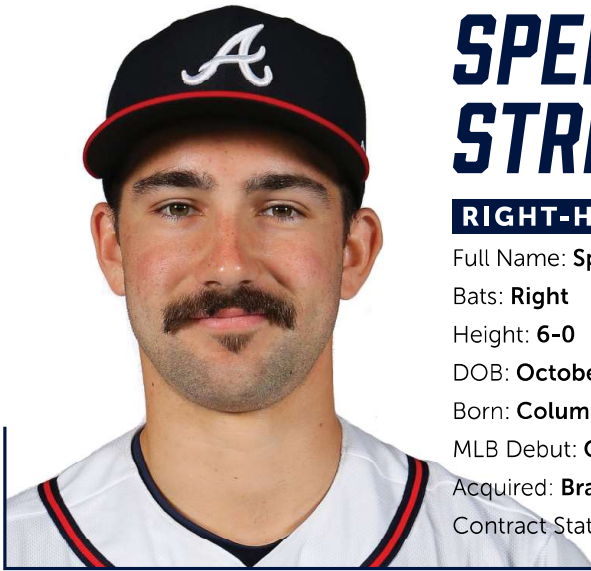
## MINOR LEAGUE NOTES

- Led the 2017 Triple-A Louisville Bats in wins (7), starts (25), quality starts (12), innings pitched (139.0) and strikeouts (110).
- Was a mid-season Southern League All-Star in 2016 at Double-AA Pensacola.
  - *A* Ranked second in innings pitched, third in strikeouts and seventh in ERA in the Southern League.
- Named a Florida State League All-Star in 2017 at Single-A Daytona.

## TRANSACTIONS

- Selected by Cincinnati in the 18th round of the 2012 first-year player draft.
- Placed on the 10-day injured list on July 23, 2018 with a right knee meniscus injury.
- Signed by Cincinnati to a one-year minor-league contract on March 11, 2019.
- Signed by Atlanta to a one-year minor-league contract on January 29, 2022, and went to minor league spring training with the club.
- Placed on the seven-day injured list on August 27, 2022 with a concussion.
- Placed on the 15-day injured list on April 3, 2023 with right elbow inflammation.
- Placed on the 15-day injured list on September 30, 2023, with right elbow inflammation.
- Signed by Atlanta to a one-year minor-league contract on December 18, 2023, with an invite to MLB spring training.





# SPENCER STRIDER

# 99

## RIGHT-HANDED PITCHER

Full Name: **Spencer Robert Strider**

Bats: **Right**

Throws: **Right**

Height: **6-0**

Weight: **195**

DOB: **October 28, 1998**

Opening Day Age: **25**

Born: **Columbus, OH**

Resides: **Knoxville, TN**

MLB Debut: **October 1, 2021**

MLB Service Time: **2.003**

Acquired: **Braves' fourth-round pick in 2020**

Contract Status: **Signed through 2028 (club option for 2029)**

## 2023

- **Awards:** 2023 National League All-Star and 2023 All-MLB First Team (SP).
- **MLB Ranks:** Wins (1st, 20), Win% (1st, .800), Strikeouts (1st, 281), SO/9.0 IP (1st, 13.55), FIP (2nd, 2.71).
- **NL Ranks:** Wins (1st, 20), Win% (1st, .800), Strikeouts (1st, 281), SO/9.0 IP (1st, 13.55), FIP (1st, 2.71), WHIP (4th, 1.09).
- Pitched his second full major league season and went 20-5 with a 3.86 ERA (80 ER/186.2 IP)...Was named to his first career All-Star Game and led the majors in wins and strikeouts.
- Strider set a new Atlanta franchise record for most strikeouts in a single season with 281.
  - The previous mark of 276, was set by Hall-of-Famer John Smoltz, during his Cy Young Award-winning season in 1996... Smoltz ('96) is the only other Atlanta-era (since 1966) to lead the majors in strikeouts.
  - His 186.2 innings pitched were the fewest by any pitcher to lead the majors in strikeouts, over a full season, in MLB history...Hall-of-Famer Randy Johnson paced the majors with 204 punch-outs in 172.0 innings in the strike-shortened season in 1994, while Cleveland's Shane Bieber did the same, fanning 122 over 77.1 frames in the truncated 2020 campaign (COVID-19).
  - Strider had 11 double-digit strikeout efforts this past season; only Hall-of-Famer John Smoltz (12) has more in a single season in franchise history.
- Strider's 433 strikeouts as a starter are the most in baseball history through a player's first 50 starts.

## CAREER HIGHS

Most Innings Pitched

**8.0, 2x, last: 4/24/23, ATL vs. MIA**

Most Runs Allowed

**8, 6/8/23, ATL vs. NYM**

Most Earned Runs Allowed

**8, 6/8/23, ATL vs. NYM**

Most Hits Allowed

**9, 9/12/22, ATL at SF**

Most Home Runs Allowed

**3, 6/14/23 (1), ATL at DET**

Most Walks

**5, 6/4/22, ATL at COL**

Most Strikeouts

**16, 9/1/22, ATL vs. COL**

Longest Winning Streak

**7 decisions, 5/28-7/8/23**

Longest Losing Streak

**2 decisions, 5/12-5/23/23**

- Dwight Gooden ranks second with 418.
- His 17 games with at least 10 strikeouts are the second most in MLB history (1901) through a player's first 50 starts; trails only Dwight Gooden (20).
- Strider joined Cy Young Award-winner Dwight Gooden as the only pitchers in the modern era to reach 300 strikeouts in their first 35 career starts.

- Earned his 20th win of the season on September 30; becoming the second Brave in as many seasons to record at least 20 victories, alongside Kyle Wright (21 in 2022).
  - *A* Became the first Braves pitcher to lead the NL outright in wins since Wright ('22).
  - *A* Strider had three more wins on the season than any other pitcher in baseball...Arizona's Zac Gallen finished second with 17.
  - *A* He is just the eighth Braves pitcher to win 20 games in a season since the club moved to Atlanta in 1966, and the first since Wright in '22...Russ Ortiz ('03), Tom Glavine ('91, '92, '93, '98, '00), Phil Niekro ('69, '74, '79), John Smoltz ('96), Ortiz ('03), Greg Maddux ('93) and Denny Neagle ('97) all reached the mark for the franchise.
  - *A* Became the youngest Braves pitcher with at least 20 wins, within a single season, since Tony Cloninger, who also did so in his age-24 season in 1965 with Milwaukee.
- Atlanta went 26-6 in Strider's starts this past season...It was the most team wins in a start by one pitcher in 2023.
  - *A* The 26 wins by the Braves during Strider's starts were tied for the third most in Atlanta-franchise history in a single season...Atlanta won 28 games in 1993 with Steve Avery on the mound...Hall-of-Famers Tom Glavine (27, '93) and John Smoltz (26, '96) rank second and tied-for-third respectively.
- Strider went 12-2 with a 3.36 ERA in 16 starts away from Truist Park in 2023.
  - *A* Strider's 12 wins away from Truist Park are tied for the third most in Braves franchise history in a single season and were the most since Tom Glavine also won 12 games on the road in 1998.
  - *A* Joined Hall-of-Famers Glavine, Greg Maddux and Phil Niekro as the only Atlanta-era pitchers with as many road victories in a year.
  - *A* Strider's 12 wins away from home this past season were easily most in the majors... No other pitcher reached the double-digit mark in 2023.
- Strider's 433 strikeouts as a starter are the most in baseball history through a player's first 50 starts.
  - *A* Dwight Gooden ranks second with 418.
  - *A* His 17 games with at least 10 strikeouts are the second most in MLB history (1901) through a player's first 50 starts; trails only Dwight Gooden (20).
- *A* Strider joined Cy Young Award-winner Dwight Gooden as the only pitchers in the modern era to reach 300 strikeouts in their first 35 career starts.
- On August 18 Strider recorded his fourth career game with at least 10 strikeouts while holding the opponents to one hit or less; the most such games by a pitcher before turning 25 since the mound was set at its current distance (credit ESPN Stats).
- Strider truck out Shohei Ohtani (LAA) for his 200th strikeout of the season.
  - *A* Broke his own record – becoming the fastest pitcher, by innings pitched (123.1), to reach the 200-strikeout plateau within a single season since the mound moved to its current distance in 1893.
  - *A* Last year, he recorded 200 strikeouts in 130.0 innings...Prior to last season, Hall-of-Famer LHP Randy Johnson held the record, reaching 200 strikeouts in 130.2 innings in 2001.
  - *A* Strider is the fifth pitcher since 1893 to collect at least 200 strikeouts in his first two full major league seasons, joining: Cleveland's Herb Score (1955-56), New York's (NL) Dwight Gooden (1984-85), Los Angeles' (NL) Hideo Nomo (1995-96) and Texas' Yu Darvish (2012-13).
  - *A* He's the fourth Braves pitcher, over the same span, with multiple 200-strikeout seasons, alongside teammate Charlie Morton (2021-22) and Hall-of-Famers John Smoltz, (5 times, 1992-93, '96-97, '06) and Phil Niekro, (three times, 1977-79).
- Strider's 354 strikeouts through his first 40 career starts are the most by any pitcher since the mound was set to its current distance in 1893, credit ESPN Stats.
  - *A* Struck out Nick Castellanos in the fourth inning on May 28 to become the fastest starting pitcher, by innings pitched (61.0), to reach 100 strikeouts in a season, since the mound was moved to its current distance in 1893...Strider bested his own franchise record, set last season in 64.2 innings. (Research courtesy of Elias)

## 2023 POSTSEASON

- Started games 1 and 4 of the NLDS against Philadelphia, going 0-2 with a 2.84 ERA (4 ER, 12.2 IP) and 15 strikeouts between both games. .

## MAJOR LEAGUE NOTES

- **Awards:** NL Rookie of the Month (July).
- In 2022, became the third rookie in franchise history to strike out 200 in a season, and the first in the modern era...The other rookies to reach 200 strikeouts were RHP Kid Nichols, who struck out 222 in 1890, and Bill Stemmyer, who fanned 239 in 1886. ...Just 16 rookies have done so in history, with Yu Darvish being the last to do so (221 strikeouts in 2012).
  - His 13.8 strikeouts per 9.0 innings is the highest by a rookie pitcher in MLB history (min. 12 starts)...Chicago's Kerry Wood held the previous mark with 12.6 K/9.0 IP.
  - No pitcher in Braves franchise history has pitched at least 100 innings in a season and fanned even 11.0 batters per 9.0 innings...In fact, just two pitchers, Brandon Beachy with 10.7 in 2011 and Charlie Morton with 10.5 in 2021, have been above 10.0.
- Transitioned from the bullpen to the starting rotation on May 30, 2022 at Arizona.
  - Has gone 30-9 with a 3.46 ERA in 52 starts since becoming a starter.
- Together with teammate Charlie Morton in 2022, became the first pair of Braves teammates to reach 200 strikeouts in a season since 1886, when Old Hoss Radbourn (218) and Bill Stemmyer (239) both reached the mark...Radbourn tossed 509.1 innings that year, while Stemmyer totaled 348.2 innings.
- Started on September 1, 2022 vs. Colorado and pitched a career-most 8.0 innings, holding the Rockies to just two hits and no runs in the effort...The Braves beat the Rockies, 3-0, to give Strider his ninth win of the season.
  - Set the single-game, Atlanta-era record with 16 strikeouts in the game, which also ranks second in all-time franchise history...John Smoltz previously held the Atlanta-era record, punching out 15 on two occasions: May 24, 1992 at Montreal and April 10, 2005 versus the New York Mets...Warren Spahn holds the all-time Braves record with 18 punchouts on June 14, 1952 versus the Chicago Cubs.
  - Strider's 16 strikeouts are the most in a single game by a Braves rookie in franchise history.
  - He became the fourth different rookie in the modern era to strike out at least 16 batters in a game without issuing a walk...Dwight Gooden had exactly 16 K's in two consecutive starts in 1984 (9/12 vs. PIT, 9/17 @ PHI)...Kerry Wood struck out 20 against Houston on May 6, 1998, and Jon Gray fanned 16 Padres on September 17, 2016 (Research courtesy Elias).
- On July 7, 2022 vs. St. Louis, struck out a then career-most 12 batters...Recorded his first nine outs via strikeout.
  - Since at least 1961, Strider is the only Braves pitcher with nine strikeouts through the first three innings of a game...
  - He became the only pitcher in Braves history to have three games of at least 10 strikeouts within his first eight starts...League-wide, the last pitcher with at least three double-digit strikeout performances in his first eight career starts was Masahiro Tanaka, who did it for New York (AL) in 2014. (Research via the Elias Sports Bureau.)
  - He allowed one hit and fanned 11 in his previous start at Cincinnati, and became the first rookie in MLB's modern era (since 1900) with 11+ strikeouts and two-or-fewer hits in consecutive starts.
- In his 2022 campaign became the first Atlanta rookie to win 10 games in a season since Julio Teheran went 14-8 in 2013.
- Made his major-league debut on October 1, 2021, allowed two hits and a solo home run.
  - Pitched 1.1 scoreless innings in relief on October 3.

## MINOR LEAGUE NOTES

- Appeared for Low-A Augusta, High-A Rome, Double-A Mississippi and Triple-A Gwinnett in 2021, going a combined 3-7 with a 3.64 ERA (38 ER/94.0 IP), and 153 strikeouts over 21 starts.
  - His 94 strikeouts ranked seventh in the Double-A South and he held opponents to a .211 batting average.
- In his first professional season, 2020, was added to Atlanta's 60-man player pool on August 17.
  - Spent the rest of the season at the club's alternate training site.

## AMATEUR

- In three seasons with Clemson, went 5-2 with a 4.71 ERA (33 ER/63.0 IP) in 26 appearances, 10 starts.
  - Struck out 89, an average of 12.7 per 9.0 innings.
- He missed the entire 2019 season after undergoing Tommy John surgery that February.



- He returned in 2020 and made a team-most four starts, allowing six runs in 12.0 innings (4.50 ERA) with 19 strikeouts.
- In his first season with the Tigers, 2018, was a *Collegiate Baseball* Freshman All-American, striking out 70 in 51.0 innings.
- Was a three-time ACC Academic Honor Roll member...Majored in political science...Before joining Clemson, attended the Christian Academy of Knoxville.
- He was Tennessee's Gatorade Player of the Year and Mr. Baseball as a senior, 2017.

## TRANSACTIONS

- Drafted by Cleveland in the 35th round in 2017: did not sign.
- Drafted by the Atlanta Braves in the fourth round of the 2020 MLB June Amateur Draft.
- On Atlanta's injured list (left oblique strain), from September 21 to October 6, 2022.
- Signed by the Atlanta Braves to a six-year major league contract through the 2028 season, with a club option for 2029, on October 10, 2022.



**NON-ROSTER INVITEE**

# TYLER TOLVE

# 82

## CATCHER

Full Name: **Tyler Tolve**Bats: **Left**Throws: **Right**Height: **6-1**Weight: **200**DOB: **July 16, 2000**Opening Day Age: **23**Born: **Atlanta, GA**Resides: **Atlanta, GA**MLB Debut: **--**MLB Service Time: **0.000**Acquired: **Braves' 17th-round pick in 2021**Contract Status: **Signed through 2024**

## 2023

- Spent the entire season with Double-A Mississippi...Slashed .238/.304/.394 (46-for-193) in 50 games...He hit seven home runs and nine doubles, while recording 32 RBI and 28 runs.
- Began the season on Double-A Mississippi's 7-day Injured List...Was activated on May 10... Placed on the Injured List again on August 15 through season's end.
- Reached base in 20 consecutive games, spanning May 24-July 1; the second-longest on-base streak on the club, behind a 23-game run by outfielder Jesse Franklin V...Slashed .272/.341/.407 (22-for-81) during that span, with three home runs, two doubles and nine walks... Marked the second-longest on-base streak of his professional career, behind a 25-game streak, from July 4-August 20, 2022 with High-A Rome.
- Delivered a walk-off single in the 10th inning, May 24 vs. Pensacola, off RHP Brady Puckett.
- Hit his first home run at Double-A (solo), June 10 vs. Biloxi, off RHP Justin Jarvis...Homered for a second consecutive game, June 13 at Pensacola; his first of two homer streaks during the 2023 season, also: July 16 at Chattanooga – July 18 at Tennessee.
- Finished the season as Atlanta's No. 29 overall prospect, according to MLBPipeline.com.

## MINORS

- Played the entire 2022 season at High-A Rome, appearing in 75 games and batting .261 (75-for-287) with 14 doubles, 12 home runs, 47 RBI and 42 runs scored.
  - Caught 68 games for Rome, registering a .993 fielding percentage from behind the plate.

- Was named a MiLB.com Organization All-Star for his performance in 2022.
- Made his professional debut in 2021, briefly appearing with the Braves' FCL team before playing 23 games with Low-A Augusta... Combined to hit .287 (66-for-207) in 2021.
- Owens a career .994 fielding percentage as a catcher in the minor leagues.

## AMATEUR

- Competed collegiately at Kennesaw State University (GA).
  - Honored on the Atlantic Sun Conference All-Freshman team in 2019...Selected as ASUN All-Conference Second Team in 2021.
- Through the 2022 season, holds the 10th-highest batting average (.328) in KSU program history... His .991 career fielding percentage ranks fourth... Nabbed 13 attempted base-stealers during his three-season career.

## TRANSACTIONS

- Selected by the Atlanta Braves in the 17th round of the 2021 MLB First-Year Player Draft from Kennesaw State University (Kennesaw, GA).
- Assigned to FCL Braves on July 31, 2021.
- Assigned to Single-A Augusta on August 3, 2021.
- Assigned to High-A Rome on April 6, 2022.
- Assigned to Double-A Mississippi on April 5, 2023.
- Began the 2023 season on Double-A Mississippi's 7-day Injured List...Was activated on May 10... Placed on the Injured List again on August 15 through season's end.



NON-ROSTER INVITEE

# CHADWICK TROMP

# 66

## CATCHER

Full Name: **Chadwick Chandler Tromp**

Bats: **Right**

Throws: **Right**

Height: **5-8**

Weight: **221**

DOB: **March 21, 1995**

Opening Day Age: **28**

Born: **Oranjestad, Aruba**

Resides: **Oranjestad, Aruba**

MLB Debut: **July 29, 2020**

MLB Service Time: **1.152**

Acquired: **Selected off waivers from San Francisco, September 21, 2021**

Contract Status: **Signed through 2024**

## 2023

- 29-year-old Chadwick Tromp completed his fourth major league season (second with Atlanta), posting a slash line of .125/.188/.188 (2-for-16), with one double and one RBI in six games.
- Started five of Atlanta's games during the regular season – all at catcher...Appeared once as a defensive replacement...Was not included on the club's postseason roster.
- Recalled by Atlanta, twice – first on April 9 (optioned May 8) and again on June 18 (optioned June 30).
- Played for Team Netherlands in the 2023 World Baseball Classic...Hit .286 (4-for-14), with one home run, three RBI and one run in four games.
- Slashed .210/.336/.384 (47-for-224) in 65 games with Triple-A Gwinnett...He hit 10 home runs and nine doubles, while recording 33 RBI and 32 runs... Defensively, nabbed 21 of 68 would be base-stealers (30.8%); fourth-most among International Leaguers...Recorded the four-best pop times on the club during the 2023 season, including a season-best 1.79 seconds, August 17 at Durham.
  - *A* Notched his second consecutive season with at least 10 home runs (12 in 2022 – all with Triple-A Gwinnett)...It's the first two seasons that he's reached double-digit home run totals over his 11-year professional career.
  - *A* Hit the two longest home runs by any player on Triple-A Gwinnett's roster – a 476-foot, two-run shot, May 24 vs. Durham, off RHP Ryan Burr and a 451-foot, three-run blast, August 10 at Charlotte, off RHP Luis Patiño...His 476-foot longball vs. Durham was the fourth-longest by any player in the International League during the 2023 season.

## CAREER HIGHS

Most Runs

**2, 3x, last: 9/20/20, SF at OAK**

Most Hits

**3, 2x, last: 8/13/22, ATL at MIA**

Most Doubles

**2, 8/13/22, ATL at MIA**

Most Triples

**None**

Most Home Runs

**1, 5x, last: 6/9/21, SF at TEX**

Most RBI

**3, 8/13/22, ATL at MIA**

Most Walks

**1, 8/11/20, SF at HOU**

Most Stolen Bases

**None**

Longest Hitting Streak

**5 games, 7/31-8/7/20**

- Drew four walks, July 16 at Memphis; matched Triple-A Gwinnett's single-game record, done six times previously.
- Went 4-for-5 with two home runs (three-run, two-run), August 10 at Charlotte; his fifth career-multi-homer game...Established a single-game career-best with six RBI...Matched Triple-A Gwinnett's single-game record for runs with five.

## MAJOR LEAGUE NOTES

- Entering his 12th professional season and fourth as a member of the Braves organization... Previous organizations: Cincinnati (2013-19) and San Francisco (2020-21)...Made his professional debut in 2013 with the Arizona League Reds.
- Made his MLB debut, July 29, 2020 vs. San Diego, with San Francisco...Batted ninth and went 0-for-4 with three strikeouts...Went 2-for-4 with a double and an RBI in his next game, July 31 vs. Texas – recording his first career hit, a single off LHP Mike Minor.
- Was called up to the majors in 2022 and made his Braves debut on August 13, going 3-for-4 with two doubles and three RBI.
  - Sustained a left quadriceps strain as a result of that contest, landing him on the Injured List for the remainder of the season.
- Appeared in nine games for San Francisco in 2021, hitting .222 (4-for-18) with a home run and two RBI.
- Finished his first season in the big leagues in 2020, going 13-for-61 (.213) with four homers and 10 RBI.
  - Started 19 games, all at catcher, and logged 160.1 innings behind the plate.
  - Selected to the Giants' Major League roster on July 28 and became the sixth player born in Aruba to make the big leagues, joining Xander Bogaerts (2013-present), Radhames Dykhoff (1998), Gene Kingstae (1996-2003), Calvin Maduro (1996-2002) and Sidney Ponson (1998-2009).
- Has only made one error in 205.0 total big-league innings.

## MINOR LEAGUE NOTES

- Owns a career minor league slash line of .246/.313/.388 (437-for-1,775) in 521 games...Has slashed .222/.226/.414 (22-for-99) over 40 major league games.
  - Played 70 games for Triple-A Gwinnett, slashing .253/.297/.442 (63-for-249), resulting in a .739 OPS.
  - Had 11 doubles, 12 home runs, 41 RBI and 34 runs scored for the Stripers.
  - Was named International League Player of the Week on May 8, 2022, the first such honor of his career.
- Spent seven seasons in the Reds' farm system without reaching the Majors and was signed by the Giants over the 2019-20 winter.

## TRANSACTIONS

- Signed by Cincinnati as an amateur free agent on May 24, 2013.
- Signed as a free agent with San Francisco on January 6, 2020.
- Selected off waivers by the Atlanta Braves from the San Francisco Giants on September 21, 2021.
- Recalled by Atlanta on April 9, 2023...Optioned on May 8, 2023.
- Recalled by Atlanta on June 18, 2023...Optioned on June 30, 2023.
- Elected free agency on November 17, 2023
- Re-signed with Atlanta as a minor league free agent on November 22, 2023.






**NON-ROSTER INVITEE**

# ANDREW VELAZQUEZ

**65**

## INFIELDER

 Full Name: **Andrew Velazquez**

 Bats: **Switch**

 Throws: **Right**

 Height: **5-9**

 Weight: **170**

 DOB: **July 14, 1994**

 Opening Day Age: **29**

 Born: **Bronx, NY**

Resides:

 MLB Debut: **September 2, 2018** MLB Service Time: **3.033**

 Acquired: **Selected off waivers from Los Angeles (AL), September 5, 2023**

 Contract Status: **Signed through 2024**

## 2023

- 29-year-old Andrew Velazquez completed his sixth major league season (second with Los Angeles-AL), posting a slash line of .173/.264/.284 (14-for-81) in 54 games.
  - He hit two home runs and three doubles, while recording three RBI and 12 runs... Went 13-for-16 in stolen base attempts.
  - Marked his second season with at least 10 stolen bases, also 2022 with Los Angeles-AL (17).
- Started 24 of Los Angeles' (AL) games during the regular season – all at shortstop...Came off the bench in 30 contests, appearing 17 times as a defensive replacement, 11 times as a pinch-runner and twice as a pinch-hitter (1-for-2, solo home run).
- Began the season with Triple-A Salt Lake...Recalled by Los Angeles (AL) on June 15 (optioned June 30) and again on July 2 (optioned on Sept. 3).
  - Selected off waivers by Atlanta from Los Angeles (AL) on September 5...Optioned to Triple-A Gwinnett later that day.
- Matched his career-high with three hits, July 25 at Detroit.
  - Did so once previously, May 10, 2022 vs. Tampa Bay, with Los Angeles (AL)
- Connected on the first pinch-hit home run of his career, August 12 at Houston, off RHP Héctor Neris.
- Slashed .215/.311/.347 (31-for-144) in 40 games – 23 with Los Angeles' (AL) Triple-A Salt Lake, 14 with Atlanta's Triple-A Gwinnett and three with the Arizona Complex League Angels rookie level affiliate...He hit three home runs, six doubles and two triples, while recording 13 RBI and 21 runs... Went 8-for-9 in stolen base attempts.
- Hit safely in each of his first eight games with Triple-A Gwinnett and 10 of 14 games overall.

## CAREER HIGHS

Most Runs

**2, 8x, last: 7/25/23, LAA at DET**

Most Hits

**3, 2x, last: 7/25/23, LAA at DET**

Most Doubles

**1, 19x, last: 8/23/23, LAA vs. CIN**

Most Triples

**1, 2x, last: 8/19/21, NYY vs. MIN**

Most Home Runs

**1, 12x, last: 8/12/23, LAA at HOU**

Most RBI

**3, 6/9/22, LAA vs. BOS**

Most Walks

**3, 9/14/20, BAL vs. ATL**

Most Stolen Bases

**2, 6/17/23, LAA at KC**

Longest Hitting Streak

**6 games, 5/13-5/17/22**

## MAJOR LEAGUE NOTES

- Entering his 13th professional season and second as a member of the Braves organization.
- Previous organizations: Arizona (2012-14), Tampa Bay (2015-19), Cleveland (2019), Baltimore (2020), New York-AL (2021), Los Angeles-AL (2022-23)...Made his professional debut in 2012 with the Arizona League Diamondbacks.

- Made his MLB debut, September 2, 2018 at Cleveland, with Tampa Bay – entering the game in the bottom of the eighth inning as a defensive replacement in center field.
  - Did not have a plate appearance.
- Recorded his first career hit, a pinch-hit single, September 7, 2018 at Baltimore, off RHP Luis Ortiz.
  - Hit his first career home run (solo), August 21, 2021 vs. Minnesota, off RHP Ralph Garza.
- Has appeared in one MLB postseason game – the 2021 ALWC Game with New York-AL (Lost at Boston)...Started at shortstop, batted ninth...Went hitless in his lone plate appearance (flyout).

## MINOR LEAGUE NOTES

- **Awards:** 2014 Midwest League Prospect of the Year (Arizona)...2014 MiLB Organization All-Star (Arizona)...2014 Midwest League Mid-Season All-Star (Arizona)...2014 Midwest League Post-Season All-Star (Arizona)...2014 Baseball America Low Class A All-Star (Arizona)...Midwest League Player of the Week (5/26/2014)...Southern League Player of the Week (6/4/2017).
- Owns a career minor league slash line of .268/.335/.400 (773-for-2,889) in 778 games... Has slashed .189/.244/.293 (107-for-566) over 275 major league games.
- Has appeared at every defensive position except pitcher, catcher and first base in his career...Has spent the majority, across all levels, at shortstop... Logged his most extensive MLB playing time with Los Angeles (AL) in 2022.
  - Started 100 games – all at shortstop... Came off the bench in 25 contests, appearing 20 times as a defensive replacement and five times as a pinch-runner.
  - Slashed .196/.236/.304 (63-for-322)...He hit nine home runs and eight doubles, while recording 28 RBI and 37 runs... Went 17-for-18 in stolen base attempts... Defensively, ranked fourth among shortstops in FanGraphs' Defensive Runs Saved metric (11).
- In 2018 with Tampa Bay's Triple-A Durham, led the International League in stolen bases with 29 in 32 attempts.
  - Tabbed by Baseball America as the "Fastest Baserunner" in the International League.

## AMATEUR

- Attended Fordham Preparatory School (Bronx, NY).
- Forewent his commitment to Virginia Tech University, instead signed with the Arizona Diamondbacks after being selected by the club in the seventh-round of the 2012 First-Year Player Draft.

## PERSONAL

- Nickname is Squid.

## TRANSACTIONS

- Selected by the Arizona Diamondbacks in the seventh-round of the 2012 MLB First-Year Player Draft from Fordham Preparatory School (Bronx, NY).
- Acquired by the Tampa Bay Rays, along with OF Justin Williams from the Arizona Diamondbacks on November 14, 2014, in exchange for RHP Jeremy Hellickson.
- Acquired by the Cleveland Indians from the Tampa Bay Rays on July 3, 2019, in exchange for international bonus slot money.
- Claimed off waivers by the Baltimore Orioles from the Cleveland Indians on February 19, 2020.
- Signed as a free agent with the New York Yankees on January 5, 2021.
- Released by the New York Yankees on July 16, 2021.
- Signed as a free agent with the New York Yankees on July 17, 2021.
- Claimed off waivers by the Los Angeles Angels from the New York Yankees on November 5, 2021.
- On Los Angeles' (AL) 10-day Injured List (right meniscus tear) from September 14 to September 17, 2022 – before being transferred to the 60-day Injured List on September 17 through season's end...Missed the club's final 20 games.
- Optioned to Triple-A Salt Lake on March 24, 2023.
- On Triple-A Salt Lake's 7-day Injured List from May 2, 2023 to June 7, 2023...Included a three-game rehabilitation stint with the Arizona Complex League rookie affiliate.
- Recalled by Los Angeles (AL) on June 15, 2023... Optioned to Triple-A Salt Lake on June 30, 2023.
- Recalled by Los Angeles (AL) on July 2, 2023... Optioned to Triple-A Salt Lake on September 3, 2023.
- Claimed off waivers by the Atlanta Braves from the Los Angeles Angels on September 5, 2023... Optioned to Triple-A Gwinnett.
- Elected free agency on November 3, 2023.
- Signed a minor league contract with the Atlanta Braves on November 24, 2023.



# DARIUS VINES

# 61

## RIGHT-HANDED PITCHER

Full Name: **Darius Marquee Vines**

Bats: **Right**

Throws: **Right**

Height: **5-11**

Weight: **195**

DOB: **April 30, 1998**

Opening Day Age: **25**

Born: **Oxnard, CA**

Resides: **San Diego, CA**

MLB Debut: **August 30, 2023**

MLB Service Time: **0.031**

Acquired: **Braves' seventh-round pick in 2019**

Contract Status: **Signed through 2024**

## 2023

- In his debut season with Atlanta, went 1-0 with a 3.98 ERA (9 ER/20.1 IP) in two starts and three relief appearances.
- Made his major league debut on August 30 at Coors Field, scattering four hits over 6.0 innings of two-run ball and earning his first career win.
  - Vines became the first visiting pitcher in Coors Field history to pitch at least 6.0 innings while holding Colorado to two runs or less in his MLB debut.
  - Vines joined Chris Brock as the only Braves starters in franchise history to make their big-league debut at Coors Field... Brock suffered the loss, allowing seven hits, three runs and a home run in 4.0 innings pitched on June 11, 1997.
  - Vines became the fifth Braves starter to make his MLB debut in 2023...Dylan Dodd, Jared Shuster, AJ Smith-Shawver and Allan Winans also made their debuts earlier in the season.
- Went 3-2 with a 2.36 ERA in five appearances, four starts, with Triple-A Gwinnett.
  - Was placed on the 7-day injured list on March 31 and activated on July 27.

## MINOR LEAGUE NOTES

- Split the 2022 season between Double-A Mississippi and Triple-A Gwinnett...Went 8-4 with a 3.77 ERA in 27 appearances and 25 starts.
- Started 2022 with the M-Braves, and was named the Southern League Pitcher of the Month for July.

## CAREER HIGHS

Most Innings Pitched

**6.0, 2x, last: 9/27/23, ATL vs. CHC**

Most Runs

**3, 2x, last: 9/27/23, ATL vs. CHC**

Most Earned Runs

**3, 9/22/23, ATL at WSH**

Most Hits Allowed

**4, 2x, last: 9/27/23, ATL vs. CHC**

Most Home Runs Allowed

**2, 9/27/23, ATL vs. CHC**

Most Walks

**3, 9/22/23, ATL at WSH**

Most Strikeouts

**5, 2x, last: 9/27/23, ATL vs. CHC**

Longest winning streak

**None**

Longest losing streak

**None**

- Went 3-0 with a 1.17 ERA while holding opponents to four earned runs over 30.2 innings pitched with 32 strikeouts...Hitters were hitting .155 against him during that span.



*A* Before being transferred to Triple-A Gwinnett on August 14, Vines led the Southern League with 107.0 innings pitched and 127 strikeouts (second most in Double-A and sixth in MiLB).

- Finished the 2022 campaign with the G-Strippers, pitching to a 3.21 ERA in five starts and two relief outings.
- Split the 2021 season between Single-A Augusta and High-A Rome...Made 22 appearances, all starts, and went 6-4 with a 2.92 ERA.
- Began 2021 with the GreenJackets, and was named the Low-A East Pitcher of the Week for the period ending, June 6.
- Tossed 7.0 no-hit innings on July 31, 2021 vs. Asheville...Fanned nine and walked two in that game.

*A* The R-Braves carried a no-hitter into the ninth inning in the 7-1 win.

- Ended the 2021 campaign on a three-game winning streak, compiling a 2.25 ERA (7 ER/28.0 IP) with 30 strikeouts and four walks.
- His 129 strikeouts ranked fifth among Braves minor leaguers, while his 22 starts ranked third.
- Made his professional debut with the GCL Braves, pitching 1.0 inning in relief and taking the loss on June 26.

## AMATEUR

- Graduated from Rialto High School, just over 50 miles east of Los Angeles.
- *A* Pitched to a 2.77 ERA in his high school career, while hitting .360 in 91 games at the plate.
- Committed collegiately to Cal State Northridge before signing with Atlanta.

## TRANSACTIONS

- Drafted by the Houston Astros in the 32nd round of the 2016 First-Year Player Draft; did not sign
- Drafted by the Chicago Cubs in the 27th round of the 2017 First-Year Player Draft; did not sign
- Drafted by the Atlanta Braves in the 7th round of the 2019 First-Year Player Draft





**NON-ROSTER INVITEE**

# LUKE WADDELL

# 79

## INFIELDER

Full Name: **Luke Thomas Waddell**Bats: **Left**Throws: **Right**Height: **5-9**Weight: **180**DOB: **July 13, 1998**Opening Day Age: **25**Born: **Loveland, OH**Resides: **Loveland, OH**MLB Debut: **--**MLB Service Time: **0.000**Acquired: **Braves' 32nd-round pick in 2019**Contract Status: **Signed through 2024**

## 2023

- Slashed .275/.384/.376 (131-for-476) in 130 games – 101 with Double-A Mississippi and 29 with Triple-A Gwinnett...He hit eight home runs, 18 doubles and three triples, while recording 74 RBI and 73 runs...Went 29-for-39 in stolen base attempts.
  - Set MiLB career-highs in games, hits, home runs, doubles, triples, RBI, runs, stolen bases and walks (85)...Named an MiLB.com Organization All-Star.
- Among Atlanta farmhands, was tied for first in hits...Ranked second in RBI and walks; fourth in runs; sixth in total bases (179); tied for sixth in stolen bases; eighth in batting average – among qualifiers; ninth in on-base percentage and 10th in OPS (.760).
- Began the season with Double-A Mississippi... Promoted to Triple-A Gwinnett on April 14... Played 29 games before being transferred back to Double-A Mississippi on May 2.
- Named to the Southern League All-Star team... Among Southern League qualifiers, ranked fourth in batting average (.290) and fifth in on-base percentage (.395).
- Hit all eight of his Double-A home runs on the road...Slashed .307/.430/.483 (54-for-176), with 45 RBI and 35 runs in 47 road games.
- Went deep in three consecutive games, spanning June 14-16 at Pensacola...Matched the longest homer streak of his career, also: August 27-29, 2021 at Bowling Green, with High-A Rome.
- From June 1-July 31, hit .320 (57-for-178), with six home runs, nine doubles and one triple, while recording 33 RBI and 32 runs in 47 games with Double-A Mississippi.

## MINOR LEAGUE NOTES

- Played the entire 2022 season at Double-A Mississippi, appearing in 41 games as a utility infielder...Primarily appeared at shortstop (29 games) and hit .272 (44-for-162).
  - Drew 23 walks compared to only 22 strikeouts... Also logged 29 RBI and 20 runs scored.
- Awards:** 2023 MiLB.com Organization All-Star (Atlanta)...2023 Southern League Post-Season All-Star (Atlanta)...South Atlantic League Player of the Week (8/29/2021)... Named High-A Rome's August Player of the Month by Atlanta (2021).
- Made his professional debut for High-A Rome in 2021, batting .304 (21-for-69) across 21 games before his promotion to Double-A Mississippi, where he collected five hits across eight games.

## PERSONAL

- Attended Loveland HS (OH)...Was inducted into the school's athletic hall of fame in 2022 for his contributions in football, basketball and baseball.
  - Tallied 5,600 career rushing yards, 1,699 receiving yards, 500 points and 83 touchdowns across four varsity seasons.

## TRANSACTIONS

- Selected by the Atlanta Braves in the fifth-round of the 2021 MLB First-Year Player Draft from Georgia Tech University (Atlanta, GA).
- Assigned to High-A Rome on April 4, 2021.
- Assigned to Double-A Mississippi on September 3, 2021.
- On Double-A Mississippi's 7-day Injured List from June 21, 2022, through season's end.
- Assigned to Triple-A Gwinnett on April 14, 2023... Transferred back to Double-A Mississippi on May 2.

**NON-ROSTER INVITEE**

# HURSTON WALDREP

# 93

## RIGHT-HANDED PITCHER

Full Name: **Hurston Wayne Waldrep**Bats: **Right**Throws: **Right**Height: **6-2**Weight: **210**DOB: **March 1, 2002**Opening Day Age: **22**Born: **Cairo, GA**

Resides:

MLB Debut: **--**MLB Service Time: **0.000**Acquired: **Braves' first-round (24th overall) pick in 2023**Contract Status: **Signed through 2024**

## 2023

- In his first season in the Braves system, rose four levels from Single-A | High-A | Double-A | Triple-A, posting a 1.53 ERA (5 ER/29.1 IP) in eight starts...His 41 strikeouts were more than any other hurler in the 2023 MLB Draft class...He issued 16 walks, while holding opponents to a .179 batting average (19-for-106).
- Made his professional debut with Single-A Augusta, August 5 vs. Columbia (3.0 IP, 1 ER, 8 K, 2 BB)...Earned his first promotion to Triple-A on September 23...Became the first Braves farmhand to reach Triple-A Gwinnett (est. 2009) in the same year he was drafted.
- While with High-A Rome, notched his season-high for innings pitched (4.2) and strikeouts (10) in the same outing, August 26 vs. Greensboro.
- In three starts with High-A Rome, struck out 17 and allowed one earned run and four hits in 12.0 innings...Pitched to a 2.70 ERA (3 ER/10.0 IP) with 11 strikeouts over his next three starts, which came with Double-A Mississippi.
- Finished the season as Atlanta's No. 2 overall prospect, according to MLB Pipeline.com...Also ranked No. 100 on the Top 100 Prospects List, by the same publication.

## AMATEUR

- Pitched two seasons at the University of Southern Mississippi from 2021-22 before transferring to the University of Florida for his junior year in 2023.
- During his lone season on campus in Gainesville, FL, went 10-3 with a 4.16 ERA (47 ER/101. 2 IP), making all 19 of his scheduled weekend starts...Recorded 156 strikeouts; second-most within single-season in program history, falling one shy

of Detroit's RHP Alex Faedo's program record set in 2017...His 13.8 strikeouts per nine topped former Colorado Rockies RHP John Burke's 32-year record of 13.3 set in 1990...In the NCAA Tournament, fanned 12-plus batters in three consecutive starts, accruing 37 punchouts against UConn, South Carolina and Oral Roberts – powering the team to the College World Series, finishing runner-up to LSU.

- **Awards:** 2023 D1Baseball.com Second Team All-American...2023 ABCA First Team Southeast All-Region...2023 NCAA Gainesville Regional All-Tournament Team...2023 SEC First-Year Academic Honor Roll...2023 SEC Pitcher of the Week (period ending April 17)...2023 Collegiate Baseball First Team Preseason All-American...2022 D1Baseball.com Third Team All-American.

## PERSONAL

- Attended Thomasville High School (Thomasville, GA)...Ranked as the 14th-best RHP in the state of Georgia by Perfect Game in 2020...Collected Region 1-AA Pitcher of the Year honors and Region 1-AA First Team accolades...Won three Region 1-AA titles (2017, 2018, and 2019).
- Son of Cliff and Debbie Waldrep...Has one brother, Ryan and two sisters, Morgan and Edon.

## TRANSACTIONS

- Selected by Atlanta in the first-round (24th overall) of the 2023 MLB First-Year Player Draft from the University of Florida (Gainesville, FL).
- Assigned to Single-A Augusta on August 2, 2023... Transferred to High-A Rome on August 8, 2023... Transferred to Double-A Mississippi on August 29, 2023...Transferred to Triple-A Gwinnett on September 23, 2023.



# FORREST WALL

# 73

## OUTFIELDER

Full Name: **Forrest Alexander Wall**

Bats: **Left**

Throws: **Right**

Height: **6-0**

Weight: **196**

DOB: **November 20, 1995**

Opening Day Age: **28**

Born: **Orlando, FL**

Resides: **Palm Harbor, FL**

MLB Debut: **July 22, 2023**

MLB Service Time: **0.076**

Acquired: **Signed as a free agent, January 28, 2023**

Contract Status: **Signed through 2024**

## 2023

- 28-year-old Forrest Wall completed his first major league season, posting a slash line of .462/.533/.846 (6-for-13) in 15 games.
- Hit one home run and two doubles, while recording two RBI and six runs...Went 5-for-6 in stolen base attempts.
- Started two of Atlanta's games during the regular season; making one start in left field and one in center field...Appeared eight times as a pinch-runner, three times as a defensive replacement and twice as a pinch-hitter (1-for-2, double)... Appeared twice in the postseason – first as a pinch-hitter in the eighth inning of NLDS Game 3 (fly out), before remaining in left field...Entered in the seventh inning of Game 4 as a pinch-runner, before remaining in center field.
  - *A* Made his MLB debut, July 22 at Milwaukee, appearing as a pinch-runner... Proceeded to steal second and third on consecutive pitches.
- Collected his first MLB hit – a double off position player, INF turned RHP Danny Mendick, in the first game of a doubleheader, August 12 at New York (NL)...Atlanta won the game, 21-3.
  - *A* Hit his first career home run (two-run), in the second game of a doubleheader, September 24 at Washington, off RHP José Ferrer.
- Each of his first three big league hits went for extra-bases: August 12 (G1) at New York (NL) – double, September 17 at Miami – double, September 24 (G2) at Washington – home run.
- Went 3-for-4 with three singles on September 29 vs. Washington, notching the first three-hit game of his big league career.

## MINOR LEAGUE NOTES

- **Awards:** MiLB.com Organization All-Star (2014-15 with Colorado and 2023 with Atlanta)...2019 Eastern League Mid-Season All-Star (Toronto)...2014 Baseball America Rookie All-Star (Colorado)...Eastern League Player of the Week (6/2/2019)...South Atlantic League Player of the Week (6/29/2015).
- In 2023, slashed .280/.372/.427 (99-for-354) in 90 games for Triple-A Gwinnett.
  - *A* He hit eight home runs, 16 doubles and six triples, while recording 43 RBI and 62 runs...Went 52-for-60 in stolen base attempts...Did not commit an error all season, positing a team-best 87-game errorless streak from Opening Day (March 31) to August 30.
  - *A* Among International Leaguers, ranked third in stolen bases (52) and tied for seventh in triples (six)...Among all Atlanta farmhands, he paced the group in stolen bases; ranked second in triples; sixth in batting average (.280) and slugging percentage (.427) and OPS (.799).
  - *A* His 52 stolen bases (52-for-60, 86.7%) set a Gwinnett single-season record, surpassing Luis Durango's 46 steals in 2012 (46-for-62, 74.2%)...Wall also stole 52 bases with Seattle's Triple-A Tacoma in 2022.
  - *A* Stole multiple bases in nine contests, going 21-for-21 in those games...Matched Gwinnett's single-game record of three stolen bases on three separate occasions: May 5 vs. Charlotte, May 12 at Nashville and May 26 vs. Durham.

- The Braves are his fourth organization...Has played in the minors for Colorado, Toronto and Seattle.
- Played exclusively at Triple-A Tacoma in 2022 in the Seattle organization, appearing in 120 games at all three outfield positions, as well as designated hitter.
  - *A* Posted a .996 fielding percentage in 249 chances as an outfielder, committing just one error.
  - *A* Stole 52 bases, his most in a single season as a professional...Was caught stealing 12 times...Previous best was 38 steals, done across two different levels (three teams).
- Began the 2019 season with Toronto's Double-A New Hampshire, ranking seventh in the Eastern League in doubles (27)...From May 27-June 2, hit .515 (17-for-33) with two home runs, six double and seven RBI, earning Eastern League Player of the Week honors...Promoted to Buffalo for his Triple-A debut on August 18.

## AMATEUR

- Attended Orangewood Christian HS in Maitland, Fla., just north of Orlando.
- Posted a career .461 batting average (106-for-230) in his high school career, hitting .500-or-better in both his junior and senior seasons.
- Ranked 26th nationally in the final 2014 Perfect Game class rankings.

## TRANSACTIONS

- Selected by the Colorado Rockies in the first round of the 2014 First-Year Player Draft out of Orangewood Christian HS (FL).
- Traded by Colorado to Toronto on July 25, 2018 along with Chad Spanberger in exchange for Seung-Hwan Oh.
- Signed by Seattle as a minor league free agent on February 21, 2021.
- Signed by Atlanta as a minor league free agent on January 28, 2023.
- Recalled from Triple-A Gwinnett, twice, during the 2023 season – first on July 18 (optioned on August 15) and again on September 1 through season's end.





# JAKE WALSH

# 98

## RIGHT-HANDED PITCHER

Full Name: **Jacob Dalton Walsh**

Bats: **Right**

Throws: **Right**

Height: **6-1**

Weight: **203**

DOB: **July 20, 1995**

Opening Day Age: **28**

Born: **Indialantic, FL**

Resides: **Indialantic, FL**

MLB Debut: **May 11, 2022**

MLB Service Time: **0.013**

Acquired: **Signed as a free agent, February 8, 2024**

Contract Status: **Signed through 2024**

**NON-ROSTER INVITEE**

## 2023

- Spent the entire 2023 season with St. Louis' Triple-A Memphis.
  - Appeared in 27 games, each out of the bullpen, combining to go 2-2 with a 5.28 ERA (18 ER/30.2 IP).
  - Struck out 34 and walked 23.
- Entered the season as St. Louis' No. 24 prospect in the organization, according to *Baseball America*.

## MAJOR LEAGUE NOTES

- In three career major league games, owns an 0-1 record and a 13.50 ERA (4 ER/2.2 IP).
  - All games took place in 2022.
  - Struck out five and walked two.
- Made his major league debut on May 11, 2022, and became the sixth Cardinals reliever all-time, and the first since Shelby Miller in 2012, to strike out four or more batters in 2.0 innings or fewer in a major league debut.
- Has pitched primarily as a relief pitcher since the conclusion of 2019 after making 25 starts between 2018-19.

## MINOR LEAGUE NOTES

- In his six-year minor league career, has pitched to a 19-9 record and a 2.69 ERA (71 ER/237.2 IP).
  - Owns a 9.4 strikeouts-per-9.0 IP rate in the minor leagues.
- In 2022, appeared in 13 games overall at Memphis with a perfect mark of six saves in six opportunities.
  - Struck out 22 batters over 15.1 innings pitched.

## CAREER HIGHS

Most Innings Pitched  
**2.0, 5/11/22, STL vs. BAL**

Most Runs  
**4, 5/18/22, STL at NYM**

Most Earned Runs  
**4, 5/18/22, STL at NYM**

Most Hits Allowed  
**2, 5/18/22, STL at NYM**

Most Home Runs Allowed  
**None**

Most Walks  
**1, 2x, last: 5/18/22, STL at NYM**

Most Strikeouts  
**4, 5/11/22, STL vs. BAL**

Longest winning streak  
**None**

Longest losing streak  
**None**

- Posted a positive reverse split in Memphis, holding lefthanded batters to a .133 BA (4-30, HR), with right-handed batters hitting .269 (7-26) with one extra-base hit.
- Pitched for Glendale in the 2021 Arizona Fall League and led the circuit with four saves.

## AMATEUR

- Played one season of college baseball at Jacksonville State (AL) University before transferring to Eastern Florida State College in Melbourne, Fla.
  - *A* Eventually landed at Florida Southern University,
- Was 12-1 with a 2.62 ERA in 16 starts at Florida Southern in 2017.
  - *A* Was team co-MVP and finalist for the Brett Tomko Award as Division II Pitcher of the Year.
  - *A* Struck out 104 batters over 99.2 innings with five double-digit strikeout games.
- Graduated from Melbourne (Fla.) High School in 2014.

## TRANSACTIONS

- Selected by St. Louis in the 16th round of the 2017 First-Year Player draft.
- Placed on the seven-day injured list on April 4, 2019 with right elbow inflammation.
- Placed on the seven-day injured list on June 19, 2021 with right triceps inflammation.
- Placed on the seven-day injured list on June 10, 2022 with a right elbow sprain.
- Placed on the seven-day injured list on July 22, 2023 with a right forearm sprain.
- Signed with Atlanta as a minor league free agent on February 8, 2024.





NON-ROSTER INVITEE

# ELI WHITE

# 71

## OUTFIELDER

Full Name: **Elijah Thomas White**

Bats: **Right**

Throws: **Right**

Height: **6-3**

Weight: **195**

DOB: **June 26, 1994**

Opening Day Age: **29**

Born: **Greenville, SC**

Resides: **Greenville, SC**

MLB Debut: **September 1, 2020** MLB Service Time: **2.065**

Acquired: **Purchased from Texas, January 3, 2023**

Contract Status: **Signed through 2024**

## 2023

- 29-year-old Eli White completed his fourth major league season (first with Atlanta), posting a slash line of .071/.235/.071 (1-for-14), with two walks in six games.

*A* Started five of Atlanta's games during the regular season – all in center field... Appeared once as a pinch-hitter (0-for-1)...Was not included on the club's postseason roster.

- Recalled by Atlanta on April 6...Placed on the Paternity List on April 25...Activated and optioned to Triple-A Gwinnett on April 28....Released on July 22.

*A* Re-signed to a MiLB deal on July 25 and sent to the Florida Complex League for a rehabilitation stint.

- Slashed .254/.363/.450 (43-for-169) in 43 games with Triple-A Gwinnett...He hit nine home runs, four doubles and one triple, while recording 23 RBI and 40 runs...Went 14-for-15 in stolen base attempts.

*A* Led off the game with an extra-base hit six times, including four leadoff homers: April 2 vs. Jacksonville, April 4 at Norfolk, April 30 vs. Buffalo and May 10 at Nashville.

*A* Enters 2024 needing one leadoff home run to match the Gwinnett career record, held by Ozzie Albies (five in 160 games).

*A* Had two multi-homer games, April 2 vs. Jacksonville (leadoff, three-run) and May 31 (G1) at Norfolk (two-run, solo).

- Tied for the Gwinnett lead with six outfield assists...Posted a 1.000 fielding percentage across all three outfield positions, appearing in 36 games in center field, two in left field and two in right field.

## CAREER HIGHS

Most Runs

**2, 6x, last: 5/30/22, TEX vs. TB**

Most Hits

**3, 3x, last: 5/30/22, TEX vs. TB**

Most Doubles

**1, 10x, last: 4/21/22, TEX at SEA**

Most Triples

**1, 4/10/21, TEX vs. SD**

Most Home Runs

**2, 6/16/21, TEX at HOU**

Most RBI

**3, 2x, last: 6/12/22, TEX at CWS**

Most Walks

**2, 2x, last: 7/22/21, TEX at DET**

Most Stolen Bases

**2, 2x, last: 6/7/22, TEX at CLE**

Longest Hitting Streak

**4 games, 6/21-6/24/21**

- Reached base safely in 14 games to start stint with Triple-A Gwinnett, spanning March 31-May 10...Hit .305 (18-for-59) during the stretch, with six home runs and three doubles, while recording 12 RBI, 16 runs and seven stolen bases, with a 1.052 OPS.
- On Triple-A Gwinnett's 7-day Injured List (left shoulder) from July 7 through season's end.

## MAJOR LEAGUE NOTES

- Entering his ninth professional season and second as a member of the Braves organization... Previous organizations: Oakland (2016-18) and Texas (2019-22)...Made his professional debut in 2016 with the Arizona League Athletics.
- Owns a career minor league slash line of .277/.359/.419 (517-for-1,869) in 492 games... Has slashed .181/.259/.288 (66-for-365) over 136 major league games.
- • Has appeared across all three outfield positions and second base...Transitioned from a primary middle-infielder to an outfielder during the 2020 season...Prior to his MLB debut, played in 426 minor league games – 374 as an infielder: 278 at shortstop, 75 at second base, 21 at third base.
- Logged his most extensive MLB playing time with Texas in 2021...Started 56 games – 28 in left field, 18 in center field, six in right field, three at second base and one as the club's designated hitter.
  - *A* Came off the bench in eight contests, appearing five times as a pinch-runner and three times as a defensive replacement.
  - *A* Slashed .177/.259/.308 (35-for-198)... He hit six home runs, six doubles and one triple, while recording 15 RBI and 26 runs...Went 4-for-7 in stolen base attempts.

## MINOR LEAGUE NOTES

- Slashed .343/.450/.537/.987 (23-for-67) with three homers and 11 RBI for Round Rock in 2021, working 12 walks against 20 strikeouts...Had hits in 13 of his final 14 games with the Express (5/22-6/7), a span over which he batted .388 (19-49).
- Has no major league postseason experience... Has appeared in MiLB playoffs in one season: 2017 with Oakland's High-A Stockton in the California League...In three games, hit .083 (1-for-12), with one double, one RBI and one run.

## AMATEUR

- Was the starting shortstop for the Clemson Tigers in 2015 and 2016, helping the club to an ACC Tournament title and NCAA Regional appearance in 2016.
  - *A* Was teammates with Arizona's Seth Beer in his final season at Clemson.
- Was an all-state selection as a senior at Wren (S.C.) HS (graduated 2013).

## PERSONAL

- White and his wife, Molly, were married on January 12, 2018.

## TRANSACTIONS

- Acquired by the Atlanta Braves from the Texas Rangers on January 3, 2023.
- Optioned to Triple-A Gwinnett on March 20, 2023...Recalled by Atlanta on April 6, 2023.
- Placed on the Paternity List on April 25...Activated and optioned to Triple-A Gwinnett on April 28.
- On Triple-A Gwinnett's 7-day Injured List (left shoulder), twice, from June 8-23, 2023, and again from July 7, 2023, through season's end.
- Released by the Atlanta Braves on July 22, 2023.
- Re-signed to a MiLB deal on July 25, 2023, and sent to the Florida Complex League for a rehabilitation stint.





- Named Pacific Coast League Pitcher of the Week for June 24–30, 2019, going 1–0 with a 1.64 ERA.
- In 2018, was named Arizona's Minor League Pitcher of the Year, Southern League Pitcher of the Year and Baseball America's Double-A Pitcher of the Year.
  - Led the the Southern League with 176 strikeouts, a .197 opponent average and a 1.03 WHIP and ranked second with a 2.75 ERA.
  - Earned SL midseason All-Star honors and named SL Pitcher of the Week for May 14–20.
- In 2017, made 27 starts with Single-A Adv. Tampa, going 7–8 with a 3.39 ERA and a .206 opponent average.
  - Ranked among Florida State League leaders in starts (1st), opponent average (1st), WHIP (1st, 1.15), strikeouts (3rd, 129) and ERA (4th).
  - Threw the final 5.0 innings of a combined no-hitter in Game 3 of the 2017 Eastern League semifinals vs. Binghamton.

## AMATEUR

- Went 8–7 with a 3.59 ERA and 9 saves in three years at the University of South Carolina... Averaged 10.5 strikeouts per 9.0 innings.

## PERSONAL

- Married to Paige, who is a photographer.

## TRANSACTIONS

- Signed by Yankees as a 12th-round selection in the First-Year Player Draft (June 13, 2016).
- Traded to Arizona in three-team trade with Rays and Yankees on February 20, 2018...LHP Anthony Banda, INF Nick Sloak and two players to be named later (RHP Sam McWilliams and LHP Colin Poche) to the Rays; INF Brandon Drury to the Yankees; OF Steven Souza Jr. to the D-backs.
- On Arizona's Injured List with right forearm tendinitis (August 4–September 2, 2019).
- On Arizona's Injured List with strained right ribcage (August 31–September 20, 2020).
- On Arizona's Injured List with a strained right groin (April 28–May 22, 2021).
- On Arizona's Injured List with a strained right groin (May 24–July 8, 2021).
- On Arizona's Injured List with cold-like symptoms (August 12–16, 2021).



**NON-ROSTER INVITEE**

# LUKE WILLIAMS

# 74

## INFIELDER

Full Name: **Lucas Daniel Williams**

Bats: **Right**

Throws: **Right**

Height: **6-0**

Weight: **186**

DOB: **August 9, 1996**

Opening Day Age: **27**

Born: **Park Ridge, IL**

Resides:

MLB Debut: **June 8, 2021**

MLB Service Time: **1.154**

Acquired: **Selected off waivers from Los Angeles (NL), June 5, 2023**

Contract Status: **Signed through 2024**

## 2023

- Acquired by Atlanta off waivers from Los Angeles (NL), on June 5...Began the season in the Dodgers' organization.
  - Appeared in four games for the Dodgers and 42 games for Triple-A Oklahoma City before joining the Braves.
- Swiped three bags in seven appearances with Atlanta.
  - Hit .251 with six home runs and 17 stolen bases in 48 games with Triple-A Gwinnett.

## MAJOR LEAGUE NOTES

- Entering his 10th professional season and second as a member of the Braves organization.
- Previously played for Philadelphia (2015-21), San Francisco (2022), Miami (2022), Los Angeles-NL (2023).
  - Did not appear in an affiliated game in 2020 (COVID-19).
  - Made his professional debut in 2015 with the Gulf Coast League Phillies.
- Has slashed .225/.281/.295 (55-for-244) over 148 major league games.
- Has appeared at every defensive position except catcher in his career but has spent the majority, across all levels, at third base.
- Logged his most extensive MLB playing time with Miami in 2022, starting in 33 games – 15 in left field, nine at second base and nine at third base.
  - Came off the bench in 38 contests, appearing 23 times as a pinch-runner, 13 times as a defensive replacement and twice as a pinch-hitter...Slashed .235/.290/.313 (27-for-115) with one home run, four doubles and one triple, while recording three RBI and 20 runs...Went 11-for-15 in stolen base attempts.

## CAREER HIGHS

Most Runs

**1, 30x, last: 8/19/23, ATL vs. SF**

Most Hits

**3, 2x, last: 8/3/22, MIA vs. CIN**

Most Doubles

**2, 6/16/21, PHI at LAD**

Most Triples

**1, 8/13/22, MIA vs. ATL**

Most Home Runs

**1, 2x, 7/3/22, MIA at WSH**

Most RBI

**2, 3x, 4/13/22, SF vs. SD**

Most Walks

**2, 6/2/22, MIA vs. SF**

Most Stolen Bases

**3, 8/3/22, MIA vs. CIN**

Longest Hitting Streak

**6 games, 7/3-7/16/22**

- Played for Mike Scioscia on the Team-USA team that qualified for the 2020 Summer Olympics.
  - Started all four games of the qualifying tournament.
  - Led the team with a .444 batting average/.500/.778 (8-for-18), with three extra-base hits and a team-high six RBI... Did not participate in the Olympics.

- Made his MLB debut with Philadelphia, entering as a pinch-hitter in the fifth inning, June 8, 2021 vs. Atlanta...Recorded a bunt single in his first plate appearance, off LHP Drew Smyly.
- Hit a walk-off home run (two-run) for his first career home run in his first career start, June 9, 2021 vs. Atlanta, off LHP Will Smith...It's one of his two career major league home runs to date, the other: July 3, 2022 at Washington (solo), off RHP Erick Fedde, with Miami.

## MINOR LEAGUE NOTES

- Owns a career minor league slash line of .244/.322/.353 (504-for-2,065) in 576 games.
- Has appeared in MiLB playoffs in two seasons: 2018 with Philadelphia's High-A Clearwater in the Florida State League and 2019 with Philadelphia's Double-A Reading in the Eastern League...In six games combined, has batted .208 (5-for-24), with one RBI, two runs and three stolen bases.

## TRANSACTIONS

- Drafted in the third round of the 2015 MLB June Amateur Draft by the Philadelphia Phillies.







# ALLAN WINANS

# 59

## RIGHT-HANDED PITCHER

Full Name: **Allan Lee Winans**

Bats: **Right**

Throws: **Right**

Height: **6-2**

Weight: **180**

DOB: **August 10, 1995**

Opening Day Age: **28**

Born: **Bakersfield, CA**

Resides: **Bakersfield, CA**

MLB Debut: **July 22, 2023**

MLB Service Time: **0.025**

Acquired: **2021 Rule 5 Draft selection from New York (NL)**

Contract Status: **Signed through 2024**

## 2023

- Went 1-2 with a 5.29 ERA (19 ER/32.1 IP) in six starts in his first major league season.
  - A* Made his debut on July 22 at Milwaukee.
- Went 9-4 with a league-best 2.85 ERA in 23 games (17 starts) during his second season with Triple-A Gwinnett.
  - A* Was named a 2023 International League All-Star.
  - A* Joined Bryse Wilson and Kyle Wright as the only pitchers in Gwinnett history to win an International League ERA title.
- Earned his first win against New York (NL) on August 12; scattering four hits and fanning nine hitters over 7.0 scoreless innings against the Mets.
  - A* He was originally the New York Mets' 17th-round pick (500) in 2018 out of Campbell University, NC.
  - A* Selected by Atlanta in the 2021 Rule 5 Draft.
- Winans became the first player in modern Braves franchise history (since 1901) to strike out at least nine hitters without allowing a run over 7.0 innings pitched in one of his first two career outings.
  - A* He became the 25th player to do so in major league history (since 1901), the first since Sixto Sánchez on August 28, 2020 with Miami, and he is the third-oldest rookie on the list to do so...Joined Atlanta teammate Collin McHugh as one of the 25 players in baseball history to do so.
  - A* He is one of nine pitchers in franchise history to toss at least 7.0 scoreless frames in one of his first two career outings and first since Larry McWilliams on July 17, 1978, which also happened in Game 1 of a doubleheader against the Mets.

## CAREER HIGHS

Most Innings Pitched  
**7.0, 8/12/23 (1), ATL at NYM**

Most Runs  
**7, 8/21/23, ATL vs. NYM**

Most Earned Runs  
**7, 8/21/23, ATL vs. NYM**

Most Hits Allowed  
**9, 8/21/23, ATL vs. NYM**

Most Home Runs Allowed  
**3, 9/29/23, ATL vs. WSH**

Most Walks  
**2, 3x, last: 9/29/23, ATL vs. WSH**

Most Strikeouts  
**9, 8/12/23 (1), ATL at NYM**

Longest winning streak  
**None**

Longest losing streak  
**2 decisions, 8/21-Pres.**

- Winans became just the fourth pitcher in modern franchise history (dating to 1900) to pitch at least 22.0 innings and only issue a combined four walks or less through his first four outings and the first to do so since Rick Matula in 1979.
  - A* Joined Matula, Irv Young (1905) and Sterling Skyler (1924).

- Winans' 32 career strikeouts are tied for the second most in franchise history through a player's first five career games; Ian Anderson has the most with 35.

## MINOR LEAGUE NOTES


- Has gone 13-16 with a 2.82 ERA (94 ER/299.2 IP) in 29 starts (104 appearances) in five minor league seasons between New York (NL) and Atlanta's farm systems.
- His first season in Atlanta's farm system was with Double-A Mississippi in 2022.
  - *A* Winans went 1-4 with a 2.44 ERA in eight starts with the M-Braves.
- Made his professional debut in 2018 with the Kingsport Mets, pitching to a 4.66 ERA in 11 relief appearances.

## AMATEUR

- Was a member of the Campbell University Camels baseball team between 2016-18.
- Named the 2018 Big South Pitcher of the Year... Also named to the 2018 First Team All-Big South.
- Played at Frontier High School in Bakersfield, CA, earning a First Team All-Conference selection twice.

## TRANSACTIONS

- Selected by the Atlanta Braves in the 2021 Rule 5 Draft.
  - *A* He was originally the New York Mets' 17th-round pick (500) in 2018 out of Campbell University, NC.





# HUASCAR YNOA

# 19

## RIGHT-HANDED PITCHER

Full Name: **Huascar José Ynoa**

Bats: **Right**

Throws: **Right**

Height: **6-3**

Weight: **242**

DOB: **May 28, 1998**

Opening Day Age: **25**

Born: **Puerto Plata, DR**

Resides: **Puerto Plata, DR**

MLB Debut: **June 16, 2019**

MLB Service Time: **3.011**

Acquired: **Trade with Minnesota, July 24, 2017**

Contract Status: **Signed through 2024**

## 2023

- Did not pitch this past season after undergoing season-ending Tommy John surgery in 2022.
- Underwent successful surgery on September 7, 2022 to reconstruct the ulnar collateral ligament in his right arm, and missed the remainder of the 2022 season...The procedure was performed by Dr. Keith Meister in Arlington, Texas.

## MAJOR LEAGUE NOTES

- Made just two starts for Atlanta, going 0-2 with a 13.50 ERA (10 ER/6.2 IP) and six walks against eight strikeouts.
  - Was optioned to Triple-A Gwinnett on April 18 and went on to make 18 appearances and 17 starts with the Stripers, going 5-6 with a 5.68 ERA (49 ER/77.2 IP)...He fanned 87 batters in 77.2 innings, walking 35.
- Made a career-most 17 starts in 2021 and appeared in 18 total games, going 4-6 with a 4.05 ERA (41 ER/91.0 IP) and striking out exactly 100 batters.
  - Opened the season going 4-1 with a 2.23 ERA (10 ER/40.1 IP) over his first eight games, including seven starts...In his ninth game, May 16 at Milwaukee, allowed nine hits and five runs over 4.1 innings, and fractured his pitching hand following his exit.
  - Missed 81 games on the Injured List before returning on August 17 at Miami... In nine games after his return, went 0-4 with a 5.05 ERA (26 ER/46.1 IP), despite holding opponents to just a .231 average.
- In 2021, made nine starts at Truist Park, going 3-3 and pitching to a 2.88 ERA (16 ER/50.0 IP) while allowing opponents to bat just .182...In nine total games on the road, including eight starts, went

## CAREER HIGHS

Most Innings Pitched

**7.0, 5/4/21, ATL at WSH**

Most Runs

**7, 9/25/21, ATL at SD**

Most Earned Runs

**7, 9/25/21, ATL at SD**

Most Hits Allowed

**9, 5/16/21, ATL at MIL**

Most Home Runs Allowed

**3, 2x, last: 9/25/21, ATL at SD**

Most Walks

**4, 9/10/20, ATL at WSH**

Most Strikeouts

**10, 4/12/21, ATL vs. MIA**

Longest winning streak

**4 decisions, 4/23-5/9/21**

Longest losing streak

**8 decisions, 5/16/21-4/18/22**

1-3 with a 5.49 ERA (25 ER/41.0 IP) and yielding a .270 batting average.

- For his career, has an ERA over two points lower at home than on the road...Has a 3.75 ERA in 62.1 career innings at Truist Park, and a 5.91 ERA over 53.1 innings on the road.

- Won four consecutive games between April 23 - May 9, going 4-0 with a 1.11 ERA (3 ER/24.1 IP).
  - *A* During that stretch he was sporting a 1.11 ERA on the mound and a 1.300 slugging percentage at the plate... He drove in more runs at the plate (6) than he allowed (4) during that stretch.
  - *A* Per Stats Perform, Ynoa was the first player to have a 1.300+ slugging percentage and a sub-1.30 ERA over a span of four starts (min. 10 PA) since Babe Ruth in 1916.
  - *A* Became the first pitcher in Atlanta franchise history to homer in back-to-back games in which they had an at-bat, and the first to do so at all for the franchise since Lew Burdette and Warren Spahn each did so within a nine-day span in June, 1961.
  - *A* Per Stats Perform, Ynoa became the first pitcher to go 4-0 with at least six hits and six RBI over a four-start span since the Mets' Dwight Gooden did so over his last four starts of the 1985 season.
- In his first start at Truist Park this season, April 12 vs. Miami, allowed just three hits and one run over a career-most 6.0 innings...Struck out 10 Marlins batters, a new career-high total.
  - *A* Ynoa became just the 10th player in franchise history since 1900 to have a 10-strikeout game within his first 15 career appearances, and the first since Max Fried struck out 11 Cardinals on June 30, 2018.
- The Braves did not have a starter record 10 strikeouts last season, with Max Fried being the

last to do so on August 30, 2019 vs. the White Sox (11 Ks).

## MINOR LEAGUE NOTES

- In 2019, Ynoa pitched in 26 games, including 17 starts, across three levels of the minors, appearing with High-A Florida, Double-A Mississippi and Triple-A Gwinnett.
  - *A* Combined to go 4-8 with a 5.09 ERA (55 ER/97.1 IP) between the three levels, striking out 110 over 97.1 innings.
- Acquired by Atlanta from the Twins on July 24, 2017 in exchange for LHP Jaime García, C Anthony Recker and cash considerations.

## TRANSACTIONS

- Signed by the Minnesota Twins as a non-drafted free agent on July 2, 2014... Signed by Fred Guerrero.
- Acquired by the Braves from the Minnesota Twins in exchange for LHP Jaime García, C Anthony Recker and cash considerations on July 24, 2017.





**SEASON IN REVIEW**



# 2023 DAY-BY-DAY

| Date                          | Opp.      | H/R<br>D/N | Time/<br>Result | Winner-Loser-Save                           | Attendance | W-L          | Position | GA<br>GB |
|-------------------------------|-----------|------------|-----------------|---|------------|--------------|----------|----------|
| 3/30                          | at WSH    | R-D        | W, 7-2          | Luetge-Corbin-None                          | 35,756     | 1-0          | T-1st    | --       |
| 3/31                          | OPEN DATE |            |                 |   |            |              |          |          |
| 4/1                           | at WSH    | R-N        | W, 7-1          | Strider-Gray-None                           | 27,529     | 2-0          | 1st      | +0.5     |
| 4/2                           | at WSH    | R-D        | L, 4-1          | Gore-Shuster-Finnegan                       | 21,440     | 2-1          | 2nd      | -0.5     |
| 4/3                           | at STL    | R-N        | W, 8-4          | Morton-Woodford-None                        | 37,689     | 3-1          | 1st      | +0.5     |
| 4/4                           | at STL    | R-N        | W, 4-1          | Dodd-Matz-Minter                            | 36,501     | 4-1          | 1st      | +1.5     |
| 4/5                           | at STL    | R-D        | W, 5-2          | Elder-Mikolas-Chavez                        | 36,300     | 5-1          | 1st      | +2.5     |
| 4/6                           | vs. SD    | H-N        | W, 7-6          | Minter-Crismatt-None                        | 42,803     | 6-1          | 1st      | +2.5     |
| 4/7                           | vs. SD    | H-N        | L, 5-4          | Honeywell-Tonkin-Hader                      | 41,963     | 6-2          | 1st      | +2.0     |
| 4/8                           | vs. SD    | H-N        | L, 4-1          | Wacha-Morton-Hader                          | 40,154     | 6-3          | 1st      | +1.0     |
| 4/9                           | vs. SD    | H-N        | L, 10-2         | Lugo-Dodd-None                              | 40,138     | 6-4          | 1st      | +1.0     |
| 4/10                          | vs. CIN   | H-N        | W, 5-4 (10)     | Lee-Law-None                                | 30,237     | 7-4          | 1st      | +1.0     |
| 4/11                          | vs. CIN   | H-N        | W, 7-6          | Tonkin-Cessa-Anderson                       | 33,559     | 8-4          | 1st      | +2.0     |
| 4/12                          | vs. CIN   | H-N        | W, 5-4          | Yates-Farmer-Minter                         | 30,648     | 9-4          | 1st      | +2.0     |
| 4/13                          | OPEN DATE |            |                 |   |            |              |          |          |
| 4/14                          | at KC     | R-N        | W, 10-3         | Morton-Singer-None                          | 20,186     | 10-4         | 1st      | +2.0     |
| 4/15                          | at KC     | R-N        | W, 9-3*         | Elder-Bubic-None                            | 17,644     | 11-4         | 1st      | +2.0     |
| 4/16                          | at KC     | R-D        | W, 5-4          | N. Anderson-Barlow-Minter                   | 22,040     | 12-4         | 1st      | +2.0     |
| 4/17                          | at SD     | R-N        | W, 2-0          | Fried-Weathers-Minter                       | 31,846     | 13-4         | 1st      | +2.0     |
| 4/18                          | at SD     | R-N        | W, 8-1          | Strider-Snell-None                          | 42,693     | 14-4         | 1st      | +3.0     |
| 4/19                          | at SD     | R-N        | L, 1-0          | Martinez-Morton-Hader                       | 29,581     | 14-5         | 1st      | +2.0     |
| 4/20                          | OPEN DATE |            |                 |   |            |              |          |          |
| 4/21                          | vs. HOU   | H-N        | L, 6-4          | Neris-Minter-Pressly                        | 41,397     | 14-6         | 1st      | +0.5     |
| 4/22                          | vs. HOU   | H-N        | L, 6-3          | Valdez-Wright-Abreu                         | 42,399     | 14-7         | 1st      | +0.5     |
| 4/23                          | vs. HOU   | H-D        | L, 5-2          | Neris-Minter-Abreu                          | 41,530     | 14-8         | 1st      | +0.5     |
| 4/24                          | vs. MIA   | H-N        | W, 11-0         | Strider-Cabrera-None                        | 28,241     | 15-8         | 1st      | +1.0     |
| 4/25                          | vs. MIA   | H-N        | W, 7-4          | Morton-Hoenig-None                          | 34,059     | 16-8         | 1st      | +2.0     |
| 4/26                          | vs. MIA   | H-N        | W, 6-4          | Tonkin-Floro-Minter                         | 30,282     | 17-8         | 1st      | +3.0     |
| 4/27                          | vs. MIA   | H-D        | L, 5-4*         | Puk-Minter-Floro                            | 32,196     | 17-9         | 1st      | +2.0     |
| 4/28                          | at NYM    | R-N        | W, 4-0 (5)*     | Fried-Peterson-None                         | 29,240     | 18-9         | 1st      | +3.0     |
| 4/29                          | at NYM    | R-N        | PPD             |   |            |              | 1st      | +3.0     |
| 4/30                          | at NYM    | R-D        | PPD             |   |            |              | 1st      | +3.0     |
| <b>MARCH &amp; APRIL TOT.</b> |           |            |                 | <b>509,606 (36,400 average in 14 dates)</b> |            | <b>18-9</b>  |          |          |
| 5/1                           | at NYM    | R-D        | W, 9-8          | Strider-Reyes-Minter                        | --         | 19-9         | 1st      | +3.0     |
|                               |           | R-D        | L, 5-3          | Smith-Morton-Robertson                      | 27,603     | 19-10        | 1st      | +3.0     |
| 5/2                           | at MIA    | R-N        | W, 6-0          | Elder-Alcantara-None                        | 8,626      | 20-10        | 1st      | +3.5     |
| 5/3                           | at MIA    | R-N        | W, 14-6         | McHugh-Garrett-None                         | 10,428     | 21-10        | 1st      | +5.0     |
| 5/4                           | at MIA    | R-N        | W, 6-3          | Dodd-Luzardo-Minter                         | 8,295      | 22-10        | 1st      | +6.0     |
| 5/5                           | vs. BAL   | H-N        | L, 9-4          | Kremer-Fried-None                           | 40,176     | 22-11        | 1st      | +5.0     |
| 5/6                           | vs. BAL   | H-N        | W, 5-4          | Minter-Coulombe-Iglesias                    | 41,454     | 23-11        | 1st      | +6.0     |
| 5/7                           | vs. BAL   | H-D        | W, 3-2 (12)     | Tonkin-Perez-None                           | 40,800     | 24-11        | 1st      | +7.0     |
| 5/8                           | OPEN DATE |            |                 |   |            |              |          |          |
| 5/9                           | vs. BOS   | H-N        | W, 9-3          | Morton-Pivetta-None                         | 36,805     | 25-11        | 1st      | +7.5     |
| 5/10                          | vs. BOS   | H-N        | L, 5-2          | Bello-Minter-Jansen                         | 40,270     | 25-12        | 1st      | +6.5     |
| 5/11                          | OPEN DATE |            |                 |   |            |              |          |          |
| 5/12                          | at TOR    | R-N        | L, 3-0          | Bassitt-Strider-None                        | 35,047     | 25-13        | 1st      | +6.0     |
| 5/13                          | at TOR    | R-D        | L, 5-2          | Swanson-Minter-Romano                       | 41,341     | 25-14        | 1st      | +5.0     |
| 5/14                          | at TOR    | R-D        | L, 6-5          | Pearson-Iglesias-None                       | 40,895     | 25-15        | 1st      | +5.0     |
| 5/15                          | at TEX    | R-N        | W, 12-0         | Morton-Bradford-None                        | 26,791     | 26-15        | 1st      | +6.0     |
| 5/16                          | at TEX    | R-N        | L, 7-4          | Dunning-Fried-Smith                         | 23,246     | 26-16        | 1st      | +5.0     |
| 5/17                          | at TEX    | R-N        | W, 6-5          | N. Anderson-Burke-Iglesias                  | 30,053     | 27-16        | 1st      | +5.0     |
| 5/18                          | OPEN DATE |            |                 |   |            |              |          |          |
| 5/19                          | vs. SEA   | H-N        | W, 6-2          | McHugh-Miller-None                          | 40,412     | 28-16        | 1st      | +5.5     |
| 5/20                          | vs. SEA   | H-N        | L, 7-3          | Gilbert-Tonkin-None                         | 40,250     | 28-17        | 1st      | +4.5     |
| 5/21                          | vs. SEA   | H-D        | W, 3-2          | Shuster-Kirby-Iglesias                      | 40,213     | 29-17        | 1st      | +5.0     |
| 5/22                          | vs. LAD   | H-N        | L, 8-6*         | Phillips-Morton-Graterol                    | 40,205     | 29-18        | 1st      | +4.5     |
| 5/23                          | vs. LAD   | H-N        | L, 8-1          | Miller-Strider-None                         | 36,731     | 29-19        | 1st      | +4.5     |
| 5/24                          | vs. LAD   | H-N        | W, 4-3          | Iglesias-Bickford-None                      | 37,838     | 30-19        | 1st      | +5.5     |
| 5/25                          | vs. PHI   | H-N        | W, 8-5          | N. Anderson-Soto-Iglesias                   | 43,216     | 31-19        | 1st      | +5.5     |
| 5/26                          | vs. PHI   | H-N        | L, 6-4          | Walker-Jiménez-Kimbrel                      | 40,533     | 31-20        | 1st      | +4.5     |
| 5/27                          | vs. PHI   | H-N        | L, 2-1          | Wheeler-Morton-Kimbrel                      | 42,665     | 31-21        | 1st      | +4.5     |
| 5/28                          | vs. PHI   | H-N        | W, 11-4         | Strider-Covey-None                          | 43,109     | 32-21        | 1st      | +4.5     |
| 5/29                          | at OAK    | R-N        | L, 7-2          | Erceg-Soroka-None                           | 8,556      | 32-22        | 1st      | +4.0     |
| 5/30                          | at OAK    | R-N        | L, 2-1          | Fujinami-Iglesias-None                      | 5,116      | 32-23        | 1st      | +4.0     |
| 5/31                          | at OAK    | R-D        | W, 4-2          | Shuster-Kaprielian-Iglesias                 | 6,429      | 33-23        | 1st      | +4.0     |
| <b>MAY TOTALS</b>             |           |            |                 | <b>604,667 (40,311 average in 15 dates)</b> |            | <b>15-14</b> |          |          |

| Date               | Opp.              | H/R<br>D/N | Time/<br>Result | Winner-Loser-Save                           | Attendance | W-L          | Position | GA<br>GB |
|--------------------|-------------------|------------|-----------------|---|------------|--------------|----------|----------|
| 6/1                | OPEN DATE         |            |                 |   |            |              |          |          |
| 6/2                | at ARI            | R-N        | L, 3-2          | Kelly-Morton-Castro                         | 27,469     | 33-24        | 1st      | +3.5     |
| 6/3                | at ARI            | R-N        | W, 5-2          | Strider-Nelson-Iglesias                     | 36,529     | 34-24        | 1st      | +3.5     |
| 6/4                | at ARI            | R-N        | W, 8-5          | Minter-Castro-Iglesias                      | 32,401     | 35-24        | 1st      | +3.5     |
| 6/5                | OPEN DATE         |            |                 |   |            |              |          |          |
| 6/6                | vs. NYM           | H-N        | W, 6-4*         | Elder-D. Smith-Iglesias                     | 37,365     | 36-24        | 1st      | +3.0     |
| 6/7                | vs. NYM           | H-N        | W, 7-5          | N. Anderson-Raley-Minter                    | 40,178     | 37-24        | 1st      | +3.0     |
| 6/8                | vs. NYM           | H-N        | W, 13-10 (10)   | Iglesias-Hunter-None                        | 39,347     | 38-24        | 1st      | +3.5     |
| 6/9                | vs. WSH           | H-N        | W, 3-2          | Yates-Finnegan-Iglesias                     | 40,297     | 39-24        | 1st      | +4.5     |
| 6/10               | vs. WSH           | H-N        | W, 6-4          | Shuster-Gore-Minter                         | 40,799     | 40-24        | 1st      | +4.5     |
| 6/11               | vs. WSH           | H-D        | L, 6-2          | Williams-Elder-None                         | 36,744     | 40-25        | 1st      | +3.5     |
| 6/12               | at DET            | R-N        | L, 6-5 (10)     | Lange-Jiménez-None                          | 18,742     | 40-26        | 1st      | +3.5     |
| 6/13               | at DET            | R-N        | PPD*            |   |            |              | 1st      | +4.0     |
| 6/14               | at DET            | R-D        | W, 10-7         | Strider-Olson-None                          | --         | 41-26        | 1st      | +4.5     |
|                    | at DET            | R-D        | W, 6-5          | McHugh-Lorenzen-Minter                      | 24,186     | 42-26        | 1st      | +4.5     |
| 6/15               | vs. COL           | H-N        | W, 8-3          | Smith-Shawver-Freeland-Tonkin               | 38,555     | 43-26        | 1st      | +5.0     |
| 6/16               | vs. COL           | H-N        | W, 8-1          | Shuster-Lamet-None                          | 41,214     | 44-26        | 1st      | +5.0     |
| 6/17               | vs. COL           | H-N        | W, 10-2         | Elder-Seabold-None                          | 41,558     | 45-26        | 1st      | +5.0     |
| 6/18               | vs. COL           | H-D        | W, 14-6         | Morton-Anderson-None                        | 41,161     | 46-26        | 1st      | +5.0     |
| 6/19               | OPEN DATE         |            |                 |   |            |              |          |          |
| 6/20               | at PHI            | R-N        | W, 4-1          | Strider-Hoffman-Iglesias                    | 37,746     | 47-26        | 1st      | +5.5     |
| 6/21               | at PHI            | R-N        | PPD*            |   |            |              | 1st      | +6.0     |
| 6/22               | at PHI            | R-D        | W, 5-1 (10)     | Iglesias-Marte-None                         | 39,570     | 48-26        | 1st      | +6.0     |
| 6/23               | at CIN            | R-N        | L, 11-10        | Young-McHugh-Diaz                           | 43,086     | 48-27        | 1st      | +6.0     |
| 6/24               | at CIN            | R-N        | W, 7-6          | Tonkin-Ashcraft-Iglesias                    | 43,498     | 49-27        | 1st      | +6.0     |
| 6/25               | at CIN            | R-D        | W, 7-6          | Morton-Wynne-Iglesias                       | 40,140     | 50-27        | 1st      | +6.0     |
| 6/26               | vs. MIN           | H-N        | W, 4-1          | Strider-Gray-Yates                          | 40,884     | 51-27        | 1st      | +6.5     |
| 6/27               | vs. MIN           | H-N        | W, 6-2          | Elder-Ryan-None                             | 42,635     | 52-27        | 1st      | +6.5     |
| 6/28               | vs. MIN           | H-D        | W, 3-0          | Yates-Maeda-Iglesias                        | 38,260     | 53-27        | 1st      | +6.5     |
| 6/29               | OPEN DATE         |            |                 |   |            |              |          |          |
| 6/30               | vs. MIA           | H-N        | W, 16-4         | Soroka-Hoenig-None                          | 42,320     | 54-27        | 1st      | +7.0     |
| <b>JUNE TOTALS</b> |                   |            |                 | <b>561,317 (40,094 average in 14 dates)</b> |            | <b>21-4</b>  |          |          |
| 7/1                | vs. MIA           | H-N        | W, 7-0          | Morton-Pérez-None                           | 41,889     | 55-27        | 1st      | +8.0     |
| 7/2                | vs. MIA           | H-D        | W, 6-3          | Strider-Alcantara-Iglesias                  | 40,932     | 56-27        | 1st      | +9.0     |
| 7/3                | at CLE            | R-N        | W, 4-2          | Elder-Williams-Iglesias                     | 38,106     | 57-27        | 1st      | +9.0     |
| 7/4                | at CLE            | R-N        | L, 6-5 (10)     | De Los Santos-Iglesias-None                 | 24,808     | 57-28        | 1st      | +8.0     |
| 7/5                | at CLE            | R-N        | W, 8-1          | Tonkin-Quantrill-None                       | 23,862     | 58-28        | 1st      | +8.0     |
| 7/6                | OPEN DATE         |            |                 |   |            |              |          |          |
| 7/7                | at TBR            | R-N        | W, 2-1          | Morton-Glasnow-Iglesias                     | 25,025     | 59-28        | 1st      | +9.5     |
| 7/8                | at TBR            | R-N        | W, 6-1          | Strider-Bradley-None                        | 25,025     | 60-28        | 1st      | +9.5     |
| 7/9                | at TBR            | R-D        | L, 10-4         | Eflin-Elder-None                            | 25,025     | 60-29        | 1st      | +8.5     |
| 7/10               | OPEN DATE         |            |                 |   |            |              |          |          |
| 7/11               | MLB All-Star Game |            |                 |   |            |              |          |          |
| 7/12               | OPEN DATE         |            |                 |   |            |              |          |          |
| 7/13               | OPEN DATE         |            |                 |   |            |              |          |          |
| 7/14               | vs. CHW           | H-N        | W, 9-0          | Morton-Kopech-None                          | 42,782     | 61-29        | 1st      | +9.5     |
| 7/15               | vs. CHW           | H-N        | L, 6-5          | Lynn-Strider-Graveman                       | 43,344     | 61-30        | 1st      | +9.5     |
| 7/16               | vs. CHW           | H-D        | L, 8-1          | Cease-Allard-None                           | 40,174     | 61-31        | 1st      | +9.5     |
| 7/17               | OPEN DATE         |            |                 |   |            |              |          |          |
| 7/18               | vs. ARI           | H-N        | L, 16-13        | Castro-Iglesias-Ginkel                      | 41,100     | 61-32        | 1st      | +9.5     |
| 7/19               | vs. ARI           | H-N        | L, 5-3          | Nelson-Morton-Ginkel                        | 41,992     | 61-33        | 1st      | +9.5     |
| 7/20               | vs. ARI           | H-D        | W, 7-5          | Yates-Castro-Iglesias                       | 38,791     | 62-33        | 1st      | +10.5    |
| 7/21               | at MIL            | R-N        | W, 6-4          | Soroka-Peralta-Yates                        | 37,698     | 63-33        | 1st      | +11.5    |
| 7/22               | at MIL            | R-N        | L, 4-3          | Payamps-Jiménez-Williams                    | 39,707     | 63-34        | 1st      | +11.5    |
| 7/23               | at MIL            | R-D        | W, 4-2          | Hernández-Peguero-Iglesias                  | 38,605     | 64-34        | 1st      | +11.5    |
| 7/24               | OPEN DATE         |            |                 |   |            |              |          |          |
| 7/25               | at BOS            | R-N        | L, 7-1*         | Pivetta-Morton-None                         | 36,663     | 64-35        | 1st      | +11.0    |
| 7/26               | at BOS            | R-N        | L, 5-3          | Jacques-Johnson-Jansen                      | 37,457     | 64-36        | 1st      | +10.0    |
| 7/27               | OPEN DATE         |            |                 |   |            |              |          |          |
| 7/28               | vs. MIL           | H-N        | W, 10-7*        | McHugh-Houser-Iglesias                      | 42,502     | 65-36        | 1st      | +10.0    |
| 7/29               | vs. MIL           | H-N        | W, 11-5         | Elder-Teheran-None                          | 43,276     | 66-36        | 1st      | +11.0    |
| 7/30               | vs. MIL           | H-D        | W, 8-6          | Yates-Payamps-Iglesias                      | 40,262     | 67-36        | 1st      | +11.5    |
| 7/31               | vs. LAA           | H-N        | L, 3-1          | Silseth-Morton-López                        | 41,173     | 67-37        | 1st      | +11.0    |
| <b>JULY TOTALS</b> |                   |            |                 | <b>498,217 (41,518 average in 12 dates)</b> |            | <b>13-10</b> |          |          |

FRONT OFFICE

MANAGER & STAFF

PLAYER BIOS

SEASON IN REVIEW

PLAYER DEVELOPMENT

BRAVES HISTORY

OPPONENTS

MISCELLANEOUS

2023 DAY-BY-DAY

FRONT OFFICE

MANAGER & STAFF

PLAYER BIOS

SEASON IN REVIEW

PLAYER DEVELOPMENT

BRAVES HISTORY

OPPONENTS

MISCELLANEOUS

|                         |           |     |              |   |        |              |     |       |
|-------------------------|-----------|-----|--------------|---|--------|--------------|-----|-------|
| 8/1                     | vs. LAA   | H-N | W, 5-1       | Strider-Sandoval-None                       | 41,777 | 68-37        | 1st | +11.0 |
| 8/2                     | vs. LAA   | H-D | W, 12-5      | Chirinos-Giolito-None                       | 36,495 | 69-37        | 1st | +12.0 |
| 8/3                     | OPEN DATE |     |              |   |        |              |     |       |
| 8/4                     | at CHC    | R-D | W, 8-0       | Fried-Hendricks-None                        | 36,225 | 70-37        | 1st | +12.5 |
| 8/5                     | at CHC    | R-D | L, 8-6       | Fulmer-Elder-None                           | 40,201 | 70-38        | 1st | +11.5 |
| 8/6                     | at CHC    | R-D | L, 6-4       | Steele-Morton-Alzola                        | 39,015 | 70-39        | 1st | +10.5 |
| 8/7                     | at PIT    | R-N | L, 7-6*      | Mlodzinski-Strider-Bednar                   | 14,627 | 70-40        | 1st | +10.0 |
| 8/8                     | at PIT    | R-N | W, 8-6       | Yates-Bednar-Iglesias                       | 15,583 | 71-40        | 1st | +10.5 |
| 8/9                     | at PIT    | R-N | W, 6-5       | Johnson-Mlodzinski-Iglesias                 | 17,639 | 72-40        | 1st | +10.5 |
| 8/10                    | at PIT    | R-D | L, 7-5       | Hatch-Elder-Holderman                       | 16,550 | 72-41        | 1st | +9.5  |
| 8/11                    | at NYM    | R-N | W, 7-0       | Morton-Megil-None                           | 37,339 | 73-41        | 1st | +9.5  |
| 8/12                    | at NYM    | R-D | W, 21-3      | Winans-Reyes-None                           | 39,859 | 74-41        | 1st | +10.0 |
|                         |           | R-N | W, 6-0       | Strider-Quintana-None                       | 30,254 | 75-41        | 1st | +11.0 |
| 8/13                    | at NYM    | R-D | L, 7-6       | Senga-Chirinos-Ottavino                     | 30,338 | 75-42        | 1st | +11.0 |
| 8/14                    | vs. NYY   | H-N | W, 11-3      | Fried-Schmidt-None                          | 42,717 | 76-42        | 1st | +11.5 |
| 8/15                    | vs. NYY   | H-N | W, 5-0       | Elder-Severino-None                         | 40,454 | 77-42        | 1st | +12.5 |
| 8/16                    | vs. NYY   | H-N | W, 2-0       | Morton-Vásquez-Iglesias                     | 40,743 | 78-42        | 1st | +12.5 |
| 8/17                    | OPEN DATE |     |              |   |        |              |     |       |
| 8/18                    | vs. SF    | H-N | W, 4-0       | Strider-Cobb-None                           | 40,688 | 79-42        | 1st | +13.5 |
| 8/19                    | vs. SF    | H-N | W, 6-5       | Yates-Ty, Rogers-Iglesias                   | 42,744 | 80-42        | 1st | +13.5 |
| 8/20                    | vs. SF    | H-D | L, 4-3       | Doval-Yates-None                            | 40,291 | 80-43        | 1st | +13.5 |
| 8/21                    | vs. NYM   | H-N | L, 10-4      | Bickford-Winans-None                        | 33,216 | 80-44        | 1st | +12.5 |
| 8/22                    | vs. NYM   | H-N | W, 3-2       | Elder-Megill-Iglesias                       | 36,841 | 81-44        | 1st | +12.5 |
| 8/23                    | vs. NYM   | H-N | W, 7-0       | Morton-Quintana-None                        | 35,674 | 82-44        | 1st | +13.5 |
| 8/24                    | OPEN DATE |     |              |   |        |              |     |       |
| 8/25                    | at SF     | R-N | W, 5-1       | Strider-Webb-None                           | 36,511 | 83-44        | 1st | +13.5 |
| 8/26                    | at SF     | R-N | W, 7-3       | Fried-Manaea-None                           | 36,798 | 84-44        | 1st | +13.5 |
| 8/27                    | at SF     | R-N | L, 8-5       | Alexander-Shuster-Doval                     | 31,047 | 84-45        | 1st | +12.5 |
| 8/28                    | at COL    | R-N | W, 14-4      | Elder-Kauffman-None                         | 27,024 | 85-45        | 1st | +12.5 |
| 8/29                    | at COL    | R-N | W, 3-1       | Morton-Lambert-Iglesias                     | 25,244 | 86-45        | 1st | +12.5 |
| 8/30                    | at COL    | R-N | W, 7-3       | Vines-Freeland-None                         | 27,425 | 87-45        | 1st | +13.5 |
| 8/31                    | at LAD    | R-N | W, 8-7       | Strider-Lynn-Iglesias                       | 47,623 | 88-45        | 1st | +14.0 |
| <b>AUGUST TOTALS</b>    |           |     |              | <b>431,640 (39,240 average in 11 dates)</b> |        | <b>21-8</b>  |     |       |
| 9/1                     | at LAD    | R-N | W, 6-3       | Fried-Urias-Yates                           | 52,436 | 89-45        | 1st | +15.0 |
| 9/2                     | at LAD    | R-N | W, 4-2 (10)  | Tonkin-Vesia-Iglesias                       | 51,470 | 90-45        | 1st | +16.0 |
| 9/3                     | at LAD    | R-N | L, 3-1       | Bo, Miller-Morton-Graterol                  | 47,499 | 90-46        | 1st | +15.0 |
| 9/4                     | OPEN DATE |     |              |   |        |              |     |       |
| 9/5                     | vs. STL   | H-N | L, 10-6      | Mikolas-Soroka-None                         | 33,553 | 90-47        | 1st | +14.5 |
| 9/6                     | vs. STL   | H-N | L, 11-6      | Hudson-Strider-None                         | 35,514 | 90-48        | 1st | +13.5 |
| 9/7                     | vs. STL   | H-N | W, 8-5       | Fried-Wainwright-None                       | 34,349 | 91-48        | 1st | +14.0 |
| 9/8                     | vs. PIT   | H-N | W, 8-2       | Elder-Keller-None                           | 40,452 | 92-48        | 1st | +15.0 |
| 9/9                     | vs. PIT   | H-N | L, 8-4       | Borucki-Dodd-None                           | 42,866 | 92-49        | 1st | +14.0 |
| 9/10                    | vs. PIT   | H-D | W, 5-2 #     | Hand-Selby-Iglesias                         | 39,071 | 93-49        | 1st | +15.0 |
| 9/11                    | at PHI    | R-D | W, 10-8 (10) | Iglesias-Alvarado-Yates                     | 30,572 | 94-49        | 1st | +16.0 |
|                         | at PHI    | R-N | L, 7-5       | Lorenzen-Wright-Kimbrel                     | 27,025 | 94-50        | 1st | +15.0 |
| 9/12                    | at PHI    | R-N | W, 7-6 (10)  | Iglesias-Kimbrel-Hand                       | 28,683 | 95-50        | 1st | +16.0 |
| 9/13                    | at PHI    | R-N | W, 4-1 §     | Strider-Sánchez-Yates                       | 31,133 | 96-50        | 1st | +17.0 |
| 9/14                    | OPEN DATE |     |              |   |        |              |     |       |
| 9/15                    | at MIA    | R-N | L, 9-6       | Hand-Puk-Tan, Scott                         | 17,692 | 96-51        | 1st | +16.0 |
| 9/16                    | at MIA    | R-N | L, 11-5      | Tan, Scott-Yates-None                       | 24,329 | 96-52        | 1st | +15.0 |
| 9/17                    | at MIA    | R-D | L, 16-2      | Luzardo-Morton-None                         | 22,051 | 96-53        | 1st | +15.0 |
| 9/18                    | vs. PHI   | H-N | L, 7-1       | Wheeler-Wright-None                         | 39,216 | 96-54        | 1st | +14.0 |
| 9/19                    | vs. PHI   | H-N | W, 9-3       | Strider-Sánchez-None                        | 40,695 | 97-54        | 1st | +15.0 |
| 9/20                    | vs. PHI   | H-D | L, 6-5 (10)  | Kimbrel-Minter-Strahm                       | 38,856 | 97-55        | 1st | +14.0 |
| 9/21                    | at WSH    | R-N | W, 10-3      | Fried-J. Irvin-None                         | 28,100 | 98-55        | 1st | +14.0 |
| 9/22                    | at WSH    | R-N | W, 9-6       | Tonkin-Corbin-Iglesias                      | 36,297 | 99-55        | 1st | +14.0 |
| 9/23                    | at WSH    | R-D | PPD*         |   |        |              | 1st | +13.5 |
| 9/24                    | at WSH    | R-D | L, 3-2       | Rutledge-Winans-Finnegan                    | 31,989 | 99-56        | 1st | +13.0 |
|                         | at WSH    | R-N | W, 8-5       | Strider-Adon-None                           | 34,501 | 100-56       | 1st | +13.0 |
| 9/25                    | OPEN DATE |     |              |   |        |              |     |       |
| 9/26                    | vs. CHC   | H-N | W, 7-6       | Hand-Smyly-Iglesias                         | 40,151 | 101-56       | 1st | +13.0 |
| 9/27                    | vs. CHC   | H-N | W, 6-5 (10)  | Chavez-Palencia-None                        | 37,246 | 102-56       | 1st | +13.0 |
| 9/28                    | vs. CHC   | H-N | W, 5-3       | Wright-Stroman-Iglesias                     | 40,249 | 103-56       | 1st | +14.0 |
| 9/29                    | vs. WSH   | H-N | L, 10-6      | Weems-Hand-None                             | 41,481 | 103-57       | 1st | +13.5 |
| 9/30                    | vs. WSH   | H-N | W, 5-3       | Strider-Weems-Iglesias                      | 41,652 | 104-57       | 1st | +15.0 |
| 10/1                    | vs. WSH   | H-D | L, 10-9      | H. Harvey-Tonkin-Finnegan                   | 40,697 | 104-58       | 1st | +14.0 |
| <b>SEPT/OCT. TOTALS</b> |           |     |              | <b>586,048 (39,070 average in 15 dates)</b> |        | <b>16-13</b> |     |       |

**Bold** indicates sellout  
Pitchers in CAPS indicates complete game  
\* Rain Delay/Postponement

|   |   |                                       |
|---|---|---------------------------------------|
| <b>Home Sellouts</b><br>54 (Oct. 1 vs. WSH) | <b>Weather Delays</b><br>11 (Sept. 23 at WSH) | <b>Extra-Inning Games</b><br>11 (8-3) |
|---|---|---------------------------------------|



# 2023 YEAR-END NOTES

**23 IN '23:** The Braves clinched the 23rd division title in franchise history this season, beating Philadelphia, 4-1 on September 13 at Citizens Bank Park to win the National League East...The 23 division titles are the most in major league history, two more than Los Angeles (NL) and three more than New York (AL)...This season also marks the franchise's 29th postseason berth in the modern era and its sixth straight.

- A* The Braves won a major league-record 14 consecutive division titles from 1991-2005, with the first three coming as NL West champs before moving into the NL East in the strike-shortened 1994 season...They also won the West in 1969 and 1982, and the East in 2013 and every year since 2018.
- A* The six straight division titles marks the longest streak in baseball...The Astros have won three straight AL West titles dating to 2021, while the Dodgers have won each of the last two NL West crowns.
- A* The Braves clinched the title in their 146th game of the season...Per Elias, that is Atlanta's second-quickest clinch in the divisional era (since 1969) by team decisions...The 2002 Braves clinched after their 141st game...Atlanta did not clinch the 2022 title until game No. 161.
- A* The Braves were the first division winner in baseball this season...Atlanta clinched four days before Los Angeles (NL)...Last season, the Braves became the last team in baseball to clinch their division.
- A* The Braves' six straight playoff appearances mark the club's longest streak since their 14-year run from 1991-2005.
- A* The only other National League team to make the postseason in each of the last six years is Los Angeles...The Dodgers are working on an 11-season run...In the American League, Houston has been in every season since 2017, a seven-year run.

**104 WINS:** The Braves won 104 games this season, tied for the second-highest single-season win total in franchise history...The 104 wins were the club's most since the 1998 club won a franchise-record 106 games...The 1993 Braves also won 104 games to match this year's mark.

- A* The Braves went 101-61 last season, and have won 100 games in back-to-back years for the first time since 2002 (101) and 2003 (101)...The club won 100 in three straight seasons from 1997-99...The Dodgers are the only other club with 100 wins in each of the last two years.
- A* The Braves' 104 wins were the most in baseball, three games better than Baltimore (101-61, .623)...Atlanta had the best record in baseball this season for the first time since 1999, when the club went 103-59, three games better than Arizona.
- A* This marked the Braves' sixth consecutive winning season...They went 90-72 in 2018, 97-65 in 2019, 35-25 in 2020, 88-73 in 2021 and 101-61 in 2022...The Braves' 515 wins since 2018 are the second most in the National League, 43 behind Los Angeles for the league lead.
- A* The last time the Braves had six straight winning seasons was during a string of 15-consecutive winning seasons from 1991-2005.
- A* This marks the club's 60th winning season in the modern era (since 1900), and their 34th since the club moved to Atlanta in 1966...The 34 winning seasons since 1966 are the third most in the National League, and 12 off the lead of the Los Angeles Dodgers...St. Louis has 42.

**SNIT:** Brian Snitker completed his 47th season in the Braves organization in 2023, and his seventh full campaign as the Braves' manager...Snitker took over on an interim basis on May 17, 2016, before being named Atlanta's manager on October 11, 2016...Snitker joined the organization as a non-drafted free agent in 1977.

- A* Snitker is 646-509 (.559) at the major league level and was named NL Manager of the Year in 2018...He was a finalist for the award in 2019 and 2022, and finished fourth in 2020 and 2021.
- A* He managed the 1,000th game of his career in Atlanta's home opener, April 6 vs. San Diego... He is just the fifth manager in franchise history to skipper 1,000 games, joining Bobby Cox (3,860), Frank Selee (1,677), George Stallings (1,201) and Bill McKechnie (1,235).
- A* Snitker won the 580th game of his career on June 8, the third-most wins by a manager in franchise history...He entered the season in fifth place...He now trails just Frank Selee (1,004 wins) and Bobby Cox (2,149 wins) on the franchise leaderboard...Both Selee and Cox are enshrined in the National Baseball Hall of Fame.
- A* Since taking over for Atlanta on May 17, 2016, Snitker's 646 wins stand as fourth most for any manager in baseball...The Dodgers' Dave Roberts (737) and Guardians' Terry Francona (650) rank first and second, respectively, while the Rays' Kevin Cash (648) sits third.
- A* Snitker managed for 20 seasons in the minor leagues, compiling a 1,301-1,309 (.498) record, while five of his clubs advanced to postseason play...He was named Manager of the Year twice while in the minor leagues, winning the award in 1999 and 2000 with Single-A Myrtle Beach.
- A* Snitker is the first manager in franchise history to take the team to the postseason six times in his first seven full seasons.

**FIRST PLACE:** Atlanta spent 185 calendar dates in first place this season, including holding the top spot after 156 of its 162 games...The Braves held a season-most, 17.0-game lead after play on September 13, and were a season-most 0.5 games out of the lead after play on April 2.

- A* Of the other five division winners, only Minnesota was in first place longer than Atlanta this season...The Twins led the AL Central after 157 of their games this season...However, Minnesota's 87-75 record is worst of any division winner and 17.0 games behind Atlanta.
- A* The Braves were a season-most 47 games over .500 on September 30, holding a 104-57 record... Atlanta was last more games over .500 in 1998, when the Braves were an even 50 games over with a 106-56 record on the season's final day.
- A* Atlanta never held a losing record this season, winning its first two games of the year in Washington and never dropping below .500...The Braves last went wire-to-wire with a winning record in 2018, the first year of their current division title streak.

**GOOD OPPONENTS:** Atlanta went 55-33 (.625) this season against opponents with a winning percentage at or above .500, the only team in baseball with a record above .600...The Dodgers ranked second, going 52-36 (.591).

- A* Against teams in the playoff field, the Braves were 38-25 (.603) on the season...That winning percentage would rank third-best in baseball overall, not counting Atlanta's majors-best .641 mark...Only the Orioles (101-61, .623), Dodgers (100-62, .617) and Rays (99-63, .611) were better overall than Atlanta was against playoff teams.

**ROSTER:** The Braves used 53 different players this season, the exact same number the club used last year...Atlanta's total ranked 17th in the majors...The Angels used a majors-most 66 players, while Houston played a majors-least 41.

- A* The Braves used 22 position players and 31 pitchers (with one position player pitching), with 1B Matt Olson as one of just four players in baseball to play all 162 games this season...Of those four, Olson was one of just two players (Marcus Semien) to make all 162 starts...LHP A.J. Minter led all Braves relievers with 70 appearances, while RHP Spencer Strider made a team-high 32 starts.
- A* The 32 different players that pitched for Atlanta this season tied for the 13th-highest total in the major leagues with four other clubs...Houston and San Francisco only used 24, fewest in the majors.
- A* Minter led Atlanta in appearances for the second consecutive season and finished with the 18th-most games in the majors, eight off the lead of Matt Brash...Strider, RHP Bryce Elder (31 starts) and RHP Charlie Morton (30 starts) were among the 44 players in the majors this season to make at least 30 starts.
- A* The Braves used just nine rookies this season, tied for third fewest in the majors...Only the Phillies and Blue Jays, both with seven, used fewer...Seven of the nine for Atlanta this season were pitchers (LH Dylan Dodd, RH Daysbel Hernández, LH Jared Shuster, RH AJ Smith-Shawver, RH Darius Vines, RH Allan Winans and LH Danny Young), while SS Braden Shewmake and OF Forrest Wall appeared as position players...Eight of the nine rookies made their debuts this season, with LH Danny Young the only one with prior major league experience.
- A* The Braves received a majors-most 39.2 bWAR by their position players this season, while the pitching staff compiled a 16.2 bWAR to rank 10th.

**AT HOME:** The Braves went 52-29 (.642) at home this season, the third-best home record in the majors...Only the Dodgers and Rays, both at 53-28 (.654), were better...Atlanta won at least 50 home games for the second consecutive season and for the third time in six years since Truist Park opened in 2017.

- A* Since the 2017 inaugural season for Truist Park, Atlanta's 298 wins at home are sixth most in baseball and third most in the National League behind just the Dodgers (350) and Brewers (301)...Dating to the start of last season, only Los Angeles (110) has more wins than Atlanta (107) at home in all of baseball.
- A* The Braves this season set modern-era records for home games in runs (477), home runs (151), RBI (462), slugging (.509), total bases (1,390)...Atlanta outscored the opposition by 102 runs (477-375) at home this season, while out-homering them 151-100 (+51).
- A* Atlanta went 14-14 (.500) through its first 28 home games through May 27...From the following date, May 28, through the end of the season, the Braves went 38-15 (.717) here at Truist Park.

**ON THE ROAD:** The Braves went 52-29 (.642) away from Truist Park this season, tied with Baltimore for the best road record in the majors...Since 2018 and the start of this six-season playoff run, the Braves are the third-best road team in the majors with a mark of 254-181 (.584)...Only Los Angeles (NL) at .609 (265-170) and Houston at .593 (259-178) have been better over the last six seasons.

- A* The Braves' 52 wins on the road this season were the second most in a single season in modern-era franchise history...The 1993 club went 53-28 (.654) away from Atlanta-Fulton County Stadium to hold the current mark.

- A* The Braves' road winning percentage of .642 is third best for the club since 1900, trailing just that '93 team and Milwaukee in 1957 (50-27, .649).
- A* Atlanta became the fifth club in modern-era franchise history to win 50 games on the road, and the first since the 1998 Braves went 50-31.
- A* The Braves have batted .270/.337/.490 with a majors-best .827 OPS away from Truist Park this year, and they lead all of baseball in hits (734), homers (148), runs (441) and extra-base hits (295) on the road for the season.

**SCORE FIRST:** The Braves went 78-25 (.757) this season when they scored the first run of the game... That was the best such record in the National League, and behind just the Orioles (61-19, .762) and Rays (79-25, .760) in the majors.

- A* Atlanta was one of just three teams in baseball this season to score the first run of the game over 100 times, along with the Rays (104) and Dodgers (101)...The Braves did so 103 times this year.
- A* The Braves went 26-33 (.441) when allowing the first run of the game, the third-best winning percentage in baseball...For context, the major league winning percentage when allowing the first run was just .335.
- A* The Braves played 64 games in which they never trailed this season, the most games in the majors...Only Tampa Bay (65) had more.

**MAJOR LEAGUE RECORDS:** The Atlanta offense set or matched numerous major league records this season.

- A* The Braves' 307 home runs on the season tied the 2019 Twins for the most in a single season in baseball history, and are the most by any team in the history of the National League...Atlanta's record-tying 307th home run came in the bottom of the ninth inning of the Braves' final game of the season.
- A* Atlanta this year is the first team in history with four 35-homer players (Matt Olson, Ronald Acuña Jr., Marcell Ozuna, Austin Riley), and the Braves' five players with at least 95 RBI matches the most by a team in baseball's modern era.
- A* Three Braves - Ronald Acuña Jr., Matt Olson and Marcell Ozuna - had at least 40 homers and 100 RBI, just the third set of teammates to each have such a season in the same year...The Rockies did so in back-to-back years, with Ellis Burks, Vinny Castilla and Andrés Galarraga doing so in 1996, and Castilla, Galarraga and Larry Walker doing so in 1997.
- A* The Braves hit 47 of their 305 home runs in the first inning to set the major league mark, one more than the 2019 Reds.
- A* Atlanta as a team had a slugging percentage of .501, the first team in history to slug over .500 for a full, 162-game season.
- A* Twenty-four of Atlanta's 305 home runs this season traveled at least 450 feet, the most by a team in the Statcast era (since 2015)...The Rockies had 19 such homers in 2021 to rank second, while no team outside of Colorado had ever hit more than 15 in a single year.

**MODERN-ERA FRANCHISE RECORDS:** In addition to records set across the league, the Braves set modern-era franchise records (since 1900) in runs (947), home runs (307), RBI (916), slugging percentage (.501), OPS (.845), total bases (2,803) and runs per game (5.9).

- A* Atlanta scored 146 times in the first inning, most in modern-era club history and 19 more than any other Braves team (127 in 1999)...The Braves' 146 runs in the first this season were by far the most in baseball, and Atlanta's runs, hits (217) and home runs (47) in the first are the most



by **any** team in **any** inning this year.

- A* Ten different Braves collected at least 10 home runs this season for the first time in franchise history...The club had nine players do so three times previously, last in 2019.

**INDIVIDUAL PLAYER RECORDS:** Several players also set franchise records this season, be it all-time or in the modern era.

- A* Ronald Acuña Jr. became the only player in baseball history to collect 40 home runs and 70 steals in a single season, and set modern-era franchise marks in runs scored (149), stolen bases (73) and total bases (383)...His 217 hits fell two short of tying Ralph Garr for the modern-era mark.
- A* Matt Olson led the majors in home runs (54) and RBI (139), both of which are career highs and stand as the most in a single season in franchise history...He is the first Braves player to lead the majors in homers and RBI since Hall-of-Famer Hank Aaron in 1957.
- A* Spencer Strider fanned a modern-era franchise-best 281 batters on the season, passing Hall-of-Famer John Smoltz's mark of 276 set in 1996...Strider's 281 strikeouts were 44 more than any other pitcher in baseball this year.

**ALL-STARS:** The Braves sent a franchise-record eight players to the NL All-Star team, with Ronald Acuña Jr. (OF), Orlando Arcia (SS) and Sean Murphy (C) voted as starters and Ozzie Albies, Matt Olson, Austin Riley, Bryce Elder and Spencer Strider named as reserves.

- A* Atlanta's eight selections tied the most by a National League team in the history of the All-Star Game, and were the most by an NL club since the Cubs sent eight in 2008.
- A* This season marked the first time Atlanta's entire infield was selected as All-Stars...The four - 1B Olson, 2B Albies, 3B Riley and SS Arcia - manned the field together in the bottom of the fifth inning.
- A* Riley collected Atlanta's only hit of the game, a sixth-inning single.

**AWARDS:** Six different Atlanta players were named NL Player of the Week this season, tying a major league record...Sean Murphy (May 6), Michael Harris II (June 17), Ronald Acuña Jr. (July 1), Austin Riley (July 22), Matt Olson (August 12 & September 9) and Eddie Rosario (August 19) all earned the honors...Atlanta's seven total selections this season (Olson won twice) also tied a major league mark.

- A* Acuña Jr. was named NL Player of the Month in April, June & September, the only NL player to win multiple times this season...Acuña Jr.'s three such awards this season were the most in baseball, one more than Shohei Ohtani's two in the American League.
- A* RH Raisel Iglesias was named NL Reliever of the Month for August after allowing zero earned runs and collecting seven saves in 13 games for the month.

**NO LONG LOSING STREAKS:** The Braves lost a season-most four consecutive games on four different occasions this season, but Atlanta has not lost five straight games since September of 2017...The Braves' run of division titles began the next season.

- A* Atlanta lost four straight from April 19 to April 23, again from May 10 to May 14 and July 15 to July 19, and last from September 15 to September 18...The club has not lost five straight games in over five years, last doing so with six straight losses from September 25-30, 2017.
- A* Atlanta has now gone 870 games since its last losing streak of at least five games, which ended on September 30, 2017...Per Elias, that is the third-longest streak of its kind in MLB history, behind two runs by the Yankees...New York went 1,243 games between five-game skids from 1930-38, and 877 games between such streaks again from 1946-52.

- A* The Braves were one of five teams in baseball without a losing streak of at least five games this season, joining the Dodgers, Guardians, Mariners and Orioles.
- A* The Braves in 2022 went the entire season without being swept, just the sixth team since 1990 to go an entire season without being swept and the first team in a full season to do so since the 2004 Braves...Atlanta was swept by Houston, April 21–23 at Truist Park this season, the club's first time getting swept since dropping both games to Colorado, September 14–15, 2021.

**VS. NL EAST:** Atlanta played to a 35–17 (.673) record in intradivision games this season, tied for the best record by a team against its own division in baseball...Detroit also went 35–17 versus the AL Central.

- A* The Braves played to a 30–9 (.769) record over their first 39 games versus the NL East dating to September 13, a run the culminated with Atlanta's clinching of the division title in Philadelphia...The Braves then went 5–8 (.385) over their final 13 games in the division.
- A* Since divisions were formed by Major League Baseball in 1969, Atlanta's .673 winning percentage this season was its third best in franchise history...The 1993 Braves played to a .705 (55–23) winning percentage against the NL West, while the 1999 club went 35–16 (.686) versus the East.
- A* No other NL East team was above .500 in intradivision games this season...Miami went 26–26 (.500), New York and Philadelphia played to identical 25–27 (.481) records, and Washington was 19–33 (.365).
- A* Dating to Atlanta's run of consecutive division titles in 2018 the Braves are 247–149 (.624) against the NL East, 36 games better than any other team in the division...Atlanta's record in that span is the third best in baseball by a team against its own division...Los Angeles is 261–136 (.657) versus the NL West, and Houston is 253–143 (.639) against the AL West.

**ACQUISITIONS:** The Braves completed four trades in advance of the trade deadline in early August, acquiring relievers RH Pierce Johnson and LH Brad Hand in separate deals with Colorado, LH Taylor Hearn from Texas and INF Nicky Lopez from Kansas City.

- A* Johnson pitched to a 1–5 record and a 6.00 ERA (26 ER/39.0 IP) in 43 games with Colorado before Atlanta acquired him, and then allowed just two earned runs over 23.2 innings (0.76 ERA) in 24 games for the Braves...He fanned 32 batters for Atlanta.
- A* Hand went 2–2 with a 7.50 ERA (15 ER/18.0 IP) in 20 games for Atlanta, while Hearn allowed four runs in 0.1 innings in his only appearance for the Braves.
- A* Lopez batted .277/.333/.369 in 25 games with Atlanta, and appeared defensively at first, second, third and short for the Braves.

**HOMER STREAK:** Atlanta hit at least one home run in 28 consecutive games from June 10 to July 15, the longest homer streak in franchise history.

- A* The Braves' run is the second longest by a team in baseball history, one game longer than a 27-game stretch set by the 2002 Texas Rangers...Atlanta fell three games shy of the all-time record of 31 straight games with a homer done by the 2019 Yankees.
- A* Atlanta's run was the longest homer streak in baseball this season...Tampa Bay homered in 22 straight to open the season, while Cincinnati homered in 22 straight until the final game of the first half.
- A* Atlanta passed the modern-era franchise record set by the 1998 club, which did so in 25 straight games...This was just the fifth 20-game run for the club since 1900...The 2006 club homered in 23 straight, the 1956 Milwaukee Braves had a 22-game run, and the 1973 team did so in 20

consecutive games...Atlanta later compiled a separate 20-game streak this season, homering in every game from August 19 to September 9.

**HISTORIC JUNE:** The Braves played to a 21-4 (.840) record and hit 61 homers in the month of June, a new National League record for homers in a single month...The club's .840 winning percentage is the best in a calendar month in Atlanta-franchise history (since 1966).

- A* The Braves bettered the Los Angeles Dodgers, who held the previous record with 57 homers in August of 2020.
- A* Atlanta's total in June is second most in a single month in baseball history, fewer than just the New York Yankees tally of 74 in August of 2019.
- A* The Braves' 21 wins matched the Atlanta-era franchise record for wins in a calendar month... The club had won 21 games in month four times previously and most recently in June of last year...The Braves also won 21 games in June of 2002, May of 1998 and August of 1999...Atlanta later won 21 games in August, going 21-8.

**VS. COLORADO:** The Braves swept the Rockies in seven games this season, winning four at Truist Park in Atlanta and three at Coors Field in Denver...Atlanta scored 64 runs in the seven games and outscored Colorado by 44 (64-20).

- A* This marked just the third time in the franchise's modern era (since 1900) that the club swept a season set of at least seven games, and the second time doing so versus Colorado...Atlanta went a perfect 13-0 versus Colorado in 1993, and won all seven with Pittsburgh just last season.

**VS. LEFTIES:** The Braves went 23-9 (.719) in games started by opposing left-handers this season, the best record in baseball and the only team to win 70% of such games...Tampa Bay ranked second, going 24-11 (.686).

- A* Since 2018, Atlanta's 135-88 (.605) record versus left-handers is fourth best in the majors, behind just the Astros (191-105, .645), Dodgers (174-105, .624) and Yankees (143-93, .606).
- A* Atlanta hit .288/.350/.521 with an .870 OPS against all left-handed pitching this season, all of which were best in the majors...The Braves' 76 homers against lefties this season trailed just the Dodgers (79) for most in the majors.

**ATTENDANCE:** Atlanta drew 3,191,505 fans at Truist Park this season, a new single-season record for the stadium since it opened in 2017...The previous mark of 3,129,931 was set last year.

- A* The Braves sold out 67% of their home schedule in 2023, doing so in 54 of their 81 home games.
- A* Atlanta's average home attendance of 39,401 ranked fifth in the majors, behind just the Dodgers, Yankees, Padres and Cardinals.

**OVERALL PITCHING:** The Braves allowed 716 runs this season, fifth fewest in the National League... They had a 4.14 team ERA, which ranked seventh in the NL...Opponents batted .245 (1,341-for-5,480) against Braves pitching, which also ranked seventh in the N.L...Atlanta pitchers struck out 1,516, the most in the N.L. and third most in the majors, while walking 534, 18th fewest... The club allowed 187 home runs in 2022, 11th fewest in baseball.

|                             | <b>2022</b> | <b>2023</b> |
|-----------------------------|-------------|-------------|
| <b>ERA:</b>                 | 3.46        | 4.14        |
| <b>Runs Allowed:</b>        | 609         | 716         |
| <b>Earned Runs:</b>         | 556         | 662         |
| <b>Innings:</b>             | 1,448.0     | 1440.0      |
| <b>Batting Average:</b>     | .226        | .245        |
| <b>On-Base Percentage:</b>  | .297        | .318        |
| <b>Slugging Percentage:</b> | .354        | .398        |
| <b>Walks:</b>               | 500         | 534         |
| <b>Strikeouts:</b>          | 1,554       | 1,516       |

- A* The Braves staff induced 3,312 swings and misses from opponents; the most in the majors... Atlanta's 28.7% miss rate led baseball while Miami ranked second with a 27.9% rate...Braves pitchers averaged 9.47 strikeouts per nine innings; the most in the National League and T-2nd in baseball.
- A* Six Braves pitchers - Dylan Dodd, Daysbel Hernández, Jared Shuster, AJ Smith-Shawver, Darius Vines and Alan Winans - made their major league debuts...The six combined to throw 168.2 innings for Atlanta this season, going 10-7 in 31 starts and 16 relief appearances.

**STARTERS:** The Braves used 16 starting pitchers this year after using 12 different starters last season... Nine of those 16, however, registered single-digit starts for the club...Overall, the starters went 66-36 (.647) on the season, the best record in the majors in 2023...They tossed 850.2 innings, the fifth most in the National League, while their 4.36 ERA (413 ER) was eighth lowest in the NL.

- A* The 874 strikeouts recorded by Atlanta's rotation were the most in the National League and third most in the majors.
- A* The 66 wins compiled by Atlanta's rotation were the most in baseball this season; marking the first time the Braves' rotation led the league in wins since 2000 when the starters were tied for the league lead with 76 wins.
- A* The Braves rotation combined to strike out 874 batters, most in a single season in franchise history...Spencer Strider led the majors with 281 punchouts.
- A* Three different starters - Bryce Elder, Charlie Morton & Spencer Strider - made at least 30 starts for the club, and combined to start 58% (93-of-162) of Atlanta's games this season...No other pitcher made more than 15 starts on the year.
- A* The Braves pitched just one complete game, a rain-shortened shutout by LHP Max Fried on April 28.

**RELIEVERS:** The Braves bullpen used 24 different pitchers in a relief role this season, one more than last season...Eight of those 24 made no more than three relief appearances for the club... Atlanta relievers went 39-24 with a 3.81 ERA (249 ER/588.0 IP) and converted 52-of-78 save opportunities.

- A* The Braves' 3.82 ERA in relief was fifth best in the National League, behind just the Brewers (3.36), Dodgers (3.42), Phillies (3.56) and Padres (3.80).



*A* Atlanta relievers combined to fan 642 batters on the season, most in a season in franchise history...The 2022 Braves also set the same record (630)...In fact, those two contingents are the only relief corps in franchise history to punch out more than 600 hitters in a single season.

**ON THE ROAD:** Atlanta's relievers maintained one of the best road ERAs in Major League Baseball for most of the season, before plateauing at 3.75 to finish the season.

*A* Through the end of play on September 10, the Braves' bullpen owned a 2.97 ERA at road venues, the best mark in MLB.

*A* Jesse Chavez (0.69), Pierce Johnson (0.82), A.J. Minter (2.16), Nick Anderson (2.29), Joe Jiménez (2.67) and Kirby Yates (3.00) each had notable ERAs on the road.

**SAVES:** Atlanta relievers went 52-for-78 in save opportunities, the second-most saves in the majors...The Cincinnati Reds were the only club to accumulate more (53)...The Braves' 26 blown opportunities tied for 15th most...Seven different pitchers recorded saves for the club, after six did so last year.

*A* Raisel Iglesias led the club 33 saves, while A.J. Minter logged 10, Kirby Yates tallied five, and Brad Hand, Jesse Chavez, Michael Tonkin and Nick Anderson collected one apiece.

*A* The Braves finished as one of nine clubs to have multiple relievers with a double-digit save total.

*A* Atlanta blew two fewer saves than it did last season, while converting three fewer.

**STRIKEOUTS:** Braves pitchers combined to strike out 1,516 batters this season, the second-most in a single year in franchise history, after setting the mark in 2022 with 1,554...Just the second time in franchise history the club eclipsed the 1,500 strikeout threshold in a single campaign.

*A* Atlanta led the National League and finished third behind Minnesota (1,560) and Toronto (1,528).

*A* Each of the last five full seasons rank as the top five years by strikeout totals in franchise history...The 2019 club had 1,393 to rank fifth, the 2021 club had 1,417 to rank fourth, and the 2018 club had 1,423 to rank third.

**WHIFFS:** The pitching staff induced 3,312 swing and misses this season; the most in the majors.

*A* Braves pitchers 28.7% miss rate was also the highest in baseball this year.

*A* Spencer Strider led qualified starters with a swing-and-miss rate of 38.6% this season...Teammate Charlie Morton ranked fourth in the majors with a rate of 32.2%.

**ROOKIES:** Atlanta saw five rookies, Dylan Dodd, Jared Shuster, AJ Smith-Shawver, Darius Vines and Allan Winans all make their debuts this season.

*A* The most rookies to make a start for Atlanta in a single season since 2020 when Ian Anderson, Tucker Davidson, Bryse Wilson, Kyle Wright and Huascar Ynoa all debuted.

*A* The five rookies combined for 154.1 innings pitched, a 5.71 ERA (98 ER/154.1 IP), and a 9-7 record.

**HOLDS:** The Atlanta relief corps amassed 102 holds this season, 12 fewer than it did in 2022...Despite the downturn, the Braves finished with the second-most holds in the National League and tied for the fifth most in the majors...Baltimore (108), Toronto (106), Milwaukee (103) and Cleveland (103) were the only clubs with more this season.

*A* A.J. Minter had 21 holds, leading the club, while Nick Anderson (15), Jesse Chavez (14) and Joe Jiménez (13) each had double-digits.

**NEW ARMS:** Of Atlanta's 532 relief appearances this season, 228 of them were made by players that didn't appear for the 2022 Braves...Returning relievers combined to log 319.0 innings, while the newcomers tallied 269.0 frames.

- A* In total, that contingent posted a collective 3.95 ERA (118 ER/269.0 IP) and pitched to a 16-9 record.
- A* Pitchers in the group include RHP Michael Tonkin, RHP Nick Anderson, RHP Joe Jiménez, RHP Pierce Johnson, LHP Brad Hand, RHP Ben Heller, LHP Lucas Luetge, RHP Daysbel Hernández, RHP Dereck Rodríguez, RHP Darius Vines, LHP Kolby Allard, RHP Michael Soroka, LHP Taylor Hearn and RHP AJ Smith-Shawver.

**BASES ON BALLS:** Braves relievers issued only 211 walks in 2023, tied for the third fewest among major league bullpens...The Toronto Blue Jays (195) and Texas Rangers (202) were the only teams with fewer free passes.

- A* Among relief pitchers in 2023, the average walk rate was 9.5%...Pierce Johnson (5.6%), Joe Jiménez (5.9%), Nick Anderson (6.4%), Raisel Iglesias (6.5%), Michael Tonkin (7.1%), Brad Hand (7.6%), Dylan Lee (7.6%), Collin McHugh (7.8%), A.J. Minter (8.1%) and Jesse Chavez (8.1%) were each above-average in that regard.

**OVERALL OFFENSE:** The Atlanta offense combined to bat .276/.344/.501 over 162 games this season, with 307 homers and 947 total runs...Atlanta drew 538 walks on the season and struck out 1,289 times.

- A* Atlanta led the majors in runs scored (947), runs per game (5.8), hits (1,543), home runs (307), RBI (916), batting average (.276), on-base percentage (.344), slugging percentage (.501), OPS (.845) and total bases (2,803)...Each of those marks also stand as Modern Era (since 1900) franchise records.
- A* The Braves' .501 slugging percentage is the highest by any club, within a single-season, in MLB history...Houston held the previous mark at .495, set in 2019.

**HOME RUNS:** The Braves hit 307 home runs this season; tied with Minnesota in 2019 for the most by any club, within a single-season, in MLB history.

- A* It's the second consecutive season in which Atlanta has paced the National League in longballs...The 243 hit by last year's club fell second, league-wide, to New York's (AL) 254.
- A* Of their 307 home runs, 151 were hit at home; second-most by a team, within a single-season, at their home venue...Texas holds the all-time mark with 153 at Ameriquest Field in 2005.
- A* Twenty-five of Atlanta's home runs this season traveled at least 450 feet; most by a team in the Statcast era (since 2015)...Colorado hit 19 such homers in 2021 to rank second, while no team that plays its home games outside of Coors Field has ever hit more than 15 in a single year.
- A* The Braves out-homered their opponents, 307-to-187, good for a home run differential of +120; the highest by any club, within a single-season, in MLB history...New York (AL) in 1927 held the previous mark when it out-homered its opponents, 158-to-42, a +116 margin...For comparison, the only other club to out-homer its opponents by at least 50 home runs, this season, was Tampa Bay (+53).
- A* Additionally, Atlanta out-homered its opponents in 97 games this season, going 77-20 (.794) in those contests...Los Angeles (NL) is the next closest team in that regard, having out-homered its opponent 78 times.

**HOMER STREAK:** The Braves homered in 28 consecutive games, spanning June 10 – July 15; the longest such streak in franchise history...The club hit 68 total home runs over that span (2.4 per game)...Ten different players hit at least one home run during the stretch, with Matt Olson leading the way with 13.

- A* Atlanta surpassed the previous franchise mark of 25 games, set by the 1998 club...It marked the fifth 20-game run for the club in the Modern Era (since 1900)...The 2006 club homered in 23 straight, the 1956 Milwaukee Braves had a 22-game run, and the 1973 team did so in 20 consecutive games.
- A* This year's run was the second-longest by a team in MLB history, falling three games shy of the all-time record of 31 games, set by New York (AL) in 2019.

**BACK-TO-BACK:** The Braves hit 17 back-to-back home runs this season; second most in MLB, behind Houston (18)

- A* For Atlanta, it's the most instances of back-to-back home runs, within a single-season, in franchise history...The previous mark of 16 was set by the 2019 club.
- A* Austin Riley and Matt Olson accounted for seven of those occurrences, regardless of order, establishing a franchise record for teammates, within a single-season...They became the first duo, across the majors, with as many as seven back-to-back home runs, within a single-season, since San Francisco's Barry Bonds and Rich Aurilia in 2001
- A* Riley and Olson also became the first teammates in MLB history to hit back-to-back home runs in six consecutive months, within a single-season (twice in July)...In August, they became the first duo to accomplish the feat in five straight months.

**MILESTONES:** The Braves had six players either tie or establish their career-high in home runs this season – Matt Olson (54), Ronald Acuña Jr. (41, also: 2019), Marcell Ozuna (40), Ozzie Albies (33), Sean Murphy (21) and Orlando Arcia (17).

- A* Ten different Braves hit at least 10 home runs this season; establishing a single-season franchise record...The club had nine players do so four times previously: 2007, '18-19 and '22.
- A* Seven different Braves hit at least 20 home runs this season; establishing a single-season franchise record...The club had six players eclipse 20 home runs in 1965 and 2003...This year's Braves club became the fastest, by games played (125), to obtain seven 20-homer players in MLB history...The MLB record for a single-season is eight, set by Minnesota in 2019.
- A* Matt Olson (139), Ozzie Albies (109), Ronald Acuña Jr. (106) and Marcell Ozuna (100), each amassed 100 RBI this season...Since RBI became official in 1920, it's the second time four Braves have done so, within a single-season...The previous instance was in 2003, when Gary Sheffield (132), Andruw Jones (116), Javy López (109) and Hall-of-Famer Chipper Jones (106) accomplished the feat.
- A* Since RBI became official in 1920, Olson (54/139), Acuña Jr. (41/106) and Ozuna (40/100) are the third trio of teammates to record 40 HR/100 RBI seasons in the same year...The previous groupings: Colorado's Andres Galarraga, Vinny Castilla and Ellis Burks in 1996 and again in '97, with Hall-of-Famer Larry Walker joining Galarraga and Castilla.

**FIRST INNING:** The Braves scored a franchise-record 146 runs in the first inning this season; most by any club, within a single season, since St. Louis (147) in 2000...Boston holds the Modern Era (since 1900), single-season mark, set in 1901 (164)...The Modern Era record in the National League belongs to Pittsburgh (154) in 1901.

- A* The club belted 47 home runs in the opening frame; edging Cincinnati in 2019 (46), for the most first-inning homers, by a club, within a single-season, in MLB history...Austin Riley accounted for 13 of those longballs, matching Hall-of-Famer Henry Aaron (1971) for the most first-inning homers, within a single-season, in franchise history.
- A* The Braves hit .321 (217-for-675) in the first inning; highest by any club, within a single-season, since St. Louis in 2000 (.336)...Atlanta slugged .600 in the frame; highest by any club, within a single-season, in the Expansion Era (since 1961).
- A* Ronald Acuña Jr. established the franchise record for hits in the first inning with 54...The last player league-wide with as many first-inning hits, within a single-season, was Nolan Arenado, then of Colorado, with 57 in 2017...Acuña's 41 runs scored in the first inning also established a franchise record; good for sixth-most, within a single-season, in the Modern Era (since 1900)... Over the last 30 seasons, his total has been bested once, by José Reyes (42) in 2008.

**SCORING FIRST:** Atlanta scored first in 103 games this season; second-most among all clubs, behind Tampa Bay (104)...The Braves went on to win 78 of those contests, compared to 25 defeats – good for a .757 winning percentage when scoring first...Baltimore (.762) and Tampa Bay (.760) are the only teams to boast best records in such games.

- A* In comparison, Atlanta played to a 26-33 record (.441), when allowing its opponent to plate the game's first run...Baltimore (.488) and Los Angeles, N.L. (.459) are the only clubs to have fared better.
- A* Over the last two postseasons, the team that has scored first has gone on to win in 55 of 77 games (.714)...That includes a 9-2 (.818) record by Atlanta, over that span.

**FACING LEFTIES:** Atlanta went 23-9 (.719) when facing a left-handed starting pitcher this season, the highest winning percentage in MLB.

- A* Over the last 30 seasons, the only other National League clubs to win over 70% of their games, when opposing left-handed starters, over a full season, are Los Angeles (.702) in 2021, Florida (.711) in 2003 and San Francisco (.703) in 2003.
- A* Since the start of 2018, Los Angeles (174-105, .624) is the only National League club that has been better against left-handed starters than Atlanta (135-88, .605)...Houston (.645) and New York (.606) are the only teams that have been better in the American League.
- A* Overall, the Braves hit .290/.354/.516 (322-for-1,111) off left-handed starters this season with 60 home runs.
- A* Atlanta had an .870 OPS against lefties in total this season; the highest of any club, across the majors.

**CATCHERS:** The Braves received 32 home runs from the catcher's position; the most of any team, league-wide...It's the second straight year that Atlanta's catchers have paced the majors in longballs (35 in 2022).

- A* Sean Murphy led the way with a career-high 21 home runs, while Travis d'Arnaud added 11... The only other clubs to have multiple, primary backstops, reach double-digit home runs this season were Houston and St. Louis.
- A* It's the sixth time in the franchise's Modern Era (since 1900) that multiple primary catchers, have hit at least 10 home runs, within a single-season – and the fourth occurrence over the last six full seasons (2017, '19, '22-23).
- A* Atlanta's catchers also led the way in RBI (101), while ranking second in runs (90); third in fWAR (5.2); tied for third in walks (67); fourth in slugging percentage (.451) and OPS (.783).





# **PLAYER DEVELOPMENT**

# PLAYER DEVELOPMENT STAFF

## GWINNETT STRIPERS (AAA)

|                       |                               |
|-----------------------|-------------------------------|
| Kanekoa Texeira.....  | Manager                       |
| Kevin McAvoy.....     | Pitching Coach                |
| Mike McCarthy.....    | Pitching Coach                |
| Dan DeMent.....       | Hitting Coach                 |
| Wigberto Nevarez..... | Coach                         |
| Joel Wiggins.....     | Athletic Trainer              |
| Greg Harrel.....      | Athletic Trainer              |
| Tyler Enns.....       | Strength & Conditioning Coach |

## MISSISSIPPI BRAVES (AA)

|                       |                               |
|-----------------------|-------------------------------|
| Angel Flores.....     | Manager                       |
| Wes McGuire.....      | Pitching Coach                |
| Garrett Wilkinon..... | Hitting Coach                 |
| Francisco Diaz.....   | Coach                         |
| Luis Ugueto.....      | Coach                         |
| Jesús Aviles.....     | Athletic Trainer              |
| Toni Lee.....         | Athletic Trainer              |
| Kyle Hegedus.....     | Strength & Conditioning Coach |

## ROME BRAVES (A+)

|                         |                               |
|-------------------------|-------------------------------|
| Cody Gabella.....       | Manager                       |
| Mike Steed.....         | Pitching Coach                |
| Danny Santiesteban..... | Hitting Coach                 |
| Bobby Moore.....        | Coach                         |
| Austin Smith.....       | Athletic Trainer              |
| Julian Rip.....         | Strength & Conditioning Coach |

## AUGUSTA GREENJACKETS (A)

|                     |                               |
|---------------------|-------------------------------|
| Wynston Sawyer..... | Manager                       |
| Elvin Nina.....     | Pitching Coach                |
| Einar Diaz.....     | Hitting Coach                 |
| Connor Justus.....  | Coach                         |
| Tom Adams.....      | Athletic Trainer              |
| Jake Wynn.....      | Strength & Conditioning Coach |

## FCL BRAVES (R)

|                       |                               |
|-----------------------|-------------------------------|
| Nestor Pérez.....     | Manager                       |
| Horacio Ramírez.....  | Pitching Coach                |
| Tyler Dalton.....     | Pitching Coach                |
| Stevie Wilkerson..... | Hitting Coach                 |
| Carlos Méndez.....    | Hitting Coach                 |
| Jefferson Romero..... | Coach                         |
| Ben Revere.....       | Coach                         |
| Dan Gaertner.....     | Athletic Trainer              |
| KB Clark.....         | Athletic Trainer              |
| Mike Wall.....        | Strength & Conditioning Coach |

## DSL BRAVES (R)

|                      |   |
|----------------------|---|
| Maikol Gonzales..... | Manager                                 |
| Samuel Taveras.....  | Pitching Coach                          |
| Joe Strem.....       | Assistant Pitching Coach                |
| Adam Wood.....       | Hitting Coach                           |
| Carlos Telemaco..... | Assistant Hitting Coach                 |
| Leandro Mateo.....   | Coach                                   |
| Elvis Peña.....      | Infield Coach                           |
| Dakota Fowee.....    | Athletic Trainer                        |
| Luis Palomares.....  | Assistant Athletic Trainer              |
| Pedro Hernández..... | Strength & Conditioning Coach           |
| Mario Anguizola..... | Assistant Strength & Conditioning Coach |

## ROVING STAFF

|                        |   |
|------------------------|---|
| Kevin Hooper.....      | Director, Player Development                  |
| Paul Davis.....        | Director, Pitching Development                |
| Doug Mansolino.....    | Advisor, Player Development                   |
| Greg Walker.....       | Hitting Instructor                            |
| JD Closser.....        | Catching Coordinator                          |
| Craig Bjornson.....    | Roving Pitching Instructor                    |
| Devon Travis.....      | Minor League Instructor                       |
| Chris Antariksa.....   | Minor League Hitting Coordinator              |
| Bo Henning.....        | Pitching Coordinator                          |
| Lance Carter.....      | Rehab Pitching Coordinator                    |
| Michael Saunders.....  | Outfield / Baserunning Coordinator            |
| Chris Swauger.....     | Minor League Field Coordinator                |
| Zach Sorensen.....     | Minor League Mental Performance Coordinator   |
| Eric Tucker.....       | Minor League Performance Dietitian            |
| Eric Hrycko.....       | Minor League Medical Coordinator              |
| Toby Williams.....     | Assistant Minor League Medical Coordinator    |
| Jordan Sidwell.....    | Strength & Conditioning Coordinator           |
| Ryan Meehan.....       | Assistant Strength & Conditioning Coordinator |
| Johnny Passarelli..... | Minor League Physical Therapist               |
| Jonathan Pabon.....    | Assistant Minor League Physical Therapist     |

## INTERNATIONAL OPERATIONS

|                        |                                       |
|------------------------|---------------------------------------|
| Lothar Schott.....     | Mgr. - DR Administration & Operations |
| José Cochon.....       | Administrative Assistant              |
| Arturo de Freitas..... | Latin American Field Coordinator      |
| Leandro Guzman.....    | DR Academy Logistics Assistant        |
| Alejandro Román.....   | DSL Video & Technology Operator       |
| Sarah de la Cruz.....  | Lead Teacher                          |





## KEVIN HOOPER

### DIRECTOR OF PLAYER DEVELOPMENT

- Kevin Hooper in 2024 serves his third season in the Braves farm system...He joined Atlanta in early 2022.
- He joined Atlanta from the San Diego club, where he served as an infield instructor and field coordinator over the course of six seasons from 2016-21.
- Hooper played professional baseball for nine seasons, appearing in the majors for Detroit in 2005 and '06. He also spent a season with the independent Wichita Wingnuts at the end of his career.
- He was drafted by the Florida Marlins in the eighth round of the 1999 MLB First-Year Player Draft.
- Hooper was inducted into Wichita State's hall of fame in 2005 after ranking highly in many career and season categories.
- In 233 career games as a Shocker, he hit .358 (310-for-866) with 58 doubles, 287 runs scored and 78 stolen bases.
- His single-season accomplishments at WSU include being named a first-team All-American (*College Baseball Insider*) in 1999 and a second-team All-American in 1998 and 1999 by the NCBWA.
- Hooper, 47, resides in Valley Center, Kan., with his wife, Lindsey...Has two daughters, Lucey and Laney.



## PAUL DAVIS

### DIRECTOR OF PITCHING DEVELOPMENT

- Paul Davis is in his fifth season in the Atlanta Braves' organization, and his first as the director of pitching development.
- Davis spent his first two seasons in the organization as a pitching coordinator...He was hired in January of 2020.
- Prior to joining the Braves, he was the Seattle Mariners' pitching coach in 2019, his only season on a major-league staff.
- Davis came to the Mariners after a six-year stint with the St. Louis Cardinals organization, where he began his professional coaching career.
- During his Cardinals tenure, he served in five different capacities...In his first year with the organization, 2013, he was rookie-advanced Johnson City's pitching coach...He returned to that role in 2014, but added the responsibilities of coordinator of pitching analytics.
- Davis was then the rehab pitching coach in 2015, before spending two seasons, 2016-17, as the assistant pitching coordinator.
- In his final year with St. Louis, Davis was the manager of pitching analytics, working to assist pitchers at all levels of the organization.
- Davis also has scouting experience...He spent time as a consultant for the Phillies scouting staff, and he worked with the Mets area scouts as a "bird-dog" scout.
- Before getting into professional baseball, he served as the head coach at Dana College in Blair, Neb., 1995-99, and for the Omaha Indians college summer team, 1998...In five seasons at Dana, Davis was twice named Nebraska-Iowa Athletic Conference Coach of the Year and led the Vikings to a school-record 32 wins and a conference championship in 1996.
- Off the field, he has taught college courses, including working as an adjunct professor in athletic coaching at the University of Nebraska, 2005-12, teaching psychology at Iowa Western Community College, 2005-11, and sports management at Nebraska Wesleyan University, 2007-09.
- Davis graduated from Osceola High School in Kissimmee, Fla. in 1981, where he played baseball for three seasons...He played collegiately at Valencia Community College in Orlando, Fla., 1982-83, and Creighton University, 1984-85.
- Davis, 58, and his wife, Martha, reside in Omaha, Neb... The couple has two sons, Nick and Jake.



## DOUG MANSOLINO

### ADVISOR, PLAYER DEVELOPMENT

- The 2024 season is Doug Mansolino's sixth in the Braves organization, and his third as advisor, player development.
- He spent the previous three seasons as the Atlanta's field coordinator...He is in his 39th year coaching in professional baseball, 14 of which have come on major-league staffs...The Braves are his ninth organization.
- He was hired by Atlanta in October of 2018 after spending the previous 11 seasons with the Philadelphia Phillies, including the last five as field coordinator.
- Mansolino joined the Phillies in 2008 as the infield coordinator and also spent much of the season managing the Gulf Coast League Phillies (R) to the league championship.
- During his time with Philadelphia, he served a short stint with the major league club as interim bench coach in 2008, the year the Phillies won the World Series.
- In 2017, he was the recipient of the John Vukovich Award, which is presented annually to an instructor in the Phillies organization that embodies the characteristics of the award's namesake; loyalty, knowledge, dedication, competitiveness, honesty and a terrific work ethic.
- Prior to joining the Phillies, Mansolino spent three years, 2005-07, as the Houston Astros' third base coach under manager Phil Garner...In 2006, he was the third base coach for the National League All-Stars.
- Mansolino also worked under Garner with the Milwaukee Brewers, 1998-99, and the Detroit Tigers, 2000-02, in three different roles: first base coach, third base coach and bench coach.
- Between his major-league stints with the Tigers and Astros, he spent two seasons, 2003-04, with the Pittsburgh Pirates as the roving infield instructor and defensive coordinator.
- Mansolino's first experience on a major-league staff came with the Chicago White Sox, over a five-year period, 1992-96, as first base coach, third base coach and infield instructor.
- He had nine total seasons in the White Sox organization, spending the first four in their minor-league system: field coordinator (1988), roving infield instructor (1989) and defensive coordinator (1990-91).
- Following his time with the White Sox, he managed one season, 1997, in the New York Mets farm system.
- Mansolino began his coaching career in the San Francisco Giants organization as a roving infield instructor and Triple-A coach, 1985-87.
- Mansolino also spent the 1989, 1990 and 1991 off-seasons as a special instructor for two of Korea's major-league clubs...In 1995, he managed Caribes de Oriente in the Venezuelan Winter League
- During his experience on major-league staffs, Mansolino instructed five Hall of Famers: Jeff Bagwell, Craig Biggio, Carlton Fisk, Tim Lincecum and Frank Thomas.
- He graduated from California State University at Long Beach with a bachelor of arts in physical education.
- Mansolino, 67, and his wife, Cindy, have three kids, Nick, Tony and Ariana, and reside in Tennessee...Tony is in his fourth season as the Baltimore Orioles' third base coach.



## JD CLOSSER

### CATCHING COORDINATOR

- JD Closser is in his fifth season as the Atlanta Braves' catching coordinator.
- Prior to joining the Braves, he was in the New York Yankees organization for six seasons, 2014-19, the last two of which he also served as the catching coordinator.
- In his first four seasons with New York, he was a minor-league coach...He served on Single-A Tampa's staff for his first two years before becoming Double-A Trenton's bullpen coach in 2016.
- Before his time with the Yankees, Closser spent two years working as a coach in the USA Baseball National Team development programs.
- The Indiana native played in parts of three major-league seasons, all with Colorado, 2004-06...In 160 games, he hit .239 (107-for-447) with 10 home runs and 48 RBI.
- Closser also played in the minor-league systems of Arizona, Oakland, Milwaukee, New York-AL, San Diego, Chicago-NL and Los Angeles-NL.
- He was selected by Arizona in the fifth round of the 1998 First-Year Player Draft out of Alexandria-Monroe High School in Alexandria, IN.
- Closser, 44, and his wife, Holley, reside in Garner, NC...The couple has three daughters, Isabelle, Callie Maekenna and Maebry.





## **GREG WALKER**

### **HITTING INSTRUCTOR**

- The 2024 season marks Greg Walker's 13th in the Atlanta Braves organization, including his fourth as hitting instructor.
- He joined the organization in 2012 as the club's major-league hitting coach, a role he held for three seasons under skipper Fredi González.
- He then transitioned to the front office, serving as a special advisor to baseball operations for six seasons, 2015-20...In that role, he worked with minor league hitters for spring training and at minor league facilities throughout the season.
- Previous to his time with the Braves, Walker was the hitting coach for the Chicago White Sox for parts of nine seasons, 2003-11.
- Walker enjoyed a nine-year major-league career, playing all but 14 of 855 games with the White Sox, 1982-90...He finished his career with the Baltimore Orioles in 1990.
- He was the White Sox nominee for the Roberto Clemente Award in 1986 and received the Chicago Baseball Writers' "Good Guy" award in 1990.
- The Georgia native was originally drafted by the Philadelphia Phillies in 1977.
- Walker, 64, resides in Douglas, Ga. with his wife, Carmen...The couple has three daughters, Kaycee, Leigh Ann and Lauren.



## **MICHAEL SAUNDERS**

### **OUTFIELD/BASERUNNING COORDINATOR**

- The 2024 season marks Michael Saunders' fourth in the Atlanta Braves organization and his first as the outfield and baserunning coordinator.
- In 2021, Saunders made his managerial debut as the skipper for Low-A Augusta, leading the GreenJackets to a third-place finish in Low-A East South Division.
- Before joining Atlanta's farm system, Saunders had a nine-year major league career, playing in the big leagues for three different organizations: Seattle (six years), Toronto (three years) and Philadelphia (one year).
- Saunders was an All-Star with Toronto in 2016, the same year he hit .253 with 59 extra-base hits.
- He officially retired from baseball at the conclusion of the 2019 MLB season after appearing in 775 big-league games.
- Prior to making his MLB debut, Saunders competed for Team Canada in the 2008 Olympics
- He was drafted by the Seattle Mariners in the 11th round of the 2004 MLB First-Year Player Draft, coming out of Lambrick Park Secondary School in Victoria, BC.
- Saunders, 37, resides in Castle Rock, CO.



# 2023 BRAVES MINOR LEAGUE AWARD WINNERS



## 2023 HANK AARON AWARD

### DRAKE BALDWIN - ROME BRAVES / MISSISSIPPI BRAVES / GWINNETT STRIPERS

The Hank Aaron Award is presented annually to the top offensive performer in the Braves' minor league system.

|      |  |      |                                   |
|------|--|------|-----------------------------------|
| 2022 | Vaughn Grissom, Rome/Mississippi/Atlanta       | 2015 | Mallex Smith Mississippi/Gwinnett |
| 2021 | Shea Langeliers, Mississippi/Gwinnett          | 2014 | Kyle Kubitz, Mississippi          |
| 2019 | Trey Harris, Rome/Florida/Mississippi          | 2013 | Josh Elander, Rome/Lynchburg      |
| 2018 | Austin Riley, Mississippi/Gwinnett             | 2012 | Todd Cunningham, Mississippi      |
| 2017 | Ronald Acuna Jr., Florida/Mississippi/Gwinnett | 2011 | Joey Terdoslavich, Lynchburg      |
| 2016 | Dustin Peterson, Mississippi                   | 2010 | Freddie Freeman, Gwinnett         |



## 2023 PHIL NIEKRO AWARD

### OWEN MURPHY - ROME BRAVES / AUGUSTA GREENJACKETS

The Phil Niekro Award is presented annually to the top pitcher in the Braves' minor league organization.

|      |  |      |  |
|------|--|------|--|
| 2022 | Jared Shuster, Mississippi/Gwinnett    | 2015 | Tyrell Jenkins, Mississippi/Gwinnett         |
| 2021 | Bryce Elder, Rome/Mississippi/Gwinnett | 2014 | Williams Pérez, Mississippi                  |
| 2019 | Ian Anderson, Mississippi/Gwinnett     | 2013 | Lucas Sims, Rome                             |
| 2018 | Touki Toussaint, Mississippi/Gwinnett  | 2012 | J.R. Graham, Lynchburg/Mississippi           |
| 2017 | Mike Soroka, Mississippi               | 2011 | Julio Teheran, Gwinnett/Atlanta              |
| 2016 | Patrick Weigel, Rome/Mississippi       | 2010 | Julio Teheran, Rome/Myrtle Beach/Mississippi |



## 2023 BILL LUCAS AWARD

### DAVID MCCABE - ROME BRAVES

The Bill Lucas Award is presented annually to the organization's minor league player that best represents the Braves both on and off the field.

|      |                                      |      |   |
|------|--------------------------------------|------|---|
| 2022 | Tyler Tolve, Rome                    | 2015 | Barrett Kleinknecht, Mississippi/Gwinnett |
| 2021 | Joey Estes, Augusta                  | 2014 | Braeden Schlehuber, Mississippi           |
| 2019 | Thomas Burrows, Mississippi/Gwinnett | 2013 | Todd Cunningham, Gwinnett/Atlanta         |
| 2018 | Hayden Deal, Rome                    | 2012 | Ernesto Mejía, Gwinnett                   |
| 2017 | Touki Toussaint, Florida/Mississippi | 2011 | Cory Gearrin, Gwinnett/Atlanta            |
| 2016 | Mike Soroka, Rome                    | 2010 | J.C. Boscan, Mississippi                  |



## 2023 BOBBY COX AWARD

### ANGEL PIVA - ROME BRAVES

The Bobby Cox Award is presented to the individual that best represents the top performance, by a coach or staff member, throughout Atlanta's minor league system.

|      |                                   |      |                            |
|------|-----------------------------------|------|----------------------------|
| 2022 | Tyler Enns, Mississippi           | 2015 | Brian Snitker, Gwinnett    |
| 2021 | Nestor Pérez Jr., FCL/Mississippi | 2014 | Randy Ingle, Danville      |
| 2019 | Matt Tuiasosopo, Rome             | 2013 | Aaron Holbert, Mississippi |
| 2018 | Chris Maloney, Mississippi        | 2012 | Luis Salazar, Lynchburg    |
| 2017 | Ralph "Rocket" Wheeler, Florida   | 2011 | Randy Ingle, Danville      |
| 2016 | Randy Ingle, Rome                 | 2010 | José Tartabull, GCL Braves |

# 2023 MINOR LEAGUE STANDINGS

| Club          | League         | Division | Manager          | W-L            | GA/GB | Finish |
|---------------|----------------|----------|------------------|----------------|-------|--------|
| Gwinnett      | International  | West     | Matt Tuiasosopo  | 70-78          | -19.5 | 6th    |
| Mississippi   | Southern       | South    | Kanekoa Texeira  | 62-75          | -17.5 | 4th    |
| Rome          | South Atlantic | South    | Angel Flores     | 64-68          | -9.5  | 3rd    |
| Augusta       | Carolina       | South    | Cody Gabella     | 63-68          | -12.5 | 5th    |
| Braves        | FL Complex     | South    | Nestor Pérez Jr. | 30-24          | -1.5  | 2nd    |
| Braves        | Dominican SL   | North    | Maikol Gonzales  | 15-36          | -26.0 | 7th    |
| <b>Totals</b> |                |          |                  | <b>304-349</b> |       |        |



# GWINNETT STRIPERS [AAA]

**70-78 (6TH, INTERNATIONAL LEAGUE WEST DIVISION)**



Coolray Field (10,427)  
2500 Buford Drive, Lawrenceville, GA 30043  
678.277.0300 (Main) - 678.277.0351 (Press Box)  
milb.com/gwinnett

Erin McCormick.....Vice President & General Manager  
Dave Lezotte.....Senior Manager, PR & Broadcasting

## FIELD STAFF

Kanekoa Texeira.....Manager  
Kevin McAvoy.....Pitching Coach  
Mike McCarthy.....Pitching Coach  
Dan DeMent.....Hitting Coach  
Wigberto Nevarez.....Coach  
Joel Wiggins.....Athletic Trainer  
Greg Harrel.....Athletic Trainer  
Tyler Enns.....Strength & Conditioning Coach



# MISSISSIPPI BRAVES [AA]

**62-75 (4TH, SOUTHERN LEAGUE SOUTH DIVISION)**



Trustmark Park (8,480)  
One Braves Way, Pearl, MS 39208  
601.932.8788 (Main) - 601.644.7612 (Press Box)  
milb.com/mississippi

Pete Laven.....Vice President & General Manager  
Chris Harris.....Director of Comm., Media & Broadcasting

## FIELD STAFF

Angel Flores.....Manager  
Wes McGuire.....Pitching Coach  
Garrett Wilkinson.....Hitting Coach  
Francisco Diaz.....Coach  
Luis Ugueto.....Coach  
Jesús Aviles.....Athletic Trainer  
Toni Lee.....Athletic Trainer  
Kyle Hegedus.....Strength & Conditioning Coach





# ROME EMPORERS [A+]

**64-68, [3RD, S. ATLANTIC LEAGUE S. DIVISION]**


State Mutual Stadium (5,105)  
 755 Braves Boulevard, Rome, GA 30161  
 706.378.5100 (Main) - 706.378.5132 (Press Box)  
[milb.com/rome](http://milb.com/rome)



David Lane ..... General Manager  
 Justin Franklin ..... Coord., Marketing & Media Relations

## FIELD STAFF

Cody Gabella ..... Manager  
 Mike Steed ..... Pitching Coach  
 Danny Santiesteban ..... Hitting Coach  
 Bobby Moore ..... Coach  
 Austin Smith ..... Athletic Trainer  
 Julian Rip ..... Strength & Conditioning Coach



# AUGUSTA GREENJACKETS [A]

**63-68, [5TH, CAROLINA LEAGUE SOUTH DIVISION]**

SRP Park (4,782)  
 187 Railroad Avenue, North Augusta, SC 29841  
 803.349.9467 (Main) - 803.349.9431 (Press Box)  
[milb.com/augusta](http://milb.com/augusta)



Tom Denlinger ..... Vice President  
 Brandon Greene ..... General Manager  
 Noah Adcock-Howeth ..... Broadcaster & MR Intern

## FIELD STAFF

Wynston Sawyer ..... Manager  
 Elvin Nina ..... Pitching Coach  
 Einar Díaz ..... Hitting Coach  
 Connor Justus ..... Coach  
 Tom Adams ..... Athletic Trainer  
 Jake Wynn ..... Strength & Conditioning Coach



# MINOR LEAGUE PLAYERS [AS OF 1/25/2024]

## ABREU, CRISTOBAL RIGHT-HANDED PITCHER

**Bats:** R                      **Throws:** R                      **Height:** 6-1                      **Weight:** 165  
**Born:** 2/2/06 in Santo Domingo, DR                      **Resides:** Santo Domingo, DR  
**Obtained:** Signed by the Braves as an international free agent on January 15, 2023

| Year | Club       | W-L | ERA  | G  | GS | CG | SHO | SV | IP   | H  | R  | ER | HR | HB | BB | SO | WP | BK |
|------|------------|-----|------|----|----|----|-----|----|------|----|----|----|----|----|----|----|----|----|
| 2023 | DSL Braves | 4-2 | 5.60 | 11 | 2  | 0  | 0   | 0  | 27.1 | 29 | 18 | 17 | 0  | 4  | 14 | 20 | 8  | 0  |

## ALESANDRO, RONALDO RIGHT-HANDED PITCHER

**Bats:** R                      **Throws:** R                      **Height:** 6-0                      **Weight:** 170  
**Born:** 5/7/98 in Higüey, Dominican Republic                      **Resides:** La Romana, Dominican Republic  
**Obtained:** Signed by the Braves as a non-drafted free agent on June 11, 2018  
**Signed By:** Carlos Sequera

**2019 Review:** In August, made five relief appearances and did not allow a run in 7.2 innings while recording three saves...Struck out 15 of the 24 hitters he faced, allowing only two hits...Was honored as the organization's DSL Braves Pitcher of the Month...Had a team-most six saves on the season.

| Year                | Club       | W-L         | ERA         | G         | GS        | CG       | SHO      | SV        | IP           | H          | R         | ER        | HR       | HB        | BB        | SO         | WP        | BK       |
|---------------------|------------|-------------|-------------|-----------|-----------|----------|----------|-----------|--------------|------------|-----------|-----------|----------|-----------|-----------|------------|-----------|----------|
| 2018                | DSL Braves | 0-4         | 2.60        | 11        | 8         | 0        | 0        | 0         | 34.2         | 31         | 16        | 10        | 0        | 4         | 22        | 47         | 9         | 2        |
| 2019                | DSL Braves | 3-1         | 2.43        | 18        | 4         | 0        | 0        | 6         | 33.1         | 22         | 13        | 9         | 0        | 4         | 11        | 45         | 3         | 0        |
| 2021                | FCL Braves | 3-0         | 2.45        | 15        | 0         | 0        | 0        | 2         | 22           | 12         | 7         | 6         | 0        | 3         | 17        | 37         | 5         | 0        |
| 2022                | Augusta    | 0-3         | 4.25        | 18        | 0         | 0        | 0        | 2         | 29.2         | 17         | 17        | 14        | 1        | 4         | 18        | 42         | 4         | 0        |
|                     | Rome       | 1-0         | 4.50        | 4         | 0         | 0        | 0        | 0         | 6.0          | 6          | 4         | 3         | 1        | 0         | 3         | 7          | 0         | 0        |
| 2023                | Augusta    | 1-1         | 1.93        | 13        | 0         | 0        | 0        | 1         | 18.2         | 14         | 5         | 4         | 1        | 1         | 7         | 18         | 0         | 0        |
|                     | Rome       | 0-1         | 2.7         | 20        | 0         | 0        | 0        | 5         | 26.2         | 24         | 11        | 8         | 2        | 2         | 13        | 32         | 0         | 0        |
| <b>Minor Totals</b> |            | <b>8-10</b> | <b>2.84</b> | <b>99</b> | <b>12</b> | <b>0</b> | <b>0</b> | <b>16</b> | <b>171.0</b> | <b>126</b> | <b>73</b> | <b>54</b> | <b>5</b> | <b>18</b> | <b>91</b> | <b>228</b> | <b>21</b> | <b>2</b> |

## ALMONTE, GENDERSON RIGHT-HANDED PITCHER

**Bats:** R                      **Throws:** R                      **Height:** 6-2                      **Weight:** 170  
**Born:** 10/13/03 in Miches, Dominican Republic                      **Resides:** Miches, Dominican Republic  
**Obtained:** Signed by the Braves as a non-drafted free agent on January 15, 2022

| Year                | Club       | W-L        | ERA         | G         | GS       | CG       | SHO      | SV       | IP          | H         | R         | ER        | HR       | HB       | BB        | SO        | WP       | BK       |
|---------------------|------------|------------|-------------|-----------|----------|----------|----------|----------|-------------|-----------|-----------|-----------|----------|----------|-----------|-----------|----------|----------|
| 2022                | FCL Braves | 2-1        | 2.66        | 13        | 4        | 0        | 0        | 2        | 23.2        | 14        | 11        | 7         | 3        | 0        | 15        | 21        | 3        | 1        |
| 2023                | FCL Braves | 1-1        | 4.97        | 6         | 4        | 0        | 0        | 0        | 12.2        | 16        | 9         | 7         | 1        | 1        | 7         | 8         | 1        | 3        |
| <b>Minor Totals</b> |            | <b>3-2</b> | <b>3.47</b> | <b>19</b> | <b>8</b> | <b>0</b> | <b>0</b> | <b>2</b> | <b>36.1</b> | <b>30</b> | <b>20</b> | <b>14</b> | <b>4</b> | <b>1</b> | <b>22</b> | <b>29</b> | <b>4</b> | <b>4</b> |

## ALVAREZ, IGNACIO INFIELDER

**Bats:** R                      **Throws:** R                      **Height:** 6-0                      **Weight:** 200  
**Born:** 4/11/03 in Fontana, CA                      **Resides:** Fontana, CA  
**School:** Riverside CC (CA)  
**Obtained:** Selected by the Braves in the fifth round of the 2022 First-Year Player Draft

| Year                | Club       | AVG         | G          | AB         | R         | H          | 2B        | 3B       | HR       | RBI       | SH       | SF       | HP        | BB        | SO         | SB-CS       | OBP         | SLG         | E         |
|---------------------|------------|-------------|------------|------------|-----------|------------|-----------|----------|----------|-----------|----------|----------|-----------|-----------|------------|-------------|-------------|-------------|-----------|
| 2022                | FCL Braves | .279        | 15         | 43         | 11        | 12         | 1         | 1        | 1        | 5         | 0        | 0        | 1         | 7         | 6          | 4-0         | .392        | .419        | 2         |
|                     | Augusta    | .294        | 15         | 51         | 14        | 15         | 2         | 1        | 0        | 6         | 0        | 0        | 1         | 19        | 9          | 4-1         | .493        | .373        | 1         |
| 2023                | Rome       | .284        | 116        | 419        | 62        | 119        | 24        | 0        | 7        | 66        | 0        | 3        | 13        | 66        | 87         | 16-5        | .395        | .391        | 15        |
| <b>Minor Totals</b> |            | <b>.285</b> | <b>146</b> | <b>513</b> | <b>87</b> | <b>146</b> | <b>27</b> | <b>2</b> | <b>8</b> | <b>77</b> | <b>0</b> | <b>3</b> | <b>15</b> | <b>92</b> | <b>102</b> | <b>24-6</b> | <b>.406</b> | <b>.392</b> | <b>18</b> |

## ANTONIO, RAYVEN RIGHT-HANDED PITCHER

**Bats:** R                      **Throws:** R                      **Height:** 6-1                      **Weight:** 190  
**Born:** 3/2/06 in San Andrés, Colombia                      **Resides:** San Andrés, Colombia  
**Obtained:** Signed by the Braves as a non-drafted free agent on March 30, 2023

| Year | Club       | W-L | ERA  | G  | GS | CG | SHO | SV | IP   | H  | R | ER | HR | HB | BB | SO | WP | BK |
|------|------------|-----|------|----|----|----|-----|----|------|----|---|----|----|----|----|----|----|----|
| 2023 | DSL Braves | 3-0 | 1.16 | 10 | 2  | 0  | 0   | 1  | 31.0 | 19 | 6 | 4  | 1  | 0  | 10 | 22 | 3  | 0  |

**ARESTIGUETA, LUIS** RIGHT-HANDED PITCHER

**Bats:** R                                      **Throws:** R                                      **Height:** 6-3                                      **Weight:** 175  
**Born:** 10/14/05 in Acevedo, VZ                                      **Resides:** Miranda, VZ  
**Obtained:** Signed by the Braves as a non-drafted free agent on January 15, 2023

| Year | Club       | W-L | ERA  | G  | GS | CG | SHO | SV | IP   | H  | R  | ER | HR | HB | BB | SO | WP | BK |
|------|------------|-----|------|----|----|----|-----|----|------|----|----|----|----|----|----|----|----|----|
| 2023 | DSL Braves | 2-2 | 3.48 | 11 | 8  | 0  | 0   | 0  | 33.2 | 25 | 20 | 13 | 1  | 3  | 17 | 25 | 5  | 0  |

**ARROYO, CARLOS** INFILDER

**Bats:** R                                      **Throws:** R                                      **Height:** 5-9                                      **Weight:** 155  
**Born:** 7/11/01 in Cartagena, Colombia                                      **Resides:** Cartagena, Colombia  
**Obtained:** Signed by the Braves as a minor league free agent on January 21, 2024

| Year                | Club          | AVG         | G          | AB         | R         | H          | 2B        | 3B       | HR       | RBI          | SH       | SF       | HP        | BB        | SO        | SB-CS        | OBP         | SLG         | E         |
|---------------------|---------------|-------------|------------|------------|-----------|------------|-----------|----------|----------|--------------|----------|----------|-----------|-----------|-----------|--------------|-------------|-------------|-----------|
| 2018                | FCL Pirates 1 | .294        | 58         | 180        | 35        | 53         | 2         | 0        | 1        | 20           | 4        | 5        | 8         | 33        | 27        | 15-4         | .416        | .322        | 12        |
| 2019                | FCL Pirates 2 | .303        | 44         | 162        | 38        | 49         | 11        | 1        | 1        | 29           | 2        | 4        | 5         | 10        | 10        | 16-7         | .354        | .401        | 5         |
| 2021                | FCL Marlins   | .167        | 8          | 18         | 4         | 3          | 0         | 0        | 0        | 3            | 0        | 0        | 1         | 3         | 2         | 1-0          | .318        | .167        | 1         |
| 2022                |               |             |            |            |           |            |           |          |          | Did not play |          |          |           |           |           |              |             |             |           |
| 2023                |               |             |            |            |           |            |           |          |          | Did not play |          |          |           |           |           |              |             |             |           |
| <b>Minor Totals</b> |               | <b>.292</b> | <b>110</b> | <b>360</b> | <b>77</b> | <b>105</b> | <b>13</b> | <b>1</b> | <b>2</b> | <b>52</b>    | <b>6</b> | <b>9</b> | <b>14</b> | <b>46</b> | <b>39</b> | <b>32-11</b> | <b>.385</b> | <b>.350</b> | <b>18</b> |

**AUSTIN, ZACK** RIGHT-HANDED PITCHER

**Bats:** R                                      **Throws:** R                                      **Height:** 6-2                                      **Weight:** 195  
**Born:** 7/17/01 in Langhorne, PA                                      **Resides:** Holland, PA  
**School:** University of Central Florida  
**Obtained:** Signed by the Braves as a non-drafted free agent on July 18, 2023

| Year                | Club       | W-L        | ERA         | G         | GS       | CG       | SHO      | SV       | IP          | H        | R        | ER       | HR       | HB       | BB        | SO        | WP       | BK       |
|---------------------|------------|------------|-------------|-----------|----------|----------|----------|----------|-------------|----------|----------|----------|----------|----------|-----------|-----------|----------|----------|
| 2023                | FCL Braves | 0-1        | 0.00        | 1         | 0        | 0        | 0        | 0        | 1.0         | 1        | 1        | 0        | 0        | 0        | 0         | 2         | 0        | 1        |
|                     | Augusta    | 0-0        | 2.19        | 9         | 0        | 0        | 0        | 1        | 12.1        | 6        | 4        | 3        | 0        | 2        | 10        | 17        | 3        | 1        |
| <b>Minor Totals</b> |            | <b>0-1</b> | <b>2.03</b> | <b>10</b> | <b>0</b> | <b>0</b> | <b>0</b> | <b>1</b> | <b>13.1</b> | <b>7</b> | <b>5</b> | <b>3</b> | <b>0</b> | <b>2</b> | <b>10</b> | <b>19</b> | <b>3</b> | <b>2</b> |

**BAEZ, MARIO** INFILDER

**Bats:** R                                      **Throws:** R                                      **Height:** 5-9                                      **Weight:** 175  
**Born:** 8/25/06 in Higüey, DR                                      **Resides:** Higüey, DR  
**Obtained:** Signed by the Braves as a non-drafted free agent on January 15, 2023

| Year | Club       | AVG  | G  | AB  | R  | H  | 2B | 3B | HR | RBI | SH | SF | HP | BB | SO | SB-CS | OBP  | SLG  | E  |
|------|------------|------|----|-----|----|----|----|----|----|-----|----|----|----|----|----|-------|------|------|----|
| 2023 | DSL Braves | .311 | 47 | 180 | 36 | 56 | 7  | 2  | 3  | 31  | 0  | 1  | 5  | 20 | 25 | 24-5  | .393 | .422 | 14 |

**BAEZ, MICHAEL** CATCHER

**Bats:** R                                      **Throws:** R                                      **Height:** 5-11                                      **Weight:** 195  
**Born:** 10/03/04 in Nigua, DR                                      **Resides:** Nigua, DR  
**Obtained:** Signed by the Braves as a non-drafted free agent on July 13, 2023

| Year                                   | Club | AVG | G | AB | R | H | 2B | 3B | HR | RBI | SH | SF | HP | BB | SO | SB-CS | OBP | SLG | E |
|--|------|-----|---|----|---|---|----|----|----|-----|----|----|----|----|----|-------|-----|-----|---|
| 2024 Will Be First Professional Season |      |     |   |    |   |   |    |    |    |     |    |    |    |    |    |       |     |     |   |

**BALDWIN, DRAKE** CATCHER

**Bats:** L                                      **Throws:** R                                      **Height:** 6-1                                      **Weight:** 215  
**Born:** 3/28/02 in Madison, WI                                      **Resides:** Madison, WI  
**School:** Missouri State  
**Obtained:** Selected by the Braves in the third round of the 2022 First-Year Player Draft

| Year                | Club        | AVG         | G          | AB         | R         | H          | 2B        | 3B       | HR        | RBI       | SH       | SF       | HP        | BB        | SO         | SB-CS      | OBP         | SLG         | E        |
|---------------------|-------------|-------------|------------|------------|-----------|------------|-----------|----------|-----------|-----------|----------|----------|-----------|-----------|------------|------------|-------------|-------------|----------|
| 2022                | FCL Braves  | .375        | 3          | 8          | 2         | 3          | 2         | 0        | 0         | 3         | 0        | 1        | 0         | 1         | 3          | 0-0        | .400        | .625        | 2        |
|                     | Augusta     | .247        | 21         | 81         | 13        | 20         | 3         | 0        | 0         | 6         | 0        | 0        | 2         | 18        | 22         | 1-0        | .396        | .284        | 0        |
| 2023                | Rome        | .260        | 92         | 335        | 57        | 87         | 25        | 1        | 14        | 54        | 0        | 1        | 8         | 61        | 84         | 0-0        | .385        | .466        | 7        |
|                     | Mississippi | .321        | 14         | 53         | 4         | 17         | 1         | 0        | 1         | 5         | 0        | 0        | 0         | 6         | 11         | 0-0        | .390        | .396        | 0        |
|                     | Gwinnett    | .333        | 3          | 12         | 2         | 4          | 0         | 0        | 1         | 2         | 0        | 0        | 0         | 0         | 3          | 0-0        | .333        | .583        | 0        |
| <b>Minor Totals</b> |             | <b>.268</b> | <b>133</b> | <b>489</b> | <b>78</b> | <b>131</b> | <b>31</b> | <b>1</b> | <b>16</b> | <b>70</b> | <b>0</b> | <b>2</b> | <b>10</b> | <b>86</b> | <b>123</b> | <b>1-0</b> | <b>.387</b> | <b>.434</b> | <b>9</b> |

**BAUMANN, GARRETT** RIGHT-HANDED PITCHER

**Bats:** L                      **Throws:** R                      **Height:** 6-8                      **Weight:** 245  
**Born:** 8/15/04 in Oviedo, FL                      **Resides:** Oviedo, FL  
**School:** Hagerty HS (FL)  
**Obtained:** Selected by the Braves in the fourth round of the 2023 First-Year Player Draft

| Year | Club    | W-L | ERA  | G | GS | CG | SHO | SV | IP  | H | R | ER | HR | HB | BB | SO | WP | BK |
|------|---------|-----|------|---|----|----|-----|----|-----|---|---|----|----|----|----|----|----|----|
| 2023 | Augusta | 0-0 | 4.50 | 1 | 1  | 0  | 0   | 0  | 2.0 | 1 | 1 | 1  | 0  | 0  | 2  | 1  | 0  | 0  |

**BAUTISTA, JORGE** RIGHT-HANDED PITCHER

**Bats:** R                      **Throws:** R                      **Height:** 6-0                      **Weight:** 155  
**Born:** 12/10/00 in La Romana, Dominican Republic                      **Resides:** La Romana, Dominican Republic  
**Obtained:** Signed by the Braves as a non-drafted free agent on July 6, 2018  
**Signed By:** Jonathan Cruz

| Year                | Club       | W-L          | ERA         | G         | GS        | CG       | SHO      | SV       | IP           | H          | R          | ER         | HR        | HB        | BB         | SO         | WP        | BK        |
|---------------------|------------|--------------|-------------|-----------|-----------|----------|----------|----------|--------------|------------|------------|------------|-----------|-----------|------------|------------|-----------|-----------|
| 2018                | DSL Braves | 0-0          | 3.18        | 8         | 0         | 0        | 0        | 1        | 11.1         | 14         | 4          | 4          | 0         | 2         | 8          | 7          | 3         | 0         |
| 2019                | DSL Braves | 1-3          | 3.86        | 13        | 12        | 0        | 0        | 0        | 53.2         | 44         | 25         | 23         | 3         | 5         | 20         | 46         | 6         | 1         |
| 2021                | FCL Braves | 1-6          | 5.98        | 12        | 10        | 0        | 0        | 0        | 40.2         | 40         | 30         | 27         | 5         | 2         | 24         | 35         | 6         | 3         |
| 2022                | Braves     | 0-4          | 2.41        | 8         | 7         | 0        | 0        | 0        | 37.1         | 23         | 12         | 10         | 1         | 2         | 8          | 45         | 6         | 1         |
|                     | Augusta    | 2-4          | 8.78        | 9         | 8         | 0        | 0        | 0        | 40.0         | 67         | 41         | 39         | 5         | 1         | 11         | 30         | 6         | 2         |
| 2023                | Augusta    | 6-4          | 2.93        | 13        | 8         | 0        | 0        | 1        | 67.2         | 50         | 27         | 22         | 8         | 0         | 20         | 65         | 5         | 3         |
|                     | Rome       | 4-2          | 5.95        | 9         | 7         | 0        | 0        | 0        | 39.1         | 39         | 29         | 26         | 4         | 2         | 21         | 46         | 6         | 3         |
| <b>Minor Totals</b> |            | <b>14-23</b> | <b>4.69</b> | <b>72</b> | <b>52</b> | <b>0</b> | <b>0</b> | <b>2</b> | <b>290.0</b> | <b>277</b> | <b>168</b> | <b>151</b> | <b>26</b> | <b>14</b> | <b>112</b> | <b>274</b> | <b>38</b> | <b>13</b> |

**BELTRAN, JEIKI** RIGHT-HANDED PITCHER

**Bats:** R                      **Throws:** R                      **Height:** 5-11                      **Weight:** 170  
**Born:** 10/11/03 in Santo Domingo, DR                      **Resides:** Santo Domingo, DR  
**Obtained:** Signed by the Braves as a non-drafted free agent on July 3, 2023

| Year | Club       | W-L | ERA  | G  | GS | CG | SHO | SV | IP   | H  | R  | ER | HR | HB | BB | SO | WP | BK |
|------|------------|-----|------|----|----|----|-----|----|------|----|----|----|----|----|----|----|----|----|
| 2023 | DSL Braves | 0-2 | 9.82 | 10 | 0  | 0  | 0   | 1  | 14.2 | 12 | 17 | 16 | 1  | 2  | 12 | 8  | 2  | 3  |

**BENITEZ, DIEGO** INFILDER

**Bats:** R                      **Throws:** R                      **Height:** 6-1                      **Weight:** 180  
**Born:** 11/19/04 in Barquisimeto, VZ                      **Resides:** Maracaibo, VZ  
**Obtained:** Signed by the Braves as a non-drafted free agent on January 15, 2022

| Year                | Club       | AVG         | G         | AB         | R         | H         | 2B        | 3B       | HR       | RBI       | SH       | SF       | HP        | BB        | SO        | SB-CS      | OBP         | SLG         | E         |
|---------------------|------------|-------------|-----------|------------|-----------|-----------|-----------|----------|----------|-----------|----------|----------|-----------|-----------|-----------|------------|-------------|-------------|-----------|
| 2022                | DSL Braves | .196        | 43        | 138        | 25        | 27        | 6         | 0        | 2        | 27        | 0        | 5        | 10        | 29        | 37        | 3-2        | .363        | .283        | 17        |
| 2023                | FCL Braves | .261        | 46        | 176        | 22        | 46        | 11        | 2        | 2        | 19        | 0        | 1        | 2         | 17        | 44        | 3-3        | .332        | .392        | 14        |
| <b>Minor Totals</b> |            | <b>.233</b> | <b>89</b> | <b>314</b> | <b>47</b> | <b>73</b> | <b>17</b> | <b>3</b> | <b>4</b> | <b>46</b> | <b>0</b> | <b>6</b> | <b>12</b> | <b>46</b> | <b>81</b> | <b>6-5</b> | <b>.347</b> | <b>.344</b> | <b>31</b> |

**BOUCHER, PIER-OLIVIER** OUTFIELDER

**Bats:** L                      **Throws:** R                      **Height:** 6-2                      **Weight:** 185  
**Born:** 12/3/99 in Lévis, QC                      **Resides:** Saint-Joseph de Beauce, QC  
**School:** Southern Illinois  
**Obtained:** Selected by the Braves in the 10th round of the 2023 First-Year Player Draft

| Year                | Club       | AVG         | G         | AB        | R         | H         | 2B       | 3B       | HR       | RBI      | SH       | SF       | HP       | BB       | SO        | SB-CS      | OBP         | SLG         | E        |
|---------------------|------------|-------------|-----------|-----------|-----------|-----------|----------|----------|----------|----------|----------|----------|----------|----------|-----------|------------|-------------|-------------|----------|
| 2023                | FCL Braves | .235        | 5         | 17        | 3         | 4         | 0        | 0        | 0        | 4        | 0        | 0        | 0        | 3        | 3         | 2-0        | .350        | .235        | 0        |
|                     | Augusta    | .183        | 23        | 82        | 10        | 15        | 3        | 0        | 0        | 5        | 0        | 0        | 2        | 6        | 38        | 4-1        | .256        | .220        | 1        |
| <b>Minor Totals</b> |            | <b>.192</b> | <b>28</b> | <b>99</b> | <b>13</b> | <b>19</b> | <b>3</b> | <b>0</b> | <b>0</b> | <b>9</b> | <b>0</b> | <b>0</b> | <b>2</b> | <b>9</b> | <b>41</b> | <b>6-1</b> | <b>.273</b> | <b>.222</b> | <b>1</b> |

**BOURASSA, RYAN** RIGHT-HANDED PITCHER

**Bats:** R                      **Throws:** R                      **Height:** 6-1                      **Weight:** 230  
**Born:** 12/18/99 in Shakopee, MN                      **Resides:** West Fargo, ND  
**School:** South Dakota State  
**Obtained:** Signed by the Braves as a non-drafted free agent on July 11, 2023

| Year | Club       | W-L | ERA  | G | GS | CG | SHO | SV | IP  | H | R | ER | HR | HB | BB | SO | WP | BK |
|------|------------|-----|------|---|----|----|-----|----|-----|---|---|----|----|----|----|----|----|----|
| 2023 | FCL Braves | 2-0 | 1.80 | 5 | 0  | 0  | 0   | 0  | 5.0 | 1 | 2 | 1  | 0  | 0  | 4  | 7  | 4  | 0  |



**BOWDEN, BEN** LEFT-HANDED PITCHER

**Bats:** L                      **Throws:** L                      **Height:** 6-4                      **Weight:** 219  
**Born:** 10/21/94 in Lynn, MA                      **Resides:** Lynn, MA  
**School:** Vanderbilt (TN)

**Obtained:** Signed by the Braves as a minor league free agent on November 25, 2023

| Year                | Club          | W-L         | ERA         | G          | GS       | CG       | SHO      | SV        | IP          | H          | R          | ER         | HR        | HB       | BB         | SO         | WP        | BK       |
|---------------------|---------------|-------------|-------------|------------|----------|----------|----------|-----------|-------------|------------|------------|------------|-----------|----------|------------|------------|-----------|----------|
| 2016                | Asheville     | 0-1         | 3.04        | 26         | 0        | 0        | 0        | 0         | 23.2        | 23         | 8          | 8          | 1         | 0        | 15         | 29         | 4         | 0        |
| 2018                | Asheville     | 3-0         | 3.52        | 15         | 0        | 0        | 0        | 0         | 15.1        | 17         | 6          | 6          | 2         | 1        | 5          | 25         | 1         | 0        |
|                     | Lancaster     | 4-2         | 4.17        | 34         | 0        | 0        | 0        | 0         | 36.2        | 35         | 21         | 17         | 6         | 0        | 15         | 53         | 4         | 0        |
| 2019                | Hartford      | 0-0         | 1.05        | 26         | 0        | 0        | 0        | 20        | 25.2        | 8          | 3          | 3          | 1         | 0        | 7          | 42         | 0         | 0        |
|                     | Albuquerque   | 1-3         | 5.88        | 22         | 0        | 0        | 0        | 1         | 26          | 29         | 18         | 17         | 4         | 0        | 17         | 37         | 1         | 1        |
| 2021                | Albuquerque   | 1-0         | 0           | 12         | 0        | 0        | 0        | 2         | 11.2        | 2          | 0          | 0          | 0         | 0        | 4          | 17         | 1         | 0        |
|                     | COLORADO      | 3-2         | 6.56        | 39         | 0        | 0        | 0        | 0         | 35.2        | 44         | 30         | 26         | 6         | 1        | 21         | 42         | 1         | 0        |
| 2022                | Durham        | 4-0         | 2.45        | 21         | 0        | 0        | 0        | 0         | 22          | 19         | 8          | 6          | 2         | 0        | 14         | 24         | 1         | 0        |
|                     | Albuquerque   | 0-0         | 8.22        | 7          | 0        | 0        | 0        | 0         | 7.2         | 6          | 7          | 7          | 1         | 0        | 6          | 11         | 3         | 0        |
|                     | Sacramento    | 1-1         | 7.07        | 22         | 0        | 0        | 0        | 0         | 28          | 24         | 22         | 22         | 8         | 1        | 15         | 41         | 3         | 0        |
| 2023                | Lehigh Valley | 6-2         | 4.64        | 49         | 0        | 0        | 0        | 5         | 52.1        | 47         | 31         | 27         | 8         | 0        | 32         | 76         | 8         | 1        |
| <b>Major Totals</b> |               | <b>3-2</b>  | <b>6.56</b> | <b>39</b>  | <b>0</b> | <b>0</b> | <b>0</b> | <b>0</b>  | <b>35.2</b> | <b>44</b>  | <b>30</b>  | <b>26</b>  | <b>6</b>  | <b>1</b> | <b>21</b>  | <b>42</b>  | <b>1</b>  | <b>0</b> |
| <b>Minor Totals</b> |               | <b>20-9</b> | <b>4.08</b> | <b>234</b> | <b>0</b> | <b>0</b> | <b>0</b> | <b>28</b> | <b>249</b>  | <b>210</b> | <b>124</b> | <b>113</b> | <b>33</b> | <b>2</b> | <b>130</b> | <b>355</b> | <b>26</b> | <b>2</b> |

**BRAUN, LUCAS** RIGHT-HANDED PITCHER

**Bats:** R                      **Throws:** R                      **Height:** 6-1                      **Weight:** 195  
**Born:** 8/26/01 in Santa Monica, CA                      **Resides:** Los Angeles, CA  
**School:** California State – Northridge

**Obtained:** Selected by the Braves in the sixth round of the 2023 First-Year Player draft.

| Year                | Club    | W-L        | ERA         | G        | GS       | CG       | SHO      | SV       | IP          | H         | R        | ER       | HR       | HB       | BB       | SO        | WP       | BK       |
|---------------------|---------|------------|-------------|----------|----------|----------|----------|----------|-------------|-----------|----------|----------|----------|----------|----------|-----------|----------|----------|
| 2023                | Augusta | 0-2        | 1.04        | 4        | 4        | 0        | 0        | 0        | 17.1        | 14        | 3        | 2        | 0        | 0        | 2        | 19        | 0        | 0        |
|                     | Rome    | 0-0        | 5.59        | 2        | 2        | 0        | 0        | 0        | 9.2         | 8         | 6        | 6        | 2        | 0        | 3        | 13        | 0        | 0        |
| <b>Minor Totals</b> |         | <b>0-2</b> | <b>2.67</b> | <b>6</b> | <b>6</b> | <b>0</b> | <b>0</b> | <b>0</b> | <b>27.0</b> | <b>22</b> | <b>9</b> | <b>8</b> | <b>2</b> | <b>0</b> | <b>5</b> | <b>32</b> | <b>0</b> | <b>0</b> |

**BRYANT, CHAD** RIGHT-HANDED PITCHER

**Bats:** R                      **Throws:** R                      **Height:** 6-0                      **Weight:** 205  
**Born:** 8/3/99 in Grove Hill, AL                      **Resides:** Thomasville, AL  
**School:** Pensacola State College (FL)

**Obtained:** Selected by the Braves in the 25th round of the 2019 First-Year Player Draft

| Year                | Club       | W-L         | ERA         | G         | GS        | CG       | SHO      | SV       | IP           | H          | R          | ER        | HR        | HB        | BB        | SO         | WP        | BK       |
|---------------------|------------|-------------|-------------|-----------|-----------|----------|----------|----------|--------------|------------|------------|-----------|-----------|-----------|-----------|------------|-----------|----------|
| 2019                | GCL Braves | 1-1         | 8.88        | 11        | 7         | 0        | 0        | 0        | 24.1         | 31         | 24         | 24        | 2         | 6         | 13        | 23         | 4         | 0        |
| 2021                | Augusta    | 0-5         | 6.61        | 13        | 9         | 0        | 0        | 0        | 31.1         | 38         | 35         | 23        | 5         | 3         | 29        | 33         | 6         | 0        |
| 2022                | FCL Braves | 0-3         | 4.50        | 9         | 2         | 0        | 0        | 0        | 18.0         | 14         | 10         | 9         | 0         | 4         | 10        | 16         | 2         | 1        |
| 2023                | Augusta    | 4-3         | 6.18        | 27        | 0         | 0        | 0        | 1        | 43.2         | 44         | 32         | 30        | 6         | 5         | 29        | 49         | 5         | 0        |
| <b>Minor Totals</b> |            | <b>5-12</b> | <b>6.60</b> | <b>60</b> | <b>18</b> | <b>0</b> | <b>0</b> | <b>1</b> | <b>117.1</b> | <b>127</b> | <b>101</b> | <b>86</b> | <b>13</b> | <b>18</b> | <b>81</b> | <b>121</b> | <b>17</b> | <b>1</b> |

**BUNNELL, CADE** INFILDER

**Bats:** L                      **Throws:** R                      **Height:** 6-0                      **Weight:** 190  
**Born:** 5/14/97 in Stoughton, WI                      **Resides:** Stoughton, WI  
**School:** Indiana University

**Obtained:** Selected by the Braves in the 40th round of the 2019 First-Year Player Draft

**Signed By:** Kevin Barry

| Year                | Club        | AVG         | G          | AB          | R          | H          | 2B        | 3B       | HR        | RBI        | SH       | SF       | HP        | BB         | SO         | SB-CS       | OBP         | SLG         | E         |
|---------------------|-------------|-------------|------------|-------------|------------|------------|-----------|----------|-----------|------------|----------|----------|-----------|------------|------------|-------------|-------------|-------------|-----------|
| 2019                | GCL Braves  | .141        | 26         | 64          | 17         | 9          | 1         | 0        | 1         | 4          | 1        | 1        | 1         | 25         | 27         | 0-0         | .385        | .203        | 4         |
| 2021                | Augusta     | .216        | 113        | 393         | 78         | 85         | 26        | 4        | 17        | 50         | 0        | 1        | 3         | 91         | 172        | 13-2        | .367        | .433        | 18        |
| 2022                | Rome        | .185        | 71         | 222         | 36         | 41         | 6         | 1        | 7         | 24         | 0        | 3        | 4         | 56         | 108        | 3-0         | .354        | .315        | 4         |
|                     | Mississippi | .301        | 43         | 146         | 24         | 44         | 11        | 2        | 8         | 32         | 0        | 1        | 0         | 31         | 58         | 0-1         | .421        | .569        | 6         |
| 2023                | Mississippi | .201        | 113        | 399         | 46         | 80         | 17        | 1        | 16        | 50         | 0        | 2        | 4         | 62         | 179        | 7-2         | .313        | .368        | 13        |
| <b>Minor Totals</b> |             | <b>.212</b> | <b>366</b> | <b>1224</b> | <b>201</b> | <b>259</b> | <b>61</b> | <b>8</b> | <b>49</b> | <b>160</b> | <b>1</b> | <b>8</b> | <b>12</b> | <b>265</b> | <b>544</b> | <b>23-5</b> | <b>.355</b> | <b>.395</b> | <b>45</b> |

**BURKHALTER, BLAKE** RIGHT-HANDED PITCHER

**Bats:** R      **Throws:** R      **Height:** 6-0      **Weight:** 215  
**Born:** 9/19/00 in Tuscaloosa, AL      **Resides:** Dothan, AL  
**School:** Auburn (AL)

**Obtained:** Selected by the Braves in the second round of the 2022 First-Year Player Draft

| Year                | Club   | W-L        | ERA         | G        | GS       | CG       | SHO      | SV       | IP          | H        | R        | ER       | HR       | HB       | BB       | SO       | WP       | BK       |
|---------------------|--|------------|-------------|----------|----------|----------|----------|----------|-------------|----------|----------|----------|----------|----------|----------|----------|----------|----------|
| 2022                | FCL Braves   | 0-0        | 54.00       | 1        | 0        | 0        | 0        | 0        | 0.1         | 3        | 2        | 2        | 0        | 0        | 1        | 0        | 2        | 0        |
|                     | Augusta  | 1-0        | 0.00        | 2        | 1        | 0        | 0        | 0        | 4.1         | 1        | 0        | 0        | 0        | 0        | 0        | 7        | 0        | 0        |
| 2023                | Did not pitch in 2023 (recovery from Tommy John surgery) |            |             |          |          |          |          |          |             |          |          |          |          |          |          |          |          |          |
| <b>Minor Totals</b> |  | <b>1-0</b> | <b>3.86</b> | <b>3</b> | <b>1</b> | <b>0</b> | <b>0</b> | <b>0</b> | <b>4.20</b> | <b>4</b> | <b>2</b> | <b>2</b> | <b>0</b> | <b>0</b> | <b>1</b> | <b>7</b> | <b>2</b> | <b>0</b> |

**CARMONA, KELVIN** RIGHT-HANDED PITCHER

**Bats:** R      **Throws:** R      **Height:** 6-1      **Weight:** 170  
**Born:** 8/20/06 in Bani, DR      **Resides:** Bani, DR

**Obtained:** Signed by the Braves as a non-drafted free agent on January 15, 2023

| Year | Club       | W-L | ERA  | G  | GS | CG | SHO | SV | IP   | H  | R  | ER | HR | HB | BB | SO | WP | BK |
|------|------------|-----|------|----|----|----|-----|----|------|----|----|----|----|----|----|----|----|----|
| 2023 | DSL Braves | 0-1 | 9.15 | 14 | 0  | 0  | 0   | 0  | 19.2 | 23 | 22 | 20 | 2  | 5  | 23 | 11 | 6  | 1  |

**CASANOVA, JAIR** OUTFIELDER

**Bats:** R      **Throws:** R      **Height:** 6-0      **Weight:** 170  
**Born:** 11/14/03 in Barquisimeto, Venezuela      **Resides:** Barquisimeto, Venezuela

**Obtained:** Signed by the Braves as a non-drafted free agent on March 1, 2021

| Year                | Club       | AVG         | G          | AB         | R         | H         | 2B        | 3B       | HR       | RBI       | SH       | SF       | HP       | BB        | SO         | SB-CS      | OBP         | SLG         | E         |
|---------------------|------------|-------------|------------|------------|-----------|-----------|-----------|----------|----------|-----------|----------|----------|----------|-----------|------------|------------|-------------|-------------|-----------|
| 2022                | FCL Braves | .289        | 45         | 149        | 18        | 43        | 5         | 1        | 1        | 16        | 0        | 3        | 3        | 24        | 34         | 0-1        | .391        | .356        | 4         |
| 2023                | Augusta    | .199        | 67         | 226        | 28        | 45        | 6         | 1        | 7        | 35        | 0        | 0        | 5        | 30        | 77         | 4-0        | .307        | .327        | 7         |
| <b>Minor Totals</b> |            | <b>.235</b> | <b>112</b> | <b>375</b> | <b>46</b> | <b>88</b> | <b>11</b> | <b>2</b> | <b>8</b> | <b>51</b> | <b>0</b> | <b>3</b> | <b>8</b> | <b>54</b> | <b>111</b> | <b>4-1</b> | <b>.341</b> | <b>.339</b> | <b>11</b> |

**CASTEEL, RYAN** INFIELDER

**Bats:** R      **Throws:** R      **Height:** 6-1      **Weight:** 205  
**Born:** 6/6/91 in Chattanooga, TN      **Resides:** Cleveland, TN

**School:** Cleveland State

**Obtained:** Signed as a minor league free agent on January 24, 2019

| Year                | Club        | AVG         | G          | AB          | R          | H          | 2B         | 3B        | HR         | RBI        | SH       | SF        | HP        | BB         | SO         | SB-CS        | OBP         | SLG         | E         |
|---------------------|-------------|-------------|------------|-------------|------------|------------|------------|-----------|------------|------------|----------|-----------|-----------|------------|------------|--------------|-------------|-------------|-----------|
| 2010                | Casper      | .305        | 43         | 177         | 21         | 54         | 8          | 1         | 3          | 22         | 0        | 0         | 0         | 10         | 35         | 2-0          | .342        | .412        |           |
| 2011                | Tri-City    | .273        | 56         | 198         | 31         | 54         | 17         | 2         | 1          | 30         | 0        | 2         | 2         | 24         | 40         | 8-5          | .354        | .394        |           |
| 2012                | Asheville   | .279        | 71         | 251         | 28         | 70         | 24         | 2         | 2          | 28         | 0        | 0         | 1         | 19         | 44         | 6-2          | .332        | .414        |           |
| 2013                | Modesto     | .270        | 108        | 411         | 67         | 111        | 30         | 4         | 22         | 76         | 0        | 4         | 4         | 50         | 118        | 1-0          | .352        | .523        |           |
| 2014                | Tulsa       | .280        | 113        | 436         | 63         | 122        | 22         | 1         | 16         | 56         | 0        | 3         | 3         | 39         | 94         | 3-3          | .341        | .445        |           |
| 2015                | Boise       | .267        | 4          | 15          | 2          | 4          | 1          | 0         | 0          | 0          | 0        | 0         | 0         | 0          | 6          | 0-0          | .267        | .333        |           |
|                     | New Britain | .467        | 4          | 15          | 2          | 7          | 2          | 0         | 0          | 2          | 0        | 0         | 0         | 0          | 4          | 0-0          | .467        | .600        |           |
|                     | Albuquerque | .292        | 34         | 130         | 12         | 38         | 8          | 1         | 2          | 20         | 1        | 1         | 0         | 2          | 33         | 2-1          | .301        | .415        |           |
| 2016                | Jackson     | .243        | 50         | 185         | 21         | 45         | 9          | 1         | 3          | 28         | 0        | 5         | 0         | 19         | 51         | 3-1          | .306        | .351        |           |
|                     | Albuquerque | .230        | 43         | 152         | 19         | 35         | 8          | 2         | 3          | 20         | 0        | 0         | 1         | 8          | 47         | 0-1          | .273        | .368        |           |
| 2017                | Arkansas    | .273        | 100        | 389         | 47         | 106        | 25         | 0         | 12         | 61         | 0        | 4         | 0         | 31         | 84         | 1-0          | .323        | .429        |           |
| 2019                | Mississippi | .263        | 118        | 411         | 47         | 108        | 21         | 2         | 21         | 73         | 0        | 2         | 2         | 43         | 121        | 0-0          | .334        | .477        |           |
| 2021                | Gwinnett    | .224        | 68         | 156         | 13         | 35         | 6          | 0         | 8          | 28         | 0        | 1         | 2         | 15         | 49         | 0-0          | .299        | .417        |           |
| 2022                | Gwinnett    | .217        | 69         | 235         | 41         | 51         | 9          | 1         | 17         | 47         | 0        | 0         | 3         | 26         | 69         | 0-0          | .303        | .481        |           |
| 2023                | Gwinnett    | -           | 1          | 0           | 0          | 0          | 0          | 0         | 0          | 0          | 0        | 0         | 0         | 0          | 0          | 0-0          | -           | -           |           |
| <b>Minor Totals</b> |             | <b>.266</b> | <b>882</b> | <b>3161</b> | <b>414</b> | <b>840</b> | <b>190</b> | <b>17</b> | <b>110</b> | <b>491</b> | <b>1</b> | <b>22</b> | <b>18</b> | <b>286</b> | <b>795</b> | <b>26-13</b> | <b>.328</b> | <b>.441</b> | <b>59</b> |

**CEBALLOS, SABIN** INFIELDER

**Bats:** R      **Throws:** R      **Height:** 6-3      **Weight:** 200  
**Born:** 8/17/02 in San Juan, PR      **Resides:** Guanica, PR

**School:** Oregon

**Obtained:** Selected by the Braves in the third round of the 2023 First-Year Player Draft

| Year                | Club       | AVG         | G         | AB        | R        | H         | 2B       | 3B       | HR       | RBI      | SH       | SF       | HP       | BB       | SO        | SB-CS      | OBP         | SLG         | E        |
|---------------------|------------|-------------|-----------|-----------|----------|-----------|----------|----------|----------|----------|----------|----------|----------|----------|-----------|------------|-------------|-------------|----------|
| 2023                | FCL Braves | .375        | 5         | 8         | 4        | 3         | 0        | 0        | 0        | 2        | 0        | 0        | 1        | 6        | 3         | 2-0        | .667        | .375        | 0        |
|                     | Augusta    | .281        | 9         | 32        | 3        | 9         | 0        | 0        | 1        | 6        | 0        | 0        | 0        | 3        | 11        | 0-0        | .343        | .375        | 0        |
| <b>Minor Totals</b> |            | <b>.300</b> | <b>14</b> | <b>40</b> | <b>7</b> | <b>12</b> | <b>0</b> | <b>0</b> | <b>1</b> | <b>8</b> | <b>0</b> | <b>0</b> | <b>1</b> | <b>9</b> | <b>14</b> | <b>2-0</b> | <b>.440</b> | <b>.375</b> | <b>0</b> |

**CEDANO, EDWARD** RIGHT-HANDED PITCHER

**Bats:** R **Throws:** R **Height:** 6-1 **Weight:** 165  
**Born:** 11/14/05 in La Romana, DR **Resides:** La Romana, DR  
**Obtained:** Signed by the Braves as a non-drafted free agent on January 15, 2023

| Year | Club       | W-L | ERA  | G  | GS | CG | SHO | SV | IP   | H  | R  | ER | HR | HB | BB | SO | WP | BK |
|------|------------|-----|------|----|----|----|-----|----|------|----|----|----|----|----|----|----|----|----|
| 2023 | DSL Braves | 1-2 | 7.59 | 10 | 6  | 0  | 0   | 0  | 21.1 | 17 | 22 | 18 | 0  | 4  | 29 | 12 | 9  | 0  |

**CELEDONIO, JEREMY** OUTFIELDER

**Bats:** R **Throws:** R **Height:** 6-0 **Weight:** 183  
**Born:** 12/26/01 in Santo Domingo Este, DR **Resides:** Santo Domingo Este, DR  
**Obtained:** Signed by the Braves as a non-drafted free agent on January 29, 2019

| Year                | Club       | AVG         | G          | AB         | R         | H          | 2B        | 3B       | HR        | RBI       | SH       | SF       | HP        | BB         | SO         | SB-CS       | OBP         | SLG         | E         |
|---------------------|------------|-------------|------------|------------|-----------|------------|-----------|----------|-----------|-----------|----------|----------|-----------|------------|------------|-------------|-------------|-------------|-----------|
| 2019                | DSL Braves | .203        | 59         | 192        | 30        | 39         | 7         | 0        | 4         | 22        | 0        | 2        | 8         | 41         | 72         | 5-0         | .362        | .302        | 4         |
| 2021                | FCL Braves | .000        | 2          | 3          | 0         | 0          | 0         | 0        | 0         | 0         | 0        | 0        | 0         | 0          | 1          | 0-0         | .000        | .000        | 0         |
| 2022                | FCL Braves | .177        | 13         | 34         | 5         | 6          | 0         | 1        | 2         | 8         | 0        | 0        | 4         | 8          | 14         | 5-0         | .391        | .412        | 1         |
| 2023                | Augusta    | .188        | 87         | 293        | 41        | 55         | 7         | 0        | 17        | 46        | 0        | 0        | 7         | 56         | 155        | 11-5        | .332        | .386        | 7         |
| <b>Minor Totals</b> |            | <b>.192</b> | <b>161</b> | <b>522</b> | <b>76</b> | <b>100</b> | <b>14</b> | <b>1</b> | <b>23</b> | <b>76</b> | <b>0</b> | <b>2</b> | <b>19</b> | <b>105</b> | <b>242</b> | <b>21-5</b> | <b>.346</b> | <b>.354</b> | <b>12</b> |

**CLARNO, NICK** CATCHER

**Bats:** R **Throws:** R **Height:** 6-0 **Weight:** 200  
**Born:** 6/25/98 Atlanta, GA **Resides:** Grayson, GA  
**School:** Lenoir-Rhyne (NC)  
**Obtained:** Signed by the Braves as a non-drafted free agent on July 20, 2022

| Year                | Club        | AVG         | G         | AB         | R         | H         | 2B        | 3B       | HR       | RBI       | SH       | SF       | HP       | BB        | SO        | SB-CS      | OBP         | SLG         | E         |
|---------------------|-------------|-------------|-----------|------------|-----------|-----------|-----------|----------|----------|-----------|----------|----------|----------|-----------|-----------|------------|-------------|-------------|-----------|
| 2022                | FCL Braves  | .000        | 1         | 1          | 0         | 0         | 0         | 0        | 0        | 0         | 0        | 0        | 0        | 1         | 1         | 0-0        | .500        | .000        | 0         |
|                     | Rome        | .313        | 5         | 16         | 2         | 5         | 3         | 0        | 0        | 2         | 0        | 0        | 0        | 3         | 3         | 0-0        | .421        | .500        | 1         |
| 2023                | Augusta     | .149        | 66        | 208        | 25        | 31        | 7         | 0        | 4        | 18        | 0        | 1        | 6        | 34        | 74        | 4-3        | .285        | .240        | 12        |
|                     | Mississippi | .000        | 3         | 10         | 0         | 0         | 0         | 0        | 0        | 0         | 0        | 0        | 0        | 0         | 4         | 0-0        | .000        | .000        | 3         |
| <b>Minor Totals</b> |             | <b>.153</b> | <b>75</b> | <b>235</b> | <b>27</b> | <b>36</b> | <b>10</b> | <b>0</b> | <b>4</b> | <b>20</b> | <b>0</b> | <b>1</b> | <b>6</b> | <b>38</b> | <b>82</b> | <b>4-3</b> | <b>.286</b> | <b>.247</b> | <b>16</b> |

**COLLINS, TYLER** OUTFIELDER

**Bats:** L **Throws:** R **Height:** 5-11 **Weight:** 180  
**Born:** 3/6/03 in Dallas, TX **Resides:** McKinney, TX  
**School:** McKinney Boyd HS (TX)  
**Obtained:** Selected by the Braves in the eighth round of the 2021 First-Year Player Draft

| Year                | Club       | AVG         | G          | AB         | R         | H         | 2B        | 3B       | HR       | RBI       | SH       | SF       | HP       | BB        | SO         | SB-CS        | OBP         | SLG         | E        |
|---------------------|------------|-------------|------------|------------|-----------|-----------|-----------|----------|----------|-----------|----------|----------|----------|-----------|------------|--------------|-------------|-------------|----------|
| 2021                | FCL Braves | .347        | 23         | 75         | 16        | 26        | 4         | 2        | 0        | 7         | 0        | 0        | 3        | 7         | 23         | 12-4         | .424        | .453        | 2        |
| 2022                | FCL Braves | .167        | 4          | 12         | 4         | 2         | 1         | 0        | 0        | 1         | 0        | 0        | 0        | 4         | 6          | 2-0          | .375        | .250        | 0        |
| 2023                | Augusta    | .201        | 91         | 298        | 38        | 60        | 14        | 1        | 0        | 46        | 1        | 6        | 1        | 38        | 85         | 33-9         | .289        | .255        | 2        |
| <b>Minor Totals</b> |            | <b>.229</b> | <b>118</b> | <b>385</b> | <b>58</b> | <b>88</b> | <b>19</b> | <b>3</b> | <b>0</b> | <b>54</b> | <b>1</b> | <b>6</b> | <b>4</b> | <b>49</b> | <b>114</b> | <b>47-13</b> | <b>.318</b> | <b>.294</b> | <b>6</b> |

**COMPTON, DREW** INFIELDER

**Bats:** R **Throws:** R **Height:** 6-2 **Weight:** 215  
**Born:** 3/25/01 in Summit, NJ **Resides:** Berkeley Heights, NJ  
**School:** Georgia Tech  
**Obtained:** Signed by the Braves as a non-drafted free agent on July 12, 2023

| Year                | Club       | AVG         | G         | AB         | R         | H         | 2B       | 3B       | HR       | RBI       | SH       | SF       | HP       | BB        | SO        | SB-CS      | OBP         | SLG         | E        |
|---------------------|------------|-------------|-----------|------------|-----------|-----------|----------|----------|----------|-----------|----------|----------|----------|-----------|-----------|------------|-------------|-------------|----------|
| 2023                | FCL Braves | .263        | 6         | 19         | 3         | 5         | 2        | 0        | 2        | 5         | 0        | 0        | 0        | 1         | 6         | 0-0        | .300        | .684        | 1        |
|                     | Augusta    | .243        | 31        | 111        | 18        | 27        | 6        | 1        | 1        | 16        | 0        | 1        | 1        | 17        | 27        | 1-0        | .346        | .342        | 2        |
| <b>Minor Totals</b> |            | <b>.246</b> | <b>37</b> | <b>130</b> | <b>21</b> | <b>32</b> | <b>8</b> | <b>1</b> | <b>3</b> | <b>21</b> | <b>0</b> | <b>1</b> | <b>1</b> | <b>18</b> | <b>33</b> | <b>1-0</b> | <b>.340</b> | <b>.392</b> | <b>3</b> |

**CONLEY, CAL** INFIELDER

**Bats:** S **Throws:** R **Height:** 5-11 **Weight:** 180  
**Born:** 7/17/99 in Orlando, FL **Resides:** Loveland, OH  
**School:** Texas Tech  
**Obtained:** Selected by the Braves in the fourth round of the 2021 First-year Player Draft

| Year                | Club        | AVG         | G          | AB          | R          | H          | 2B        | 3B        | HR        | RBI       | SH       | SF        | HP        | BB         | SO         | SB-CS        | OBP         | SLG         | E         |
|---------------------|-------------|-------------|------------|-------------|------------|------------|-----------|-----------|-----------|-----------|----------|-----------|-----------|------------|------------|--------------|-------------|-------------|-----------|
| 2021                | Augusta     | .214        | 35         | 140         | 21         | 30         | 5         | 1         | 2         | 9         | 0        | 2         | 5         | 14         | 33         | 8-3          | .304        | .307        | 8         |
| 2022                | Augusta     | .246        | 75         | 309         | 62         | 76         | 10        | 6         | 10        | 40        | 4        | 6         | 5         | 25         | 59         | 23-7         | .307        | .414        | 15        |
|                     | Rome        | .260        | 44         | 177         | 32         | 46         | 10        | 1         | 6         | 25        | 0        | 1         | 2         | 19         | 50         | 13-1         | .337        | .429        | 9         |
| 2023                | Mississippi | .219        | 135        | 535         | 67         | 117        | 21        | 3         | 3         | 24        | 2        | 1         | 8         | 53         | 133        | 32-13        | .298        | .286        | 24        |
| <b>Minor Totals</b> |             | <b>.232</b> | <b>289</b> | <b>1161</b> | <b>182</b> | <b>269</b> | <b>46</b> | <b>11</b> | <b>21</b> | <b>98</b> | <b>6</b> | <b>10</b> | <b>20</b> | <b>111</b> | <b>275</b> | <b>76-24</b> | <b>.307</b> | <b>.345</b> | <b>56</b> |

**CORDERO, CARLOS** INFIELDER

**Bats:** S                      **Throws:** R                      **Height:** 6-0                      **Weight:** 170  
**Born:** 9/11/05 in San Pedro de Macoris, DR                      **Resides:** San Pedro de Macoris, DR  
**Obtained:** Signed by the Braves as a non-drafted free agent on January 15, 2023

| Year | Club       | AVG  | G  | AB  | R  | H  | 2B | 3B | HR | RBI | SH | SF | HP | BB | SO | SB-CS | OBP  | SLG  | E  |
|------|------------|------|----|-----|----|----|----|----|----|-----|----|----|----|----|----|-------|------|------|----|
| 2023 | DSL Braves | .230 | 41 | 126 | 13 | 29 | 3  | 1  | 1  | 15  | 0  | 1  | 2  | 21 | 31 | 2-0   | .347 | .294 | 11 |

**CORONA, REIBYN** RIGHT-HANDED PITCHER

**Bats:** R                      **Throws:** R                      **Height:** 5-11                      **Weight:** 175  
**Born:** 11/13/01 in Cotui, Dominican Republic                      **Resides:** Santiago, Dominican Republic  
**Obtained:** Signed by the Braves as a non-drafted free agent on March 15, 2019

| Year                | Club       | W-L        | ERA         | G         | GS        | CG       | SHO      | SV       | IP           | H         | R         | ER        | HR        | HB        | BB        | SO        | WP        | BK       |  |
|---------------------|------------|------------|-------------|-----------|-----------|----------|----------|----------|--------------|-----------|-----------|-----------|-----------|-----------|-----------|-----------|-----------|----------|--|
| 2019                | DSL Braves | 3-3        | 5.19        | 14        | 9         | 0        | 0        | 0        | 43.1         | 42        | 27        | 25        | 4         | 4         | 18        | 29        | 6         | 0        |  |
| 2021                | FCL Braves | 1-4        | 4.66        | 12        | 8         | 0        | 0        | 0        | 38.2         | 35        | 26        | 20        | 4         | 6         | 18        | 43        | 3         | 2        |  |
| Did Not Play        |            |            |             |           |           |          |          |          |              |           |           |           |           |           |           |           |           |          |  |
| 2023                | FCL Braves | 0-1        | 4.05        | 11        | 10        | 0        | 0        | 0        | 20.0         | 19        | 9         | 9         | 2         | 2         | 10        | 14        | 2         | 1        |  |
| <b>Minor Totals</b> |            | <b>4-8</b> | <b>4.76</b> | <b>37</b> | <b>27</b> | <b>0</b> | <b>0</b> | <b>0</b> | <b>102.0</b> | <b>96</b> | <b>62</b> | <b>54</b> | <b>10</b> | <b>12</b> | <b>46</b> | <b>86</b> | <b>11</b> | <b>3</b> |  |

**CORTORREAL, ELIAN** INFIELDER

**Bats:** S                      **Throws:** R                      **Height:** 5-10                      **Weight:** 160  
**Born:** 11/8/04 in Pimentel, Dominican Republic                      **Resides:** Pimentel, Dominican Republic  
**Obtained:** Signed by the Braves as a non-drafted free agent on February 18, 2022

| Year                | Club       | AVG         | G         | AB         | R         | H         | 2B       | 3B       | HR       | RBI       | SH       | SF       | HP       | BB        | SO        | SB-CS       | OBP         | SLG         | E         |
|---------------------|------------|-------------|-----------|------------|-----------|-----------|----------|----------|----------|-----------|----------|----------|----------|-----------|-----------|-------------|-------------|-------------|-----------|
| 2022                | DSL Braves | .190        | 48        | 137        | 18        | 26        | 5        | 2        | 1        | 19        | 0        | 2        | 0        | 45        | 37        | 8-2         | .386        | .277        | 12        |
| 2023                | FCL        | .220        | 25        | 59         | 17        | 13        | 3        | 0        | 1        | 7         | 0        | 0        | 3        | 20        | 15        | 3-1         | .439        | .322        | 3         |
| <b>Minor Totals</b> |            | <b>.199</b> | <b>73</b> | <b>196</b> | <b>35</b> | <b>39</b> | <b>8</b> | <b>2</b> | <b>2</b> | <b>26</b> | <b>0</b> | <b>2</b> | <b>3</b> | <b>65</b> | <b>52</b> | <b>11-3</b> | <b>.402</b> | <b>.291</b> | <b>15</b> |

**CULBERSON, CHARLIE** RIGHT-HANDED PITCHER

**Bats:** R                      **Throws:** R                      **Height:** 6-1                      **Weight:** 200  
**Born:** 4/10/89 in Rome, GA                      **Resides:** Marietta, GA  
**School:** Calhoun HS (GA)  
**Obtained:** Signed by the Braves as a minor league free agent on January 10, 2024

| Year                | Club     | W-L        | ERA         | G        | GS       | CG       | SHO      | SV       | IP         | H        | R        | ER       | HR       | HB       | BB       | SO       | WP       | BK       |
|---------------------|----------|------------|-------------|----------|----------|----------|----------|----------|------------|----------|----------|----------|----------|----------|----------|----------|----------|----------|
| 2018                | ATLANTA  | 0-0        | 9.00        | 1        | 0        | 0        | 0        | 0        | 1.0        | 2        | 1        | 1        | 0        | 0        | 0        | 0        | 0        | 0        |
| 2019                | ATLANTA  | 0-0        | 0.00        | 2        | 0        | 0        | 0        | 0        | 2.0        | 2        | 0        | 0        | 0        | 0        | 2        | 1        | 1        | 0        |
| 2020                | ATLANTA  | 0-0        | 0.00        | 1        | 0        | 0        | 0        | 0        | 0.1        | 0        | 0        | 0        | 0        | 0        | 0        | 0        | 0        | 0        |
| 2021                | TEXAS    | 0-0        | 0.00        | 2        | 0        | 0        | 0        | 0        | 2.0        | 2        | 0        | 0        | 0        | 0        | 0        | 0        | 0        | 0        |
| 2022                | TEXAS    | 0-0        | 0.00        | 2        | 0        | 0        | 0        | 0        | 2.0        | 1        | 0        | 0        | 0        | 0        | 1        | 0        | 0        | 0        |
| 2023                | Gwinnett | 0-0        | 4.91        | 4        | 0        | 0        | 0        | 0        | 3.2        | 8        | 5        | 2        | 0        | 0        | 2        | 5        | 0        | 0        |
| <b>Major Totals</b> |          | <b>0-0</b> | <b>1.23</b> | <b>8</b> | <b>0</b> | <b>8</b> | <b>x</b> | <b>x</b> | <b>7.1</b> | <b>7</b> | <b>1</b> | <b>1</b> | <b>0</b> | <b>0</b> | <b>3</b> | <b>1</b> | <b>1</b> | <b>0</b> |

**DEAN, JUSTIN** OUTFIELDER

**Bats:** R                      **Throws:** R                      **Height:** 5-8                      **Weight:** 170  
**Born:** 12/6/96 in Greenville, SC                      **Resides:** Mauldin, SC  
**School:** Lenoir-Rhyne  
**Obtained:** Selected by the Braves in the 17th round of the 2018 First-Year Player Draft

| Year                | Club        | AVG         | G          | AB          | R          | H          | 2B        | 3B        | HR        | RBI        | SH       | SF        | HP        | BB         | SO         | SB-CS         | OBP         | SLG         | E         |
|---------------------|-------------|-------------|------------|-------------|------------|------------|-----------|-----------|-----------|------------|----------|-----------|-----------|------------|------------|---------------|-------------|-------------|-----------|
| 2018                | Danville    | .308        | 32         | 130         | 28         | 40         | 8         | 4         | 1         | 15         | 0        | 0         | 3         | 22         | 32         | 7-6           | .419        | .454        |           |
|                     | Rome        | .257        | 28         | 113         | 20         | 29         | 2         | 5         | 0         | 8          | 0        | 0         | 2         | 11         | 27         | 9-3           | .333        | .363        |           |
| 2019                | Rome        | .284        | 109        | 429         | 85         | 122        | 18        | 9         | 9         | 46         | 0        | 2         | 10        | 62         | 115        | 47-10         | .386        | .431        |           |
| 2021                | Mississippi | .237        | 99         | 363         | 60         | 86         | 14        | 4         | 8         | 34         | 0        | 0         | 18        | 42         | 128        | 29-6          | .345        | .364        |           |
| 2022                | Mississippi | .234        | 78         | 274         | 44         | 64         | 12        | 4         | 3         | 27         | 0        | 2         | 6         | 40         | 97         | 19-5          | .342        | .339        | 3         |
|                     | Gwinnett    | .204        | 19         | 54          | 3          | 11         | 2         | 0         | 0         | 5          | 0        | 1         | 1         | 3          | 15         | 5-1           | .254        | .241        | 1         |
| 2023                | Mississippi | .228        | 55         | 193         | 40         | 44         | 3         | 1         | 5         | 14         | 1        | 0         | 3         | 39         | 72         | 22-5          | .366        | .332        | 1         |
|                     | Gwinnett    | .164        | 62         | 159         | 25         | 26         | 3         | 1         | 4         | 19         | 0        | 5         | 3         | 32         | 67         | 13-3          | .307        | .270        | 0         |
| <b>Minor Totals</b> |             | <b>.246</b> | <b>482</b> | <b>1715</b> | <b>305</b> | <b>422</b> | <b>62</b> | <b>28</b> | <b>30</b> | <b>168</b> | <b>1</b> | <b>10</b> | <b>46</b> | <b>251</b> | <b>553</b> | <b>151-39</b> | <b>.356</b> | <b>.367</b> | <b>29</b> |



**DE AVILA, LUIS** LEFT-HANDED PITCHER

**Bats:** L                      **Throws:** L                      **Height:** 5-11                      **Weight:** 160  
**Born:** 5/29/01 in San Estanislao, Colombia                      **Resides:** Turbaco, Colombia  
**Obtained:** Obtained by the Braves from Kansas City on December 8, 2021

| Year                | Club         | W-L          | ERA         | G         | GS        | CG       | SHO      | SV       | IP           | H          | R          | ER         | HR        | HB        | BB        | SO         | WP        | BK       |
|---------------------|--------------|--------------|-------------|-----------|-----------|----------|----------|----------|--------------|------------|------------|------------|-----------|-----------|-----------|------------|-----------|----------|
| 2018                | ACL Colorado | 2-2          | 6.16        | 8         | 7         | 0        | 0        | 0        | 30.2         | 31         | 22         | 21         | 2         | 4         | 12        | 27         | 3         | 0        |
| 2021                | Royals Gold  | 0-0          | 3.38        | 3         | 0         | 0        | 0        | 0        | 5.1          | 4          | 2          | 2          | 0         | 0         | 5         | 5          | 0         | 0        |
|                     | Columbia     | 5-4          | 5.16        | 24        | 0         | 0        | 0        | 0        | 52.1         | 69         | 38         | 30         | 4         | 0         | 19        | 59         | 5         | 1        |
| 2022                | Rome         | 6-8          | 3.49        | 24        | 24        | 1        | 1        | 0        | 126.1        | 115        | 57         | 49         | 11        | 6         | 45        | 129        | 8         | 0        |
| 2023                | Mississippi  | 6-10         | 3.28        | 25        | 25        | 0        | 0        | 0        | 123.1        | 99         | 53         | 45         | 8         | 7         | 61        | 125        | 7         | 3        |
|                     | Gwinnett     | 0-0          | 2.45        | 1         | 1         | 0        | 0        | 0        | 3.2          | 4          | 2          | 1          | 0         | 1         | 4         | 3          | 0         | 0        |
| <b>Minor Totals</b> |              | <b>13-14</b> | <b>4.28</b> | <b>59</b> | <b>31</b> | <b>1</b> | <b>1</b> | <b>0</b> | <b>214.2</b> | <b>219</b> | <b>119</b> | <b>102</b> | <b>17</b> | <b>10</b> | <b>81</b> | <b>220</b> | <b>16</b> | <b>1</b> |

**DE GRANDPRÉ, CEDRIC** RIGHT-HANDED PITCHER

**Bats:** R                      **Throws:** R                      **Height:** 6-3                      **Weight:** 215  
**Born:** 1/25/02 in St.-Simon-de-Bagot, Quebec                      **Resides:** St.-Simon-de-Bagot, Quebec  
**School:** Chipola College (FL)  
**Obtained:** Selected by the Braves in the 13th round of the 2022 First-Year Player Draft.

| Year                | Club       | W-L        | ERA         | G         | GS        | CG       | SHO      | SV       | IP          | H         | R         | ER        | HR       | HB       | BB        | SO         | WP       | BK       |
|---------------------|------------|------------|-------------|-----------|-----------|----------|----------|----------|-------------|-----------|-----------|-----------|----------|----------|-----------|------------|----------|----------|
| 2022                | FCL Braves | 0-0        | 0.00        | 2         | 0         | 0        | 0        | 0        | 3.0         | 1         | 0         | 0         | 0        | 1        | 0         | 4          | 1        | 0        |
|                     | Augusta    | 0-1        | 12.71       | 3         | 2         | 0        | 0        | 0        | 5.2         | 8         | 9         | 8         | 0        | 0        | 4         | 8          | 2        | 0        |
| 2023                | Augusta    | 1-1        | 1.95        | 7         | 5         | 0        | 0        | 0        | 32.1        | 23        | 10        | 7         | 1        | 2        | 7         | 40         | 3        | 1        |
|                     | Rome       | 2-5        | 5.13        | 12        | 12        | 0        | 0        | 0        | 54.1        | 64        | 35        | 31        | 4        | 4        | 15        | 48         | 2        | 0        |
| <b>Minor Totals</b> |            | <b>3-7</b> | <b>4.34</b> | <b>24</b> | <b>19</b> | <b>0</b> | <b>0</b> | <b>0</b> | <b>95.1</b> | <b>96</b> | <b>54</b> | <b>46</b> | <b>5</b> | <b>7</b> | <b>26</b> | <b>100</b> | <b>8</b> | <b>1</b> |

**DIAZ, GIOMAR** RIGHT-HANDED PITCHER

**Bats:** R                      **Throws:** R                      **Height:** 6-3                      **Weight:** 190  
**Born:** 11/23/02 in Bani, Dominican Republic                      **Resides:** Bani, Dominican Republic  
**Obtained:** Signed by the Braves as a non-drafted free agent on November 11, 2019

| Year                | Club       | W-L        | ERA         | G         | GS       | CG       | SHO      | SV       | IP          | H         | R         | ER        | HR       | HB       | BB        | SO        | WP       | BK       |
|---------------------|------------|------------|-------------|-----------|----------|----------|----------|----------|-------------|-----------|-----------|-----------|----------|----------|-----------|-----------|----------|----------|
| 2022                | FCL Braves | 1-1        | 3.63        | 16        | 0        | 0        | 0        | 1        | 22.1        | 11        | 12        | 9         | 2        | 2        | 10        | 21        | 5        | 2        |
| 2023                | FCL Braves | 1-1        | 2.45        | 6         | 0        | 0        | 0        | 0        | 11.0        | 10        | 3         | 3         | 0        | 3        | 4         | 13        | 0        | 0        |
|                     | Augusta    | 0-0        | 4.43        | 11        | 0        | 0        | 0        | 2        | 20.1        | 26        | 11        | 10        | 0        | 1        | 10        | 23        | 3        | 0        |
| <b>Minor Totals</b> |            | <b>2-2</b> | <b>3.69</b> | <b>33</b> | <b>0</b> | <b>0</b> | <b>0</b> | <b>3</b> | <b>53.2</b> | <b>47</b> | <b>26</b> | <b>22</b> | <b>2</b> | <b>6</b> | <b>24</b> | <b>57</b> | <b>8</b> | <b>2</b> |

**DILONE, ADEL** RIGHT-HANDED PITCHER

**Bats:** R                      **Throws:** R                      **Height:** 6-3                      **Weight:** 215  
**Born:** 10/07/00 in Monte Cristi, Dominican Republic                      **Resides:** Monte Cristi, Dominican Republic  
**Obtained:** Signed by the Braves as a non-drafted free agent on January 22, 2020  
**Signed By:** Jonathan Cruz

| Year                | Club       | W-L        | ERA         | G         | GS       | CG       | SHO      | SV       | IP          | H         | R         | ER        | HR       | HB       | BB        | SO        | WP        | BK       |
|---------------------|------------|------------|-------------|-----------|----------|----------|----------|----------|-------------|-----------|-----------|-----------|----------|----------|-----------|-----------|-----------|----------|
| 2022                | FCL Braves | 0-0        | 2.84        | 4         | 0        | 0        | 0        | 1        | 6.1         | 6         | 4         | 2         | 1        | 2        | 2         | 7         | 2         | 1        |
|                     | FCL Braves | 0-1        | 9.19        | 11        | 0        | 0        | 0        | 2        | 15.2        | 15        | 18        | 16        | 2        | 2        | 12        | 18        | 6         | 2        |
| 2023                | FCL Braves | 2-1        | 2.95        | 8         | 3        | 0        | 0        | 0        | 18.1        | 13        | 7         | 6         | 0        | 2        | 11        | 22        | 4         | 1        |
| <b>Minor Totals</b> |            | <b>2-2</b> | <b>5.36</b> | <b>23</b> | <b>3</b> | <b>0</b> | <b>0</b> | <b>3</b> | <b>40.1</b> | <b>34</b> | <b>29</b> | <b>24</b> | <b>3</b> | <b>6</b> | <b>25</b> | <b>47</b> | <b>12</b> | <b>4</b> |

**DIMON, DAWSON** CATCHER

**Bats:** R                      **Throws:** R                      **Height:** 6-1                      **Weight:** 208  
**Born:** 5/17/99 in Lancaster, CA                      **Resides:** Lancaster, CA  
**School:** Quartz Hill HS (CA)  
**Obtained:** Acquired by the Braves from the Tampa Bay Rays in exchange for cash considerations on June 6, 2022

| Year                | Club       | AVG         | G          | AB         | R         | H         | 2B        | 3B       | HR       | RBI       | SH       | SF       | HP       | BB        | SO         | SB-CS      | OBP         | SLG         | E         |
|---------------------|------------|-------------|------------|------------|-----------|-----------|-----------|----------|----------|-----------|----------|----------|----------|-----------|------------|------------|-------------|-------------|-----------|
| 2018                | FCL Rays   | .194        | 13         | 31         | 1         | 6         | 1         | 0        | 0        | 4         | 1        | 0        | 4        | 4         | 7          | 0-0        | .359        | .226        | 1         |
| 2019                | FCL Rays   | .138        | 11         | 29         | 0         | 4         | 1         | 0        | 0        | 2         | 0        | 0        | 0        | 0         | 10         | 1-0        | .138        | .172        | 1         |
|                     | Princeton  | .226        | 9          | 31         | 5         | 7         | 4         | 0        | 0        | 3         | 0        | 0        | 0        | 3         | 16         | 0-0        | .294        | .355        | 1         |
| 2021                | FCL Rays   | .333        | 9          | 9          | 2         | 3         | 0         | 0        | 0        | 2         | 0        | 0        | 0        | 5         | 4          | 0-0        | .571        | .333        | 0         |
| 2022                | FCL Braves | .200        | 3          | 10         | 0         | 2         | 0         | 0        | 0        | 0         | 0        | 0        | 0        | 2         | 4          | 0-0        | .333        | .200        | 0         |
|                     | Charleston | .140        | 13         | 43         | 4         | 6         | 1         | 1        | 0        | 6         | 0        | 1        | 0        | 7         | 17         | 0-0        | .255        | .209        | 2         |
|                     | Rome       | 1.000       | 1          | 1          | 0         | 1         | 0         | 0        | 0        | 0         | 0        | 0        | 0        | 1         | 0          | 0-0        | 1.000       | 1.000       | 0         |
|                     | Gwinnett   | .000        | 3          | 6          | 0         | 0         | 0         | 0        | 0        | 0         | 0        | 0        | 0        | 1         | 4          | 0-0        | .143        | .000        | 0         |
| 2023                | Augusta    | .153        | 55         | 170        | 18        | 26        | 6         | 0        | 1        | 17        | 0        | 3        | 2        | 27        | 70         | 2-0        | .272        | .206        | 14        |
| <b>Minor Totals</b> |            | <b>.167</b> | <b>117</b> | <b>330</b> | <b>30</b> | <b>55</b> | <b>13</b> | <b>1</b> | <b>1</b> | <b>34</b> | <b>1</b> | <b>4</b> | <b>6</b> | <b>50</b> | <b>132</b> | <b>3-0</b> | <b>.285</b> | <b>.221</b> | <b>19</b> |

**DOYLE, TOMMY** RIGHT-HANDED PITCHER

**Bats:** R                      **Throws:** R                      **Height:** 6-6                      **Weight:** 244  
**Born:** 5/1/96 in Vienna, VA                      **Resides:** Vienna, VA  
**School:** Virginia

**Obtained:** Signed by the Braves as a minor league free agent on November 25, 2023

| Year                | Club           | W-L          | ERA         | G          | GS       | CG       | SHO      | SV        | IP           | H          | R         | ER        | HR        | HB       | BB        | SO         | WP        | BK       |
|---------------------|----------------|--------------|-------------|------------|----------|----------|----------|-----------|--------------|------------|-----------|-----------|-----------|----------|-----------|------------|-----------|----------|
| 2017                | Grand Junction | 3-3          | 5.14        | 20         | 0        | 0        | 0        | 3         | 21.0         | 29         | 13        | 12        | 2         | 1        | 10        | 18         | 3         | 1        |
| 2018                | Asheville      | 7-6          | 2.31        | 52         | 0        | 0        | 0        | 18        | 58.1         | 52         | 29        | 15        | 2         | 3        | 12        | 66         | 6         | 0        |
| 2019                | Lancaster      | 2-3          | 3.25        | 38         | 0        | 0        | 0        | 19        | 36.0         | 24         | 18        | 13        | 4         | 1        | 13        | 48         | 2         | 0        |
| 2020                | COLORADO       | 0-0          | 23.14       | 3          | 0        | 0        | 0        | 0         | 2.1          | 6          | 6         | 6         | 0         | 0        | 4         | 2          | 0         | 0        |
| 2021                | Hartford       | 0-1          | 9.64        | 10         | 0        | 0        | 0        | 2         | 9.1          | 17         | 10        | 10        | 4         | 0        | 3         | 8          | 1         | 0        |
| 2023                | Albuquerque    | 4-4          | 3.41        | 33         | 0        | 0        | 0        | 8         | 37.0         | 29         | 18        | 14        | 5         | 0        | 18        | 41         | 3         | 1        |
|                     | COLORADO       | 0-1          | 6.85        | 15         | 0        | 0        | 0        | 0         | 23.2         | 23         | 18        | 18        | 5         | 0        | 13        | 18         | 3         | 0        |
| <b>Major Totals</b> |                | <b>0-1</b>   | <b>8.31</b> | <b>18</b>  | <b>0</b> | <b>0</b> | <b>0</b> | <b>0</b>  | <b>26.0</b>  | <b>29</b>  | <b>24</b> | <b>24</b> | <b>5</b>  | <b>0</b> | <b>17</b> | <b>20</b>  | <b>3</b>  | <b>0</b> |
| <b>Minor Totals</b> |                | <b>16-17</b> | <b>3.56</b> | <b>153</b> | <b>0</b> | <b>0</b> | <b>0</b> | <b>50</b> | <b>161.2</b> | <b>151</b> | <b>88</b> | <b>64</b> | <b>17</b> | <b>5</b> | <b>56</b> | <b>181</b> | <b>15</b> | <b>2</b> |

**DRAKE, ISAIAH** OUTFIELDER

**Bats:** L                      **Throws:** R                      **Height:** 5-10                      **Weight:** 185  
**Born:** 7/15/05 in Atlanta, GA                      **Resides:** Atlanta, GA  
**School:** North Atlanta HS (GA)

**Obtained:** Selected by the Braves in the fifth round of the 2023 First-Year Player Draft

| Year | Club       | AVG  | G  | AB | R | H  | 2B | 3B | HR | RBI | SH | SF | HP | BB | SO | SB-CS | OBP  | SLG  | E |
|------|------------|------|----|----|---|----|----|----|----|-----|----|----|----|----|----|-------|------|------|---|
| 2023 | FCL Braves | .221 | 18 | 68 | 9 | 15 | 0  | 2  | 0  | 8   | 0  | 0  | 1  | 8  | 29 | 9-2   | .312 | .279 | 0 |

**DUNSHEE, PARKER** RIGHT-HANDED PITCHER

**Bats:** R                      **Throws:** R                      **Height:** 6-1                      **Weight:** 209  
**Born:** 2/12/95 in Zionsville, IN                      **Resides:** Zionsville, IN  
**School:** Wake Forest (NC)

**Obtained:** Signed by the Braves as a minor league free agent on January 23, 2024

| Year                | Club       | W-L          | ERA         | G          | GS        | CG       | SHO      | SV       | IP           | H          | R          | ER         | HR        | HB        | BB         | SO         | WP        | BK       |
|---------------------|------------|--------------|-------------|------------|-----------|----------|----------|----------|--------------|------------|------------|------------|-----------|-----------|------------|------------|-----------|----------|
| 2017                | Athletics  | 0-0          | 13.50       | 1          | 0         | 0        | 0        | 0        | 2.0          | 5          | 3          | 3          | 1         | 0         | 3          | 0          | 1         |          |
|                     | Vermont    | 1-0          | 0.00        | 12         | 9         | 0        | 0        | 0        | 38.1         | 15         | 0          | 0          | 0         | 4         | 8          | 45         | 0         |          |
| 2018                | Stockton   | 6-2          | 2.70        | 12         | 10        | 0        | 0        | 0        | 70.0         | 61         | 23         | 21         | 7         | 2         | 17         | 82         | 1         |          |
|                     | Midland    | 7-4          | 2.01        | 12         | 12        | 0        | 0        | 0        | 80.2         | 59         | 21         | 18         | 5         | 4         | 14         | 81         | 1         |          |
| 2019                | Midland    | 2-2          | 1.89        | 6          | 6         | 0        | 0        | 0        | 38.0         | 26         | 11         | 8          | 1         | 4         | 11         | 34         | 2         |          |
|                     | Las Vegas  | 4-5          | 5.38        | 20         | 19        | 0        | 0        | 1        | 92.0         | 86         | 62         | 55         | 21        | 6         | 37         | 90         | 2         |          |
| 2021                | Athletics  | 0-0          | 4.50        | 1          | 1         | 0        | 0        | 0        | 2.0          | 2          | 1          | 1          | 0         | 0         | 3          | 0          | 0         |          |
|                     | Las Vegas  | 1-5          | 6.65        | 10         | 9         | 0        | 0        | 0        | 43.1         | 48         | 36         | 32         | 7         | 3         | 17         | 38         | 1         |          |
| 2022                | Las Vegas  | 5-11         | 9.22        | 31         | 20        | 0        | 0        | 0        | 111.1        | 140        | 117        | 114        | 38        | 16        | 56         | 92         | 2         |          |
| 2023                | Richmond   | 4-1          | 2.56        | 23         | 1         | 0        | 0        | 0        | 45.2         | 35         | 19         | 13         | 4         | 9         | 22         | 55         | 2         |          |
|                     | Las Vegas  | 0-0          | 18.00       | 1          | 0         | 0        | 0        | 0        | 1.0          | 2          | 2          | 2          | 1         | 0         | 0          | 0          | 1         |          |
|                     | Sacramento | 1-0          | 3.93        | 10         | 4         | 0        | 0        | 0        | 18.1         | 15         | 9          | 8          | 4         | 1         | 10         | 22         | 1         |          |
| <b>Minor Totals</b> |            | <b>31-30</b> | <b>4.56</b> | <b>139</b> | <b>91</b> | <b>0</b> | <b>0</b> | <b>1</b> | <b>542.2</b> | <b>494</b> | <b>304</b> | <b>275</b> | <b>89</b> | <b>49</b> | <b>192</b> | <b>545</b> | <b>13</b> | <b>9</b> |

**ESTEVEZ, JOHN** OUTFIELDER

**Bats:** L                      **Throws:** R                      **Height:** 6-3                      **Weight:** 190  
**Born:** 5/17/06 in Santiago de los Caballeros                      **Resides:** Santiago de los Caballeros  
**Obtained:** Signed by the Braves as a non-drafted free agent on January 15, 2023

| Year | Club       | AVG  | G  | AB  | R  | H  | 2B | 3B | HR | RBI | SH | SF | HP | BB | SO | SB-CS | OBP  | SLG  | E |
|------|------------|------|----|-----|----|----|----|----|----|-----|----|----|----|----|----|-------|------|------|---|
| 2023 | DSL Braves | .198 | 49 | 177 | 28 | 35 | 9  | 2  | 3  | 21  | 0  | 1  | 3  | 42 | 42 | 4-4   | .359 | .322 | 1 |

**ESTIVEN, SEBASTIAN** RIGHT-HANDED PITCHER

**Bats:** R                      **Throws:** R                      **Height:** 6-4                      **Weight:** 220  
**Born:** 12/18/01 in San Pedro de Macoris, DR                      **Resides:** San Pedro de Macoris, DR  
**Obtained:** Signed by the Braves as a non-drafted free agent on July 7, 2023

| Year | Club       | W-L | ERA  | G | GS | CG | SHO | SV | IP   | H  | R  | ER | HR | HB | BB | SO | WP | BK |
|------|------------|-----|------|---|----|----|-----|----|------|----|----|----|----|----|----|----|----|----|
| 2023 | DSL Braves | 0-1 | 9.00 | 9 | 1  | 0  | 0   | 0  | 13.0 | 15 | 13 | 13 | 0  | 3  | 14 | 10 | 2  | 0  |

**EXPOSITO, EJ** INFIELDER

**Bats:** R                      **Throws:** R                      **Height:** 6-0                      **Weight:** 190  
**Born:** 5/4/01 in Brooklyn, NY                      **Resides:** Central Islip, NY  
**School:** Long Island (NY)  
**Obtained:** Selected by the Braves in the 16th round of the 2022 First-Year Player Draft.

| Year                | Club       | AVG         | G          | AB         | R         | H          | 2B        | 3B       | HR        | RBI       | SH       | SF       | HP       | BB        | SO         | SB-CS       | OBP         | SLG         | E         |
|---------------------|------------|-------------|------------|------------|-----------|------------|-----------|----------|-----------|-----------|----------|----------|----------|-----------|------------|-------------|-------------|-------------|-----------|
| 2022                | FCL Braves | .182        | 4          | 11         | 0         | 2          | 1         | 0        | 0         | 0         | 0        | 0        | 0        | 0         | 3          | 0-0         | .182        | .273        | 0         |
|                     | Augusta    | .234        | 26         | 94         | 15        | 22         | 3         | 0        | 3         | 11        | 0        | 0        | 3        | 17        | 26         | 2-3         | .368        | .362        | 5         |
| 2023                | Augusta    | .208        | 110        | 375        | 51        | 78         | 19        | 1        | 8         | 55        | 0        | 7        | 6        | 61        | 136        | 23-5        | .323        | .328        | 20        |
| <b>Minor Totals</b> |            | <b>.213</b> | <b>141</b> | <b>480</b> | <b>66</b> | <b>102</b> | <b>23</b> | <b>1</b> | <b>11</b> | <b>66</b> | <b>0</b> | <b>7</b> | <b>9</b> | <b>78</b> | <b>165</b> | <b>25-8</b> | <b>.329</b> | <b>.333</b> | <b>25</b> |

**FARRIS, MITCH** LEFT-HANDED PITCHER

**Bats:** L                      **Throws:** L                      **Height:** 6-2                      **Weight:** 187  
**Born:** 2/14/01 in Charlotte, NC                      **Resides:** Palm Harbor, FL  
**School:** Wingate University (NC)  
**Obtained:** Selected by the Braves in the 14th round of the 2023 First-Year Player draft

| Year                | Club       | W-L        | ERA         | G        | GS       | CG       | SHO      | SV       | IP          | H         | R        | ER       | HR       | HB       | BB       | SO        | WP       | BK       |
|---------------------|------------|------------|-------------|----------|----------|----------|----------|----------|-------------|-----------|----------|----------|----------|----------|----------|-----------|----------|----------|
| 2023                | FCL Braves | 1-0        | 1.00        | 3        | 0        | 0        | 0        | 0        | 9.0         | 3         | 1        | 1        | 1        | 0        | 2        | 7         | 0        | 0        |
|                     | Augusta    | 0-0        | 3.52        | 2        | 2        | 0        | 0        | 0        | 7.2         | 8         | 3        | 3        | 0        | 0        | 4        | 14        | 0        | 0        |
| <b>Minor Totals</b> |            | <b>1-0</b> | <b>2.16</b> | <b>5</b> | <b>2</b> | <b>0</b> | <b>0</b> | <b>0</b> | <b>16.2</b> | <b>11</b> | <b>4</b> | <b>4</b> | <b>1</b> | <b>0</b> | <b>6</b> | <b>21</b> | <b>0</b> | <b>0</b> |

**FIGUEROA, LEIKER** INFIELDER

**Bats:** R                      **Throws:** R                      **Height:** 5-11                      **Weight:** 155  
**Born:** 1/12/05 in Barquisimeto, VZ                      **Resides:** Barquisimeto, VZ  
**Obtained:** Signed by the Braves as a non-drafted free agent on January 15, 2022

| Year                | Club       | AVG         | G         | AB         | R         | H         | 2B        | 3B       | HR       | RBI       | SH       | SF       | HP        | BB        | SO        | SB-CS        | OBP         | SLG         | E        |
|---------------------|------------|-------------|-----------|------------|-----------|-----------|-----------|----------|----------|-----------|----------|----------|-----------|-----------|-----------|--------------|-------------|-------------|----------|
| 2022                | DSL Braves | .211        | 49        | 161        | 22        | 34        | 3         | 2        | 0        | 11        | 0        | 1        | 6         | 19        | 38        | 17-7         | .316        | .255        | 0        |
| 2023                | FCL Braves | .215        | 45        | 149        | 27        | 32        | 7         | 1        | 1        | 19        | 0        | 0        | 5         | 22        | 42        | 7-3          | .335        | .295        | 6        |
| <b>Minor Totals</b> |            | <b>.213</b> | <b>94</b> | <b>310</b> | <b>49</b> | <b>66</b> | <b>10</b> | <b>3</b> | <b>1</b> | <b>30</b> | <b>0</b> | <b>1</b> | <b>11</b> | <b>41</b> | <b>80</b> | <b>24-10</b> | <b>.325</b> | <b>.274</b> | <b>6</b> |

**FRANKLIN, JESSE** OUTFIELDER

**Bats:** L                      **Throws:** L                      **Height:** 6-2                      **Weight:** 215  
**Born:** 12/01/98 in Seattle, WA                      **Resides:** Seattle, WA  
**School:** University of Michigan  
**Obtained:** Selected by the Braves in the third round (97th overall) of the 2020 First-Year Player Draft  
**Signed By:** Jeremy Gordon

**2020 Review:** In his first professional season, was added to Atlanta's 60-man player pool on July 29... Spent the rest of the season at the club's alternate training site...Ended the season ranked by MLB.com as the Braves' No. 29 prospect...**Amateur:** In two seasons at the University of Michigan, hit .287 (122-for-425) with 23 home runs and 102 RBI, posting a .520 slugging percentage in 115 games...He did not play this past season, 2020, because of a broken collarbone suffered in January...Was Michigan's primary centerfielder during the Wolverines' run to the College World Series Finals in 2019...Named to the CWS All-Tournament Team...The Seattle native was also drafted out of high school (Seattle Preparatory School) by the Mariners in 2017 (37th round)...That season he was Washington's Gatorade Player of the Year.

| Year                | Club        | AVG         | G          | AB         | R          | H          | 2B        | 3B       | HR        | RBI        | SH       | SF       | HP        | BB        | SO         | SB-CS       | OBP         | SLG         | E        |
|---------------------|-------------|-------------|------------|------------|------------|------------|-----------|----------|-----------|------------|----------|----------|-----------|-----------|------------|-------------|-------------|-------------|----------|
| 2021                | Rome        | .244        | 101        | 360        | 55         | 88         | 24        | 2        | 24        | 61         | 0        | 4        | 8         | 34        | 115        | 19-4        | .320        | .522        | 4        |
| 2022                | Mississippi | .236        | 15         | 55         | 6          | 13         | 1         | 1        | 2         | 9          | 0        | 2        | 3         | 6         | 18         | 2-0         | .333        | .400        | 0        |
| 2023                | Mississippi | .232        | 94         | 341        | 55         | 79         | 17        | 1        | 15        | 46         | 0        | 3        | 11        | 32        | 115        | 21-4        | .315        | .419        | 2        |
| <b>Minor Totals</b> |             | <b>.238</b> | <b>210</b> | <b>756</b> | <b>116</b> | <b>180</b> | <b>42</b> | <b>4</b> | <b>41</b> | <b>116</b> | <b>0</b> | <b>9</b> | <b>22</b> | <b>72</b> | <b>248</b> | <b>42-8</b> | <b>.319</b> | <b>.467</b> | <b>6</b> |

**FRANKS, JASON** RIGHT-HANDED PITCHER

**Bats:** R                      **Throws:** R                      **Height:** 6-5                      **Weight:** 220  
**Born:** 1/23/99 in Novato, CA                      **Resides:** Novato, CA  
**School:** Cal Poly  
**Obtained:** Selected by the Braves in the eighth round of the 2022 First-Year Player Draft.

| Year                | Club       | W-L        | ERA         | G         | GS       | CG       | SHO      | SV       | IP          | H         | R         | ER        | HR       | HB       | BB        | SO        | WP       | BK       |
|---------------------|------------|------------|-------------|-----------|----------|----------|----------|----------|-------------|-----------|-----------|-----------|----------|----------|-----------|-----------|----------|----------|
| 2022                | FCL Braves | 1-0        | 8.10        | 6         | 0        | 0        | 0        | 0        | 6.2         | 9         | 6         | 6         | 2        | 2        | 4         | 12        | 2        | 0        |
| 2023                | Augusta    | 1-3        | 4.67        | 30        | 0        | 0        | 0        | 4        | 34.2        | 33        | 23        | 18        | 3        | 1        | 13        | 45        | 3        | 2        |
| <b>Minor Totals</b> |            | <b>2-3</b> | <b>5.23</b> | <b>36</b> | <b>0</b> | <b>0</b> | <b>0</b> | <b>4</b> | <b>41.1</b> | <b>42</b> | <b>29</b> | <b>24</b> | <b>5</b> | <b>3</b> | <b>17</b> | <b>57</b> | <b>5</b> | <b>2</b> |

**FREY, RILEY** LEFT-HANDED PITCHER

**Bats:** L                      **Throws:** L                      **Height:** 6-1                      **Weight:** 190  
**Born:** 4/19/02 in Oshkosh, WI                      **Resides:** Oshkosh, WI  
**School:** University of Wisconsin – Milwaukee  
**Obtained:** Selected by the Braves in the 19th round of the 2023 First-Year Player draft

| Year                | Club       | W-L        | ERA         | G        | GS       | CG       | SHO      | SV       | IP          | H         | R         | ER        | HR       | HB       | BB       | SO        | WP       | BK       |
|---------------------|------------|------------|-------------|----------|----------|----------|----------|----------|-------------|-----------|-----------|-----------|----------|----------|----------|-----------|----------|----------|
| 2023                | FCL Braves | 0-0        | 0.00        | 1        | 1        | 0        | 0        | 0        | 3.0         | 0         | 0         | 0         | 0        | 0        | 1        | 4         | 0        | 0        |
|                     | Augusta    | 1-1        | 6.50        | 5        | 5        | 0        | 0        | 0        | 18.0        | 22        | 13        | 13        | 2        | 1        | 5        | 24        | 1        | 1        |
| <b>Minor Totals</b> |            | <b>1-1</b> | <b>5.57</b> | <b>6</b> | <b>6</b> | <b>0</b> | <b>0</b> | <b>0</b> | <b>21.0</b> | <b>22</b> | <b>13</b> | <b>13</b> | <b>2</b> | <b>1</b> | <b>6</b> | <b>28</b> | <b>1</b> | <b>1</b> |

**FRIAS, YONATHAN** LEFT-HANDED PITCHER

**Bats:** L                      **Throws:** L                      **Height:** 6-0                      **Weight:** 175  
**Born:** 9/22/05 in Santo Domingo, DR                      **Resides:** Santo Domingo, DR  
**Obtained:** Signed by the Braves as a non-drafted free agent on January 15, 2023

| Year | Club       | W-L | ERA  | G  | GS | CG | SHO | SV | IP   | H  | R  | ER | HR | HB | BB | SO | WP | BK |
|------|------------|-----|------|----|----|----|-----|----|------|----|----|----|----|----|----|----|----|----|
| 2023 | DSL Braves | 0-0 | 8.31 | 14 | 0  | 0  | 0   | 0  | 21.2 | 34 | 22 | 20 | 1  | 3  | 17 | 19 | 13 | 0  |

**FUENTES, DIDIER** RIGHT-HANDED PITCHER

**Bats:** R                      **Throws:** R                      **Height:** 6-0                      **Weight:** 170  
**Born:** 6/17/05 in Tolú, Colombia                      **Resides:** Tolú, Colombia  
**Obtained:** Signed by the Braves as a non-drafted free agent on January 15, 2022

| Year                | Club       | W-L        | ERA         | G         | GS        | CG       | SHO      | SV       | IP          | H         | R         | ER        | HR       | HB       | BB        | SO        | WP       | BK       |
|---------------------|------------|------------|-------------|-----------|-----------|----------|----------|----------|-------------|-----------|-----------|-----------|----------|----------|-----------|-----------|----------|----------|
| 2022                | FCL Braves | 1-1        | 2.25        | 11        | 11        | 0        | 0        | 0        | 44.0        | 35        | 13        | 11        | 2        | 2        | 10        | 50        | 2        | 1        |
| 2023                | Augusta    | 0-4        | 7.27        | 10        | 7         | 0        | 0        | 0        | 26.0        | 32        | 22        | 21        | 6        | 0        | 12        | 27        | 1        | 2        |
| <b>Minor Totals</b> |            | <b>1-5</b> | <b>4.11</b> | <b>21</b> | <b>18</b> | <b>0</b> | <b>0</b> | <b>0</b> | <b>70.0</b> | <b>67</b> | <b>35</b> | <b>32</b> | <b>8</b> | <b>2</b> | <b>22</b> | <b>77</b> | <b>3</b> | <b>3</b> |

**GALLEGOS, ISAAC** RIGHT-HANDED PITCHER

**Bats:** R                      **Throws:** R                      **Height:** 6-3                      **Weight:** 215  
**Born:** 9/17/02 in Grants, NM                      **Resides:** Grants, NM  
**School:** New Mexico  
**Obtained:** Selected by the Braves in the 16th round of the 2023 First-Year Player draft

| Year | Club       | W-L | ERA  | G | GS | CG | SHO | SV | IP  | H | R | ER | HR | HB | BB | SO | WP | BK |
|------|------------|-----|------|---|----|----|-----|----|-----|---|---|----|----|----|----|----|----|----|
| 2023 | FCL Braves | 0-0 | 0.00 | 1 | 0  | 0  | 0   | 0  | 1.0 | 2 | 0 | 0  | 0  | 0  | 0  | 1  | 0  | 0  |

**GARCIA, ANTHONY** RIGHT-HANDED PITCHER

**Bats:** R                      **Throws:** R                      **Height:** 6-2                      **Weight:** 200  
**Born:** 3/28/02 in Santa Clara, Cuba                      **Resides:** Santa Clara, Cuba  
**Obtained:** Signed by the Braves as a non-drafted free agent on June 20, 2022

| Year | Club       | W-L | ERA  | G  | GS | CG | SHO | SV | IP   | H  | R  | ER | HR | HB | BB | SO | WP | BK |
|------|------------|-----|------|----|----|----|-----|----|--|----|----|----|----|----|----|----|----|----|
| 2022 | FCL Braves | 2-3 | 6.25 | 10 | 9  | 0  | 0   | 0  | 31.2   | 32 | 26 | 22 | 0  | 4  | 20 | 35 | 2  | 0  |
| 2023 |            |     |      |    |    |    |     |    | Did not pitch in 2023 (recovery from Tommy John surgery) |    |    |    |    |    |    |    |    |    |

**GARCIA, ELIAN** OUTFIELDER

**Bats:** L                      **Throws:** L                      **Height:** 5-10                      **Weight:** 175  
**Born:** 10/31/04 in Santo Domingo, DR                      **Resides:** Santo Domingo, DR  
**Obtained:** Signed by the Braves as a non-drafted free agent on January 15, 2022

| Year                | Club       | AVG         | G         | AB         | R         | H         | 2B       | 3B       | HR       | RBI       | SH       | SF       | HP       | BB        | SO        | SB-CS      | OBP         | SLG         | E        |
|---------------------|------------|-------------|-----------|------------|-----------|-----------|----------|----------|----------|-----------|----------|----------|----------|-----------|-----------|------------|-------------|-------------|----------|
| 2022                | FCL Braves | .111        | 35        | 90         | 17        | 10        | 3        | 0        | 0        | 8         | 0        | 1        | 8        | 21        | 37        | 1-2        | .325        | .144        | 4        |
| 2023                | Braves     | .180        | 27        | 78         | 12        | 14        | 3        | 0        | 0        | 3         | 0        | 1        | 0        | 13        | 17        | 1-2        | .294        | .218        | 1        |
| <b>Minor Totals</b> |            | <b>.143</b> | <b>62</b> | <b>168</b> | <b>29</b> | <b>24</b> | <b>6</b> | <b>0</b> | <b>0</b> | <b>11</b> | <b>0</b> | <b>2</b> | <b>8</b> | <b>34</b> | <b>54</b> | <b>2-4</b> | <b>.311</b> | <b>.179</b> | <b>5</b> |

**GARCIA, JUNIOR** OUTFIELDER

**Bats:** L                      **Throws:** R                      **Height:** 6-2                      **Weight:** 190  
**Born:** 7/13/05 in Santiago de los Caballeros, DR                      **Resides:** Santiago de los Caballeros, DR  
**Obtained:** Signed by the Braves as a non-drafted free agent on May 18, 2023

| Year | Club       | AVG  | G  | AB  | R  | H  | 2B | 3B | HR | RBI | SH | SF | HP | BB | SO | SB-CS | OBP  | SLG  | E |
|------|------------|------|----|-----|----|----|----|----|----|-----|----|----|----|----|----|-------|------|------|---|
| 2023 | DSL Braves | .232 | 32 | 112 | 17 | 26 | 7  | 2  | 1  | 13  | 0  | 0  | 3  | 22 | 26 | 2-0   | .372 | .357 | 0 |



**GIL, JOHN** INFIELDER

**Bats:** R                      **Throws:** R                      **Height:** 6-2                      **Weight:** 175  
**Born:** 5/14/06 in Santo Domingo, DR                      **Resides:** Santo Domingo, DR  
**Obtained:** Signed by the Braves as a non-drafted free agent on January 15, 2023

| Year | Club       | AVG  | G  | AB  | R  | H  | 2B | 3B | HR | RBI | SH | SF | HP | BB | SO | SB-CS | OBP  | SLG  | E  |
|------|------------|------|----|-----|----|----|----|----|----|-----|----|----|----|----|----|-------|------|------|----|
| 2023 | DSL Braves | .285 | 48 | 158 | 33 | 45 | 9  | 2  | 1  | 28  | 1  | 4  | 3  | 33 | 34 | 20-3  | .409 | .386 | 11 |

**GIL, RUBEN** LEFT-HANDED PITCHER

**Bats:** L                      **Throws:** L                      **Height:** 6-5                      **Weight:** 190  
**Born:** 3/25/02 in Moca, Dominican Republic                      **Resides:** Moca, Dominican Republic  
**Obtained:** Signed by the Braves as a non-drafted free agent on February 2, 2021

| Year   | Club | W-L | ERA | G | GS | CG | SHO | SV | IP | H | R | ER | HR | HB | BB | SO | WP | BK |
|--|------|-----|-----|---|----|----|-----|----|----|---|---|----|----|----|----|----|----|----|
| Did not pitch in 2023 (recovery from Tommy John surgery) |      |     |     |   |    |    |     |    |    |   |   |    |    |    |    |    |    |    |

**GLDD, DOUGLAS** OUTFIELDER

**Bats:** R                      **Throws:** R                      **Height:** 5-10                      **Weight:** 185  
**Born:** 1/20/05 in La Guaira, VZ                      **Resides:** Puerto La Cruz, VZ  
**Obtained:** Signed by the Braves as a non-drafted free agent on January 15, 2022

| Year                | Club       | AVG         | G         | AB         | R         | H         | 2B        | 3B       | HR       | RBI       | SH       | SF       | HP       | BB        | SO         | SB-CS      | OBP         | SLG         | E        |
|---------------------|------------|-------------|-----------|------------|-----------|-----------|-----------|----------|----------|-----------|----------|----------|----------|-----------|------------|------------|-------------|-------------|----------|
| 2022                | FCL Braves | .202        | 32        | 104        | 23        | 21        | 6         | 2        | 2        | 13        | 0        | 0        | 2        | 22        | 36         | 3-3        | .352        | .356        | 2        |
| 2023                | FCL Braves | .224        | 47        | 161        | 29        | 36        | 9         | 2        | 5        | 25        | 0        | 2        | 6        | 38        | 64         | 6-3        | .387        | .398        | 6        |
| <b>Minor Totals</b> |            | <b>.215</b> | <b>79</b> | <b>265</b> | <b>52</b> | <b>57</b> | <b>15</b> | <b>4</b> | <b>7</b> | <b>38</b> | <b>0</b> | <b>2</b> | <b>8</b> | <b>60</b> | <b>100</b> | <b>9-6</b> | <b>.373</b> | <b>.381</b> | <b>8</b> |

**GODMAN, JACOB** CATCHER

**Bats:** R                      **Throws:** R                      **Height:** 6-2                      **Weight:** 200  
**Born:** 5/7/00 in Las Vegas, NV                      **Resides:** Ramona, OK  
**School:** Oral Roberts (OK)  
**Obtained:** Signed by the Braves as a non-drafted free agent on July 13, 2023

| Year                | Club       | AVG         | G         | AB        | R        | H        | 2B       | 3B       | HR       | RBI      | SH       | SF       | HP       | BB        | SO        | SB-CS      | OBP         | SLG         | E        |
|---------------------|------------|-------------|-----------|-----------|----------|----------|----------|----------|----------|----------|----------|----------|----------|-----------|-----------|------------|-------------|-------------|----------|
| 2023                | FCL Braves | .000        | 3         | 5         | 0        | 0        | 0        | 0        | 0        | 0        | 0        | 0        | 1        | 2         | 1         | 0-0        | .375        | .000        | 0        |
|                     | Augusta    | .162        | 13        | 37        | 7        | 6        | 0        | 0        | 1        | 7        | 0        | 2        | 0        | 9         | 15        | 0-0        | .313        | .243        | 3        |
| <b>Minor Totals</b> |            | <b>.143</b> | <b>16</b> | <b>42</b> | <b>7</b> | <b>6</b> | <b>0</b> | <b>0</b> | <b>1</b> | <b>7</b> | <b>0</b> | <b>2</b> | <b>1</b> | <b>11</b> | <b>16</b> | <b>0-0</b> | <b>.321</b> | <b>.214</b> | <b>3</b> |

**GONZALEZ, DOMINGO** RIGHT-HANDED PITCHER

**Bats:** R                      **Throws:** R                      **Height:** 5-11                      **Weight:** 198  
**Born:** 9/27/99 in San Francisco de Macoris, DR                      **Resides:** San Francisco de Macoris, DR  
**Obtained:** Selected by the Braves in the 2022 Rule 5 Draft.

| Year                | Club          | W-L          | ERA         | G          | GS        | CG       | SHO      | SV       | IP           | H          | R          | ER         | HR        | HB        | BB         | SO         | WP        | BK        |
|---------------------|---------------|--------------|-------------|------------|-----------|----------|----------|----------|--------------|------------|------------|------------|-----------|-----------|------------|------------|-----------|-----------|
| 2018                | DSL Pirates 1 | 2-3          | 5.84        | 16         | 0         | 0        | 0        | 3        | 24.2         | 28         | 20         | 16         | 0         | 3         | 15         | 18         | 9         | 2         |
| 2019                | FCL Pirates   | 1-3          | 3.58        | 9          | 8         | 0        | 0        | 0        | 37.2         | 30         | 19         | 15         | 1         | 2         | 14         | 43         | 3         | 0         |
|                     | DSL Pirates 2 | 5-0          | 0.36        | 7          | 0         | 0        | 0        | 1        | 25.1         | 12         | 1          | 1          | 0         | 3         | 3          | 33         | 0         | 0         |
|                     | West Virginia | 1-0          | 0.00        | 1          | 1         | 0        | 0        | 0        | 6.0          | 3          | 0          | 0          | 0         | 0         | 1          | 8          | 0         | 0         |
| 2021                | Bradenton     | 3-3          | 3.72        | 12         | 8         | 0        | 0        | 0        | 48.1         | 38         | 27         | 20         | 8         | 6         | 20         | 69         | 1         | 3         |
|                     | Greensboro    | 2-2          | 6.46        | 8          | 6         | 0        | 0        | 0        | 39.0         | 48         | 28         | 28         | 12        | 2         | 17         | 35         | 1         | 2         |
| 2022                | Greensboro    | 9-3          | 4.96        | 28         | 11        | 0        | 0        | 0        | 101.2        | 99         | 59         | 56         | 13        | 11        | 42         | 99         | 12        | 2         |
|                     | Altoona       | 0-0          | 3.00        | 1          | 0         | 0        | 0        | 0        | 3.0          | 2          | 1          | 1          | 0         | 0         | 3          | 4          | 0         | 0         |
| 2023                | Mississippi   | 3-5          | 4.19        | 40         | 1         | 0        | 0        | 1        | 53.2         | 45         | 31         | 25         | 2         | 9         | 33         | 76         | 12        | 1         |
| <b>Minor Totals</b> |               | <b>26-19</b> | <b>4.30</b> | <b>122</b> | <b>35</b> | <b>0</b> | <b>0</b> | <b>5</b> | <b>339.1</b> | <b>305</b> | <b>186</b> | <b>162</b> | <b>36</b> | <b>36</b> | <b>148</b> | <b>385</b> | <b>38</b> | <b>10</b> |

**GONZALEZ, ROBERT** OUTFIELDER

**Bats:** L                      **Throws:** R                      **Height:** 6-0                      **Weight:** 175  
**Born:** 12/22/2004 in Azua, Dominican Republic                      **Resides:** Azua, Dominican Republic  
**Obtained:** Signed by the Braves as a non-drafted free agent on January 15, 2022

| Year                | Club       | AVG         | G          | AB         | R         | H         | 2B        | 3B       | HR       | RBI       | SH       | SF       | HP       | BB        | SO        | SB-CS       | OBP         | SLG         | E        |
|---------------------|------------|-------------|------------|------------|-----------|-----------|-----------|----------|----------|-----------|----------|----------|----------|-----------|-----------|-------------|-------------|-------------|----------|
| 2022                | FCL Braves | .264        | 55         | 212        | 41        | 56        | 9         | 4        | 2        | 26        | 0        | 2        | 1        | 25        | 51        | 12-5        | .342        | .373        | 1        |
| 2023                | FCL Braves | .241        | 46         | 166        | 19        | 40        | 5         | 2        | 0        | 14        | 0        | 2        | 2        | 17        | 44        | 11-2        | .316        | .295        | 3        |
| <b>Minor Totals</b> |            | <b>.254</b> | <b>101</b> | <b>378</b> | <b>60</b> | <b>96</b> | <b>14</b> | <b>6</b> | <b>2</b> | <b>40</b> | <b>0</b> | <b>4</b> | <b>3</b> | <b>42</b> | <b>95</b> | <b>23-7</b> | <b>.330</b> | <b>.339</b> | <b>4</b> |

**GRADY, JACE** *OUTFIELDER*

**Bats:** S                      **Throws:** R                      **Height:** 5-10                      **Weight:** 190  
**Born:** 5/25/01 in Austin, TX                      **Resides:** Elgin, TX  
**School:** Dallas Baptist (TX)  
**Obtained:** Selected by the Braves in the 11th round of the 2023 First-Year Player Draft

| Year                | Club       | AVG         | G         | AB         | R         | H         | 2B       | 3B       | HR       | RBI       | SH       | SF       | HP       | BB        | SO        | SB-CS       | OBP         | SLG         | E        |
|---------------------|------------|-------------|-----------|------------|-----------|-----------|----------|----------|----------|-----------|----------|----------|----------|-----------|-----------|-------------|-------------|-------------|----------|
| 2023                | FCL Braves | .250        | 6         | 12         | 3         | 3         | 2        | 0        | 0        | 5         | 0        | 1        | 0        | 7         | 2         | 4-1         | .500        | .417        | 0        |
|                     | Augusta    | .242        | 28        | 99         | 15        | 24        | 7        | 0        | 2        | 17        | 0        | 2        | 0        | 15        | 31        | 10-2        | .336        | .374        | 3        |
| <b>Minor Totals</b> |            | <b>.243</b> | <b>34</b> | <b>111</b> | <b>18</b> | <b>27</b> | <b>9</b> | <b>0</b> | <b>2</b> | <b>22</b> | <b>0</b> | <b>3</b> | <b>0</b> | <b>22</b> | <b>33</b> | <b>14-3</b> | <b>.360</b> | <b>.378</b> | <b>3</b> |

**GRISWOLD, ROB** *RIGHT-HANDED PITCHER*

**Bats:** R                      **Throws:** R                      **Height:** 6-0                      **Weight:** 200  
**Born:** 7/13/98 in Milford, CT                      **Resides:** Wethersfield, CT  
**School:** Long Island (NY)  
**Obtained:** Signed as a non-drafted free agent on November 18, 2021

| Year                | Club    | W-L        | ERA         | G         | GS       | CG       | SHO      | SV        | IP           | H         | R         | ER        | HR        | HB        | BB        | SO         | WP       | BK       |
|---------------------|---------|------------|-------------|-----------|----------|----------|----------|-----------|--------------|-----------|-----------|-----------|-----------|-----------|-----------|------------|----------|----------|
| 2022                | Augusta | 5-4        | 4.12        | 39        | 0        | 0        | 0        | 9         | 59.0         | 49        | 36        | 27        | 7         | 6         | 19        | 58         | 4        | 0        |
| 2023                | Augusta | 0-0        | 0.00        | 5         | 0        | 0        | 0        | 1         | 4.2          | 4         | 0         | 0         | 0         | 0         | 3         | 5          | 0        | 0        |
|                     | Rome    | 2-4        | 3.65        | 33        | 0        | 0        | 0        | 7         | 44.1         | 43        | 20        | 18        | 3         | 4         | 10        | 40         | 1        | 1        |
| <b>Minor Totals</b> |         | <b>7-8</b> | <b>3.75</b> | <b>77</b> | <b>0</b> | <b>0</b> | <b>0</b> | <b>17</b> | <b>108.0</b> | <b>96</b> | <b>56</b> | <b>45</b> | <b>10</b> | <b>10</b> | <b>32</b> | <b>103</b> | <b>5</b> | <b>1</b> |

**GUANIPA, LUIS** *OUTFIELDER*

**Bats:** R                      **Throws:** R                      **Height:** 5-11                      **Weight:** 188  
**Born:** 12/15/05 in Isla de Margarita, VZ                      **Resides:** Isla de Margarita, VZ  
**Obtained:** Signed by the Braves as a non-drafted free agent on January 15, 2023

| Year | Club       | AVG  | G  | AB  | R  | H  | 2B | 3B | HR | RBI | SH | SF | HP | BB | SO | SB-CS | OBP  | SLG  | E |
|------|------------|------|----|-----|----|----|----|----|----|-----|----|----|----|----|----|-------|------|------|---|
| 2023 | DSL Braves | .238 | 46 | 172 | 34 | 41 | 11 | 1  | 4  | 17  | 0  | 2  | 11 | 23 | 42 | 20-6  | .361 | .384 | 3 |

**GUERRA, WHILMER** *RIGHT-HANDED PITCHER*

**Bats:** R                      **Throws:** R                      **Height:** 6-2                      **Weight:** 160  
**Born:** 10/14/05 in Pimentel, DR                      **Resides:** Pimentel, DR  
**Obtained:** Signed by the Braves as a non-drafted free agent on January 15, 2023

| Year | Club       | W-L | ERA  | G  | GS | CG | SHO | SV | IP   | H  | R  | ER | HR | HB | BB | SO | WP | BK |
|------|------------|-----|------|----|----|----|-----|----|------|----|----|----|----|----|----|----|----|----|
| 2023 | DSL Braves | 1-5 | 4.91 | 11 | 3  | 0  | 0   | 0  | 33.0 | 39 | 25 | 18 | 3  | 3  | 9  | 15 | 5  | 3  |

**GUTIERREZ, JEAN** *RIGHT-HANDED PITCHER*

**Bats:** R                      **Throws:** R                      **Height:** 6-1                      **Weight:** 170  
**Born:** 10/25/05 in Puerto La Cruz, VZ                      **Resides:** Barcelona, VZ  
**Obtained:** Signed by the Braves as a non-drafted free agent on January 15, 2023

| Year | Club       | W-L | ERA  | G | GS | CG | SHO | SV | IP  | H | R | ER | HR | HB | BB | SO | WP | BK |
|------|------------|-----|------|---|----|----|-----|----|-----|---|---|----|----|----|----|----|----|----|
| 2023 | DSL Braves | 0-1 | 2.79 | 6 | 1  | 0  | 0   | 0  | 9.2 | 7 | 4 | 3  | 0  | 2  | 10 | 3  | 3  | 0  |

**GUTIERREZ, ROLANDO** *LEFT-HANDED PITCHER*

**Bats:** L                      **Throws:** L                      **Height:** 6-2                      **Weight:** 210  
**Born:** 4/6/02 in Santo Domingo, DR                      **Resides:** Santo Domingo, DR  
**Obtained:** Signed by the Braves as a non-drafted free agent on February 18, 2022

| Year                | Club       | W-L        | ERA         | G         | GS        | CG       | SHO      | SV       | IP          | H         | R         | ER        | HR       | HB       | BB        | SO        | WP        | BK       |
|---------------------|------------|------------|-------------|-----------|-----------|----------|----------|----------|-------------|-----------|-----------|-----------|----------|----------|-----------|-----------|-----------|----------|
| 2022                | DSL Braves | 2-1        | 1.38        | 7         | 6         | 0        | 0        | 0        | 26.0        | 15        | 9         | 4         | 0        | 0        | 6         | 26        | 5         | 0        |
|                     | FCL Braves | 2-1        | 1.38        | 7         | 6         | 0        | 0        | 0        | 26.0        | 15        | 9         | 4         | 0        | 0        | 6         | 26        | 5         | 0        |
| 2023                | FCL Braves | 4-2        | 4.30        | 13        | 8         | 0        | 0        | 0        | 52.1        | 47        | 29        | 25        | 3        | 3        | 19        | 41        | 4         | 3        |
|                     | Augusta    | 0-0        | 27.00       | 1         | 0         | 0        | 0        | 0        | 1.1         | 4         | 5         | 4         | 1        | 0        | 1         | 0         | 0         | 1        |
| <b>Minor Totals</b> |            | <b>6-4</b> | <b>3.91</b> | <b>27</b> | <b>18</b> | <b>0</b> | <b>0</b> | <b>0</b> | <b>96.2</b> | <b>82</b> | <b>53</b> | <b>42</b> | <b>5</b> | <b>3</b> | <b>34</b> | <b>79</b> | <b>10</b> | <b>4</b> |

FRONT OFFICE

MANAGER & STAFF

PLAYER BIOS

SEASON IN REVIEW

PLAYER DEVELOPMENT

BRAVES HISTORY

OPPONENTS

MISCELLANEOUS

**HACKENBERG, DRUE** RIGHT-HANDED PITCHER

**Bats:** R                      **Throws:** R                      **Height:** 6-2                      **Weight:** 230  
**Born:** 4/1/02 in Lehighton, PA                      **Resides:** Lehighton, PA  
**School:** Virginia Tech

**Obtained:** Selected by the Braves in the second round of the 2023 First-Year Player Draft.

| Year                | Club        | W-L        | ERA         | G        | GS       | CG       | SHO      | SV       | IP         | H        | R        | ER       | HR       | HB       | BB       | SO        | WP       | BK       |
|---------------------|-------------|------------|-------------|----------|----------|----------|----------|----------|------------|----------|----------|----------|----------|----------|----------|-----------|----------|----------|
| 2023                | Augusta     | 0-0        | 0.00        | 2        | 2        | 0        | 0        | 0        | 5.2        | 3        | 1        | 0        | 0        | 0        | 2        | 12        | 0        | 0        |
|                     | Mississippi | 0-0        | 13.50       | 1        | 1        | 0        | 0        | 0        | 0.2        | 0        | 1        | 1        | 0        | 0        | 4        | 1         | 0        | 0        |
| <b>Minor Totals</b> |             | <b>0-0</b> | <b>1.42</b> | <b>3</b> | <b>3</b> | <b>0</b> | <b>0</b> | <b>0</b> | <b>6.1</b> | <b>3</b> | <b>2</b> | <b>1</b> | <b>0</b> | <b>0</b> | <b>6</b> | <b>13</b> | <b>0</b> | <b>0</b> |

**HALLIGAN, PATRICK** RIGHT-HANDED PITCHER

**Bats:** R                      **Throws:** R                      **Height:** 6-6                      **Weight:** 235  
**Born:** 10/4/99 in Vienna, VA                      **Resides:** Vienna, VA  
**School:** Pensacola State College (FL)

**Obtained:** Signed by the Braves as a non-drafted free agent on March 27, 2023

| Year                | Club        | W-L         | ERA         | G         | GS        | CG       | SHO      | SV       | IP           | H          | R         | ER        | HR        | HB       | BB        | SO         | WP        | BK       |
|---------------------|-------------|-------------|-------------|-----------|-----------|----------|----------|----------|--------------|------------|-----------|-----------|-----------|----------|-----------|------------|-----------|----------|
| 2021                | Royals Gold | 0-0         | 0.00        | 1         | 0         | 0        | 0        | 0        | 2.0          | 1          | 0         | 0         | 0         | 0        | 1         | 2          | 0         | 0        |
|                     | Royals Blue | 0-0         | 3.60        | 4         | 1         | 0        | 0        | 0        | 5.0          | 10         | 3         | 2         | 0         | 0        | 2         | 5          | 2         | 0        |
|                     | Columbia    | 0-1         | 6.75        | 5         | 0         | 0        | 0        | 1        | 9.1          | 13         | 9         | 7         | 2         | 1        | 5         | 12         | 2         | 0        |
| 2022                | Columbia    | 0-2         | 7.15        | 3         | 0         | 0        | 0        | 0        | 11.1         | 14         | 9         | 9         | 2         | 2        | 2         | 9          | 3         | 0        |
|                     | Quad Cities | 1-5         | 5.34        | 23        | 4         | 0        | 0        | 0        | 55.2         | 66         | 37        | 33        | 12        | 1        | 12        | 39         | 2         | 1        |
|                     | Omaha       | 0-0         | 0.00        | 1         | 0         | 0        | 0        | 0        | 2.1          | 1          | 0         | 0         | 0         | 0        | 0         | 3          | 0         | 0        |
| 2023                | Rome        | 5-5         | 4.45        | 21        | 9         | 0        | 0        | 1        | 62.2         | 64         | 36        | 31        | 6         | 4        | 28        | 68         | 6         | 0        |
|                     | Mississippi | 0-1         | 1.00        | 7         | 1         | 0        | 0        | 0        | 9.0          | 6          | 4         | 1         | 0         | 0        | 2         | 11         | 0         | 0        |
| <b>Minor Totals</b> |             | <b>6-14</b> | <b>4.75</b> | <b>65</b> | <b>15</b> | <b>0</b> | <b>0</b> | <b>2</b> | <b>157.1</b> | <b>175</b> | <b>98</b> | <b>83</b> | <b>22</b> | <b>8</b> | <b>52</b> | <b>149</b> | <b>15</b> | <b>1</b> |

**HARPER, LANDON** RIGHT-HANDED PITCHER

**Bats:** R                      **Throws:** R                      **Height:** 6-2                      **Weight:** 190  
**Born:** 4/8/01 in Meridian, MS                      **Resides:** Meridian, MS  
**School:** Southern Mississippi

**Obtained:** Selected by the Braves in the 14th round of the 2022 First-Year Player Draft.

| Year                | Club       | W-L        | ERA         | G         | GS       | CG       | SHO      | SV       | IP          | H         | R         | ER        | HR       | HB       | BB        | SO        | WP       | BK       |
|---------------------|------------|------------|-------------|-----------|----------|----------|----------|----------|-------------|-----------|-----------|-----------|----------|----------|-----------|-----------|----------|----------|
| 2022                | FCL Braves | 1-0        | 0.00        | 1         | 0        | 0        | 0        | 0        | 1.0         | 0         | 0         | 0         | 0        | 0        | 0         | 0         | 0        | 0        |
|                     | Augusta    | 0-1        | 7.20        | 4         | 4        | 0        | 0        | 0        | 10.0        | 17        | 8         | 8         | 1        | 0        | 2         | 6         | 1        | 0        |
| 2023                | Augusta    | 6-3        | 3.34        | 31        | 0        | 0        | 0        | 5        | 72.2        | 69        | 33        | 27        | 6        | 3        | 11        | 69        | 7        | 2        |
| <b>Minor Totals</b> |            | <b>7-4</b> | <b>3.76</b> | <b>36</b> | <b>4</b> | <b>0</b> | <b>0</b> | <b>5</b> | <b>83.2</b> | <b>86</b> | <b>41</b> | <b>35</b> | <b>7</b> | <b>3</b> | <b>13</b> | <b>75</b> | <b>8</b> | <b>2</b> |

**HARRIS, HAYDEN** LEFT-HANDED PITCHER

**Bats:** L                      **Throws:** L                      **Height:** 6-0                      **Weight:** 190  
**Born:** 3/2/99 in Augusta, GA                      **Resides:** Statesboro, GA  
**School:** Georgia Southern

**Obtained:** Signed by the Braves as a non-drafted free agent on July 21, 2022

| Year                | Club        | W-L        | ERA         | G         | GS       | CG       | SHO      | SV       | IP          | H         | R         | ER        | HR       | HB       | BB        | SO        | WP       | BK       |
|---------------------|-------------|------------|-------------|-----------|----------|----------|----------|----------|-------------|-----------|-----------|-----------|----------|----------|-----------|-----------|----------|----------|
| 2022                | FCL Braves  | 1-0        | 3.86        | 6         | 0        | 0        | 0        | 0        | 4.2         | 3         | 3         | 2         | 1        | 0        | 6         | 6         | 0        | 0        |
| 2023                | Augusta     | 0-1        | 9.72        | 7         | 0        | 0        | 0        | 1        | 8.1         | 11        | 9         | 9         | 2        | 1        | 3         | 15        | 2        | 0        |
|                     | Rome        | 2-1        | 3.94        | 10        | 0        | 0        | 0        | 1        | 16.0        | 10        | 8         | 7         | 2        | 2        | 4         | 26        | 2        | 0        |
|                     | Mississippi | 3-2        | 2.83        | 23        | 0        | 0        | 0        | 0        | 35.0        | 27        | 13        | 11        | 1        | 1        | 17        | 50        | 4        | 0        |
| <b>Minor Totals</b> |             | <b>6-4</b> | <b>4.08</b> | <b>46</b> | <b>0</b> | <b>0</b> | <b>0</b> | <b>2</b> | <b>64.0</b> | <b>51</b> | <b>33</b> | <b>29</b> | <b>6</b> | <b>4</b> | <b>30</b> | <b>97</b> | <b>8</b> | <b>0</b> |

**HERNANDEZ, HOJANS** CATCHER

**Bats:** R                      **Throws:** R                      **Height:** 5-11                      **Weight:** 175  
**Born:** 3/7/06 in La Habana, CU                      **Resides:** Santo Domingo, DR

**Obtained:** Signed by the Braves as a non-drafted free agent on January 15, 2023

| Year | Club       | AVG  | G | AB | R | H | 2B | 3B | HR | RBI | SH | SF | HP | BB | SO | SB-CS | OBP  | SLG  | E |
|------|------------|------|---|----|---|---|----|----|----|-----|----|----|----|----|----|-------|------|------|---|
| 2023 | DSL Braves | .177 | 8 | 17 | 0 | 3 | 0  | 0  | 0  | 2   | 1  | 1  | 0  | 1  | 6  | 0-0   | .211 | .177 | 2 |

**HERNANDEZ, MIGUEL** RIGHT-HANDED PITCHER

**Bats:** R                      **Throws:** R                      **Height:** 5-11                      **Weight:** 170  
**Born:** 10/1/02 in Petare, Venezuela                      **Resides:** Petare, Venezuela  
**Obtained:** Signed by the Braves as a non-drafted free agent on March 1, 2021

| Year                | Club       | W-L        | ERA         | G         | GS       | CG       | SHO      | SV       | IP          | H         | R         | ER        | HR       | HB       | BB        | SO        | WP        | BK       |
|---------------------|------------|------------|-------------|-----------|----------|----------|----------|----------|-------------|-----------|-----------|-----------|----------|----------|-----------|-----------|-----------|----------|
| 2022                | FCL Braves | 0-3        | 6.17        | 10        | 3        | 0        | 0        | 1        | 23.1        | 21        | 16        | 16        | 1        | 1        | 17        | 28        | 8         | 1        |
| 2023                | FCL Braves | 2-0        | 3.81        | 18        | 0        | 0        | 0        | 5        | 26.0        | 36        | 12        | 11        | 2        | 3        | 8         | 30        | 3         | 0        |
| <b>Minor Totals</b> |            | <b>2-3</b> | <b>4.93</b> | <b>28</b> | <b>3</b> | <b>0</b> | <b>0</b> | <b>6</b> | <b>49.1</b> | <b>57</b> | <b>28</b> | <b>27</b> | <b>3</b> | <b>4</b> | <b>25</b> | <b>58</b> | <b>11</b> | <b>1</b> |

**HOLMES, GRANT** RIGHT-HANDED PITCHER

**Bats:** L                      **Throws:** R                      **Height:** 6-1                      **Weight:** 210  
**Born:** 3/22/96 in Conway, SC                      **Resides:** Conway, SC  
**School:** Conway HS (SC)  
**Obtained:** Signed by the Braves as a minor league free agent on August 13, 2022

| Year                | Club         | W-L          | ERA         | G          | GS         | CG       | SHO      | SV        | IP           | H          | R          | ER         | HR        | HB        | BB         | SO         | WP        | BK       |
|---------------------|--------------|--------------|-------------|------------|------------|----------|----------|-----------|--------------|------------|------------|------------|-----------|-----------|------------|------------|-----------|----------|
| 2014                | FCL Dodgers  | 1-2          | 3.00        | 7          | 6          | 0        | 0        | 0         | 30.0         | 20         | 11         | 10         | 2         | 2         | 7          | 33         | 1         | 0        |
|                     | Ogden        | 1-1          | 4.91        | 4          | 4          | 0        | 0        | 0         | 18.1         | 19         | 10         | 10         | 1         | 1         | 6          | 25         | 3         | 0        |
| 2015                | Great Lakes  | 6-4          | 3.14        | 24         | 24         | 0        | 0        | 0         | 103.1        | 86         | 46         | 36         | 6         | 1         | 54         | 117        | 9         | 0        |
| 2016                | R. Cucamonga | 8-4          | 4.02        | 20         | 18         | 0        | 0        | 1         | 105.1        | 103        | 60         | 47         | 6         | 2         | 43         | 100        | 8         | 1        |
|                     | Stockton     | 3-3          | 6.91        | 6          | 5          | 0        | 0        | 0         | 28.2         | 44         | 25         | 22         | 4         | 1         | 10         | 24         | 10        | 0        |
| 2017                | Midland      | 11-12        | 4.49        | 29         | 24         | 0        | 0        | 0         | 148.1        | 149        | 82         | 74         | 15        | 9         | 61         | 150        | 15        | 1        |
| 2018                | Stockton     | 0-0          | 4.50        | 2          | 2          | 0        | 0        | 0         | 6.0          | 4          | 4          | 3          | 1         | 2         | 2          | 8          | 0         | 0        |
| 2019                | Midland      | 6-5          | 3.31        | 22         | 16         | 0        | 0        | 0         | 81.2         | 71         | 34         | 30         | 9         | 5         | 27         | 76         | 6         | 0        |
|                     | Las Vegas    | 0-0          | 1.93        | 1          | 1          | 0        | 0        | 0         | 4.2          | 6          | 1          | 1          | 1         | 0         | 1          | 5          | 0         | 0        |
| 2021                | Las Vegas    | 1-2          | 8.01        | 36         | 7          | 0        | 0        | 0         | 66.1         | 99         | 62         | 59         | 11        | 3         | 40         | 71         | 6         | 0        |
| 2022                | FCL Braves   | 0-1          | 16.20       | 1          | 1          | 0        | 0        | 0         | 1.2          | 2          | 3          | 3          | 0         | 0         | 1          | 1          | 0         | 0        |
|                     | Rome         | 0-0          | 0.00        | 2          | 0          | 0        | 0        | 0         | 2.0          | 1          | 0          | 0          | 0         | 0         | 0          | 3          | 0         | 0        |
|                     | Las Vegas    | 1-2          | 8.27        | 28         | 3          | 0        | 0        | 0         | 37.0         | 57         | 34         | 34         | 10        | 5         | 14         | 26         | 3         | 0        |
| 2023                | Gwinnett     | 7-3          | 3.54        | 50         | 0          | 0        | 0        | 13        | 61.0         | 53         | 27         | 24         | 5         | 1         | 26         | 74         | 3         | 0        |
| <b>Minor Totals</b> |              | <b>45-39</b> | <b>4.58</b> | <b>232</b> | <b>111</b> | <b>0</b> | <b>0</b> | <b>14</b> | <b>694.1</b> | <b>714</b> | <b>399</b> | <b>353</b> | <b>71</b> | <b>32</b> | <b>292</b> | <b>713</b> | <b>64</b> | <b>2</b> |

**HORNE, BRYSON** INFILDER

**Bats:** L                      **Throws:** R                      **Height:** 6-3                      **Weight:** 220  
**Born:** 3/06/99 in Blountstown, FL                      **Resides:** Blountstown, FL  
**School:** Columbus State University (GA)  
**Obtained:** Signed by the Braves as a non-drafted free agent on June 14, 2020  
**Signed By:** Chris Lionetti

**Amateur:** Began his collegiate career with Georgia Highlands College in Rome, Ga, where he played two seasons...Hit .446 his freshman season...Named to the All-Conference team after his sophomore season, batting .376 with six home runs and 38 RBI...Transferred to Columbus State...Played one season for the Cougars before signing with Atlanta...In 21 games for CSU, hit .426 with six doubles, six homers and 28 RBI...Helped Columbus State go 18-3 before the remainder of the season was cancelled...Graduated from Blountstown (FL) High School, approximately an hour west of Tallahassee...**Other:** Grew up a Braves fan...Idolized Chipper Jones.

| Year                | Club        | AVG         | G          | AB          | R          | H          | 2B        | 3B       | HR        | RBI        | SH       | SF        | HP       | BB        | SO         | SB-CS      | OBP         | SLG         | E         |
|---------------------|-------------|-------------|------------|-------------|------------|------------|-----------|----------|-----------|------------|----------|-----------|----------|-----------|------------|------------|-------------|-------------|-----------|
| 2021                | Augusta     | .269        | 93         | 350         | 40         | 94         | 17        | 1        | 10        | 48         | 0        | 3         | 1        | 28        | 91         | 2-1        | .322        | .409        | 6         |
| 2022                | Rome        | .244        | 100        | 373         | 44         | 91         | 19        | 1        | 11        | 52         | 0        | 3         | 4        | 33        | 110        | 4-1        | .310        | .389        | 3         |
| 2023                | Rome        | .189        | 76         | 270         | 21         | 51         | 11        | 0        | 6         | 30         | 0        | 6         | 1        | 22        | 101        | 3-0        | .248        | .296        | 9         |
|                     | Mississippi | .299        | 23         | 87          | 5          | 26         | 8         | 1        | 1         | 10         | 0        | 0         | 0        | 4         | 21         | 0-0        | .330        | .448        | 1         |
| <b>Minor Totals</b> |             | <b>.243</b> | <b>292</b> | <b>1080</b> | <b>110</b> | <b>262</b> | <b>55</b> | <b>3</b> | <b>28</b> | <b>140</b> | <b>0</b> | <b>12</b> | <b>6</b> | <b>87</b> | <b>323</b> | <b>9-2</b> | <b>.300</b> | <b>.377</b> | <b>19</b> |

**HUGHES, JONATHAN** RIGHT-HANDED PITCHER

**Bats:** R                      **Throws:** R                      **Height:** 6-2                      **Weight:** 208  
**Born:** 1/8/97 in Decatur, GA                      **Resides:** Flowery Branch, GA  
**School:** Georgia Tech

**Obtained:** Acquired by the Braves from the Philadelphia Phillies in exchange for cash considerations on March 23, 2023.

| Year                | Club         | W-L         | ERA         | G         | GS        | CG       | SHO      | SV        | IP           | H          | R          | ER        | HR        | HB        | BB        | SO         | WP        | BK       |
|---------------------|--------------|-------------|-------------|-----------|-----------|----------|----------|-----------|--------------|------------|------------|-----------|-----------|-----------|-----------|------------|-----------|----------|
| 2021                | Jersey Shore | 4-8         | 5.92        | 23        | 13        | 0        | 0        | 1         | 73.0         | 90         | 54         | 48        | 5         | 5         | 37        | 57         | 9         | 1        |
| 2022                | Jersey Shore | 0-5         | 3.59        | 35        | 0         | 0        | 0        | 8         | 42.2         | 40         | 22         | 17        | 1         | 4         | 16        | 36         | 3         | 0        |
| 2023                | Rome         | 3-6         | 3.08        | 35        | 0         | 0        | 0        | 5         | 52.2         | 48         | 26         | 18        | 5         | 2         | 20        | 50         | 8         | 0        |
| <b>Minor Totals</b> |              | <b>7-19</b> | <b>4.44</b> | <b>93</b> | <b>13</b> | <b>0</b> | <b>0</b> | <b>14</b> | <b>168.1</b> | <b>178</b> | <b>102</b> | <b>83</b> | <b>11</b> | <b>11</b> | <b>73</b> | <b>143</b> | <b>20</b> | <b>1</b> |



**JACKSON, CHRISTIAN** *OUTFIELDER*

**Bats:** R                      **Throws:** R                      **Height:** 6-2                      **Weight:** 190  
**Born:** 10/23/03 in Gainesville, GA                      **Resides:** Stockbridge, GA  
**School:** Dutchtown HS (GA)  
**Obtained:** Selected by the Braves in the 19th round of the 2022 First-Year Player Draft.

| Year                | Club       | AVG          | G         | AB        | R        | H        | 2B       | 3B       | HR       | RBI      | SH       | SF       | HP       | BB       | SO        | SB-CS      | OBP         | SLG         | E        |
|---------------------|------------|--------------|-----------|-----------|----------|----------|----------|----------|----------|----------|----------|----------|----------|----------|-----------|------------|-------------|-------------|----------|
| 2022                | FCL Braves | .148         | 9         | 27        | 2        | 4        | 1        | 0        | 0        | 3        | 0        | 0        | 0        | 2        | 14        | 1-0        | .207        | .185        | 1        |
| 2023                | FCL Braves | .116         | 18        | 43        | 2        | 5        | 0        | 0        | 0        | 2        | 0        | 1        | 2        | 6        | 15        | 3-0        | .250        | .116        | 0        |
| <b>Minor Totals</b> |            | <b>..129</b> | <b>27</b> | <b>70</b> | <b>4</b> | <b>9</b> | <b>1</b> | <b>0</b> | <b>0</b> | <b>5</b> | <b>0</b> | <b>1</b> | <b>2</b> | <b>8</b> | <b>29</b> | <b>4-0</b> | <b>.235</b> | <b>.143</b> | <b>1</b> |

**JANAS, JUSTIN** *INFIELDER*

**Bats:** L                      **Throws:** R                      **Height:** 6-3                      **Weight:** 205  
**Born:** 9/18/00 in Homer Glen, IL                      **Resides:** Little Rock, AR  
**School:** Illinois  
**Obtained:** Selected by the Braves in the 12th round of the 2022 First-Year Player Draft.

| Year                | Club       | AVG         | G          | AB         | R         | H          | 2B        | 3B       | HR       | RBI       | SH       | SF       | HP        | BB        | SO         | SB-CS       | OBP         | SLG         | E        |
|---------------------|------------|-------------|------------|------------|-----------|------------|-----------|----------|----------|-----------|----------|----------|-----------|-----------|------------|-------------|-------------|-------------|----------|
| 2022                | FCL Braves | .200        | 4          | 10         | 0         | 2          | 1         | 0        | 0        | 2         | 0        | 0        | 2         | 0         | 2          | 1-1         | .333        | .300        | 0        |
|                     | Augusta    | .232        | 23         | 82         | 12        | 19         | 4         | 0        | 1        | 14        | 0        | 1        | 3         | 7         | 21         | 0-0         | .312        | .317        | 1        |
| 2023                | Augusta    | .310        | 77         | 284        | 47        | 88         | 16        | 2        | 3        | 32        | 0        | 1        | 11        | 29        | 44         | 6-4         | .394        | .412        | 3        |
|                     | Rome       | .233        | 41         | 150        | 18        | 35         | 6         | 1        | 1        | 11        | 0        | 0        | 7         | 9         | 35         | 3-0         | .307        | .307        | 1        |
| <b>Minor Totals</b> |            | <b>.274</b> | <b>145</b> | <b>526</b> | <b>77</b> | <b>144</b> | <b>27</b> | <b>3</b> | <b>5</b> | <b>59</b> | <b>0</b> | <b>2</b> | <b>23</b> | <b>45</b> | <b>102</b> | <b>10-5</b> | <b>.356</b> | <b>.365</b> | <b>5</b> |

**JOHNSON, JARED** *RIGHT-HANDED PITCHER*

**Bats:** R                      **Throws:** R                      **Height:** 6-3                      **Weight:** 200  
**Born:** 3/17/01 in Smithville, MS                      **Resides:** Fulton, MS  
**School:** Smithville (MS) HS  
**Obtained:** Selected by the Braves in the 14th round of the 2019 First-Year Player Draft

| Year                | Club       | W-L         | ERA         | G         | GS        | CG       | SHO      | SV       | IP           | H          | R         | ER        | HR        | HB       | BB        | SO         | WP        | BK       |
|---------------------|------------|-------------|-------------|-----------|-----------|----------|----------|----------|--------------|------------|-----------|-----------|-----------|----------|-----------|------------|-----------|----------|
| 2019                | GCL Braves | 0-0         | 3.52        | 6         | 6         | 0        | 0        | 0        | 15.1         | 15         | 7         | 6         | 0         | 0        | 4         | 12         | 2         | 0        |
| 2021                | FCL Braves | 2-0         | 1.35        | 3         | 1         | 0        | 0        | 0        | 13.1         | 7          | 2         | 2         | 1         | 0        | 4         | 19         | 1         | 0        |
|                     | Augusta    | 0-6         | 7.11        | 12        | 12        | 0        | 0        | 0        | 38.0         | 42         | 35        | 30        | 8         | 0        | 28        | 50         | 6         | 1        |
| 2022                |            |             |             |           |           |          |          |          | Did Not Play |            |           |           |           |          |           |            |           |          |
| 2023                | Augusta    | 2-3         | 4.24        | 18        | 9         | 0        | 0        | 1        | 51.0         | 41         | 26        | 24        | 7         | 0        | 40        | 72         | 3         | 0        |
|                     | Rome       | 1-1         | 2.63        | 10        | 0         | 0        | 0        | 3        | 13.2         | 7          | 6         | 4         | 1         | 0        | 6         | 11         | 1         | 0        |
| <b>Minor Totals</b> |            | <b>5-10</b> | <b>4.52</b> | <b>49</b> | <b>28</b> | <b>0</b> | <b>0</b> | <b>4</b> | <b>131.1</b> | <b>112</b> | <b>76</b> | <b>66</b> | <b>17</b> | <b>0</b> | <b>82</b> | <b>164</b> | <b>13</b> | <b>1</b> |

**JOSEPH, ELISON** *RIGHT-HANDED PITCHER*

**Bats:** R                      **Throws:** R                      **Height:** 6-0                      **Weight:** 200  
**Born:** 1/24/01 in San Pedro De Macoris, DR                      **Resides:** San Pedro De Macoris, DR  
**Obtained:** Signed by the Braves as a non-drafted free agent on November 22, 2019  
**Signed By:** Raymond Nunez

| Year                | Club       | W-L        | ERA         | G         | GS       | CG       | SHO      | SV        | IP           | H         | R         | ER        | HR        | HB       | BB        | SO         | WP        | BK       |
|---------------------|------------|------------|-------------|-----------|----------|----------|----------|-----------|--------------|-----------|-----------|-----------|-----------|----------|-----------|------------|-----------|----------|
| 2021                | FCL Braves | 0-3        | 2.73        | 16        | 0        | 0        | 0        | 2         | 26.1         | 19        | 10        | 8         | 2         | 2        | 18        | 30         | 6         | 1        |
| 2022                | FCL Braves | 3-0        | 5.87        | 14        | 0        | 0        | 0        | 5         | 15.1         | 14        | 10        | 10        | 2         | 1        | 8         | 20         | 4         | 0        |
|                     | Augusta    | 3-2        | 3.32        | 14        | 0        | 0        | 0        | 0         | 19.0         | 15        | 9         | 7         | 0         | 1        | 20        | 24         | 7         | 0        |
| 2023                | Augusta    | 3-2        | 5.72        | 38        | 0        | 0        | 0        | 10        | 45.2         | 40        | 35        | 29        | 7         | 5        | 31        | 66         | 15        | 0        |
| <b>Minor Totals</b> |            | <b>9-7</b> | <b>4.57</b> | <b>82</b> | <b>0</b> | <b>0</b> | <b>0</b> | <b>17</b> | <b>106.1</b> | <b>88</b> | <b>64</b> | <b>54</b> | <b>11</b> | <b>9</b> | <b>77</b> | <b>140</b> | <b>32</b> | <b>1</b> |

**JUAN, JORGE** *RIGHT-HANDED PITCHER*

**Bats:** R                      **Throws:** R                      **Height:** 6-8                      **Weight:** 259  
**Born:** 3/6/99 in Payita, DR                      **Resides:** Payita, DR  
**Obtained:** Signed by the Braves as a minor league free agent on December 5, 2023

| Year                | Club            | W-L         | ERA         | G         | GS        | CG       | SHO      | SV       | IP           | H          | R          | ER        | HR        | HB        | BB         | SO         | WP        | BK       |
|---------------------|-----------------|-------------|-------------|-----------|-----------|----------|----------|----------|--------------|------------|------------|-----------|-----------|-----------|------------|------------|-----------|----------|
| 2018                | Athletics       | 0-5         | 2.51        | 15        | 6         | 0        | 0        | 0        | 43.0         | 32         | 18         | 12        | 0         | 11        | 24         | 48         | 13        | 0        |
| 2019                | Athletics Green | 1-5         | 7.29        | 13        | 6         | 0        | 0        | 0        | 33.1         | 32         | 34         | 27        | 1         | 5         | 33         | 36         | 14        | 1        |
| 2021                | Stockton        | 1-1         | 3.86        | 6         | 4         | 0        | 0        | 0        | 21.0         | 15         | 10         | 9         | 2         | 1         | 7          | 31         | 7         | 0        |
|                     | Lansing         | 0-2         | 11.12       | 2         | 2         | 0        | 0        | 0        | 5.2          | 7          | 7          | 7         | 2         | 0         | 6          | 9          | 1         | 2        |
| 2022                | Athletics       | 1-0         | 0.00        | 2         | 0         | 0        | 0        | 0        | 4.0          | 1          | 0          | 0         | 0         | 1         | 1          | 8          | 0         | 1        |
|                     | Lansing         | 0-0         | 4.86        | 6         | 4         | 0        | 0        | 0        | 16.2         | 10         | 9          | 9         | 3         | 2         | 8          | 20         | 1         | 1        |
| 2023                | Lansing         | 1-0         | 0.63        | 9         | 0         | 0        | 0        | 2        | 14.1         | 7          | 2          | 1         | 0         | 0         | 10         | 28         | 3         | 2        |
|                     | Midland         | 1-4         | 5.66        | 26        | 0         | 0        | 0        | 1        | 35.0         | 29         | 23         | 22        | 3         | 6         | 34         | 37         | 9         | 1        |
| <b>Minor Totals</b> |                 | <b>5-17</b> | <b>4.53</b> | <b>79</b> | <b>22</b> | <b>0</b> | <b>0</b> | <b>3</b> | <b>173.0</b> | <b>133</b> | <b>103</b> | <b>87</b> | <b>11</b> | <b>26</b> | <b>123</b> | <b>217</b> | <b>48</b> | <b>8</b> |

**KECK, ANDREW** CATCHER

**Bats:** R                      **Throws:** R                      **Height:** 6-3                      **Weight:** 225  
**Born:** 12/12/99 in St. Louis, MO                      **Resides:** St. Louis, MO  
**School:** Missouri State

**Obtained:** Selected by the Braves in the 10th round of the 2022 First-Year Player Draft.

| Year                | Club       | AVG         | G         | AB         | R         | H         | 2B       | 3B       | HR       | RBI       | SH       | SF       | HP       | BB        | SO        | SB-CS      | OBP         | SLG         | E        |
|---------------------|------------|-------------|-----------|------------|-----------|-----------|----------|----------|----------|-----------|----------|----------|----------|-----------|-----------|------------|-------------|-------------|----------|
| 2022                | FCL Braves | .200        | 4         | 10         | 0         | 2         | 0        | 0        | 0        | 1         | 0        | 0        | 0        | 1         | 4         | 0-0        | .273        | .200        | 0        |
|                     | Augusta    | .267        | 4         | 15         | 1         | 4         | 0        | 0        | 0        | 2         | 0        | 0        | 0        | 1         | 1         | 1-0        | .313        | .267        | 0        |
| 2023                | Augusta    | .202        | 35        | 94         | 13        | 19        | 4        | 0        | 2        | 8         | 0        | 1        | 8        | 19        | 30        | 4-0        | .377        | .309        | 1        |
|                     | Rome       | .125        | 8         | 24         | 2         | 3         | 0        | 0        | 0        | 0         | 0        | 0        | 1        | 3         | 11        | 3-0        | .250        | .125        | 0        |
| <b>Minor Totals</b> |            | <b>.196</b> | <b>51</b> | <b>143</b> | <b>16</b> | <b>28</b> | <b>4</b> | <b>0</b> | <b>2</b> | <b>11</b> | <b>0</b> | <b>1</b> | <b>9</b> | <b>24</b> | <b>46</b> | <b>8-0</b> | <b>.345</b> | <b>.266</b> | <b>1</b> |

**KELLER, SETH** RIGHT-HANDED PITCHER

**Bats:** R                      **Throws:** R                      **Height:** 5-10                      **Weight:** 180  
**Born:** 5/26/04 in Richmond, VA                      **Resides:** Mechanicsville, VA  
**School:** Hanover HS (VA)

**Obtained:** Selected by the Braves in the sixth round of the 2022 First-Year Player Draft.

| Year                | Club       | W-L        | ERA         | G         | GS       | CG       | SHO      | SV       | IP          | H         | R         | ER        | HR       | HB        | BB        | SO        | WP       | BK       |
|---------------------|------------|------------|-------------|-----------|----------|----------|----------|----------|-------------|-----------|-----------|-----------|----------|-----------|-----------|-----------|----------|----------|
| 2022                | FCL Braves | 0-0        | 18.00       | 2         | 1        | 0        | 0        | 0        | 2.0         | 0         | 4         | 4         | 0        | 1         | 5         | 1         | 0        | 0        |
| 2023                | Augusta    | 2-4        | 6.26        | 16        | 7        | 0        | 0        | 0        | 46.0        | 44        | 33        | 32        | 1        | 15        | 27        | 32        | 7        | 1        |
| <b>Minor Totals</b> |            | <b>2-4</b> | <b>6.75</b> | <b>18</b> | <b>8</b> | <b>0</b> | <b>0</b> | <b>0</b> | <b>48.0</b> | <b>44</b> | <b>37</b> | <b>36</b> | <b>1</b> | <b>16</b> | <b>32</b> | <b>33</b> | <b>7</b> | <b>1</b> |

**KERN, KADE** OUTFIELDER

**Bats:** R                      **Throws:** R                      **Height:** 6-0                      **Weight:** 200  
**Born:** 9/18/01 in Bryan, OH                      **Resides:** Archbold, OH  
**School:** Ohio State

**Obtained:** Selected by the Braves in the 17th round of the 2023 First-Year Player Draft

| Year                | Club       | AVG         | G         | AB         | R         | H         | 2B       | 3B       | HR       | RBI       | SH       | SF       | HP       | BB        | SO        | SB-CS       | OBP         | SLG         | E        |
|---------------------|------------|-------------|-----------|------------|-----------|-----------|----------|----------|----------|-----------|----------|----------|----------|-----------|-----------|-------------|-------------|-------------|----------|
| 2023                | FCL Braves | .200        | 6         | 15         | 4         | 3         | 1        | 1        | 0        | 5         | 0        | 0        | 1        | 1         | 2         | 4-1         | .294        | .400        | 0        |
|                     | FCL Braves | .310        | 11        | 29         | 7         | 9         | 1        | 0        | 1        | 5         | 0        | 2        | 0        | 6         | 6         | 1-0         | .405        | .448        | 2        |
| <b>Minor Totals</b> |            | <b>.236</b> | <b>33</b> | <b>106</b> | <b>17</b> | <b>25</b> | <b>4</b> | <b>1</b> | <b>3</b> | <b>20</b> | <b>0</b> | <b>0</b> | <b>1</b> | <b>14</b> | <b>33</b> | <b>11-4</b> | <b>.331</b> | <b>.377</b> | <b>1</b> |

**KILPATRICK, KEVIN** OUTFIELDER

**Bats:** R                      **Throws:** R                      **Height:** 6-0                      **Weight:** 190  
**Born:** 11/25/00 in Stone Mountain, GA                      **Resides:** Stockbridge, GA  
**School:** College of Central Florida

**Obtained:** Selected by the Braves in the 17th round of the 2022 First-Year Player Draft.

| Year                | Club       | AVG         | G          | AB         | R         | H          | 2B        | 3B       | HR       | RBI       | SH       | SF       | HP        | BB        | SO         | SB-CS       | OBP         | SLG         | E        |
|---------------------|------------|-------------|------------|------------|-----------|------------|-----------|----------|----------|-----------|----------|----------|-----------|-----------|------------|-------------|-------------|-------------|----------|
| 2022                | FCL Braves | .320        | 10         | 25         | 3         | 8          | 2         | 0        | 0        | 0         | 0        | 0        | 0         | 4         | 7          | 3-0         | .414        | .400        | 0        |
|                     | Augusta    | .287        | 21         | 87         | 16        | 25         | 7         | 1        | 1        | 10        | 0        | 0        | 2         | 7         | 21         | 7-1         | .354        | .425        | 0        |
| 2023                | Rome       | .226        | 120        | 469        | 75        | 106        | 21        | 7        | 5        | 30        | 1        | 4        | 9         | 68        | 140        | 32-5        | .333        | .333        | 6        |
| <b>Minor Totals</b> |            | <b>.239</b> | <b>152</b> | <b>581</b> | <b>94</b> | <b>139</b> | <b>30</b> | <b>8</b> | <b>6</b> | <b>40</b> | <b>1</b> | <b>4</b> | <b>11</b> | <b>79</b> | <b>168</b> | <b>42-6</b> | <b>.339</b> | <b>.349</b> | <b>6</b> |

**KINGHAM, NOLAN** RIGHT-HANDED PITCHER

**Bats:** R                      **Throws:** R                      **Height:** 6-4                      **Weight:** 200  
**Born:** 8/18/96 in Las Vegas, NV                      **Resides:** Las Vegas, NV  
**School:** Texas

**Obtained:** Selected by the Braves in the 12th round of the 2018 First-Year Player Draft

| Year                | Club        | W-L          | ERA         | G          | GS        | CG       | SHO      | SV       | IP           | H          | R          | ER         | HR        | HB        | BB         | SO         | WP        | BK       |
|---------------------|-------------|--------------|-------------|------------|-----------|----------|----------|----------|--------------|------------|------------|------------|-----------|-----------|------------|------------|-----------|----------|
| 2018                | Danville    | 2-0          | 4.56        | 11         | 3         | 0        | 0        | 1        | 23.2         | 27         | 12         | 12         | 2         | 1         | 7          | 18         | 8         | 1        |
| 2019                | Rome        | 1-1          | 0.56        | 3          | 3         | 0        | 0        | 0        | 16           | 12         | 2          | 1          | 0         | 1         | 7          | 0          | 0         |          |
|                     | Florida     | 4-8          | 4.43        | 18         | 18        | 3        | 3        | 0        | 113.2        | 120        | 63         | 56         | 6         | 3         | 25         | 84         | 7         | 1        |
|                     | Mississippi | 2-3          | 3.79        | 6          | 6         | 1        | 0        | 0        | 35.2         | 32         | 15         | 15         | 5         | 1         | 10         | 25         | 0         | 0        |
| 2021                | Mississippi | 6-1          | 2.08        | 12         | 10        | 0        | 0        | 2        | 65           | 54         | 15         | 15         | 3         | 0         | 10         | 43         | 2         | 0        |
|                     | Gwinnett    | 0-5          | 10.13       | 7          | 6         | 0        | 0        | 0        | 29.1         | 46         | 33         | 33         | 9         | 2         | 14         | 20         | 0         | 0        |
| 2022                | Mississippi | 1-4          | 5.54        | 5          | 5         | 0        | 0        | 0        | 26.0         | 38         | 17         | 16         | 4         | 0         | 5          | 18         | 0         | 1        |
|                     | Gwinnett    | 4-3          | 4.29        | 27         | 14        | 0        | 0        | 0        | 71.1         | 70         | 37         | 34         | 10        | 4         | 12         | 55         | 6         | 0        |
| 2023                | Mississippi | 4-2          | 4.11        | 7          | 6         | 0        | 0        | 0        | 35.0         | 38         | 18         | 16         | 1         | 2         | 12         | 22         | 1         | 2        |
|                     | Gwinnett    | 0-4          | 4.56        | 20         | 7         | 0        | 0        | 0        | 51.1         | 55         | 29         | 26         | 6         | 2         | 25         | 41         | 2         | 1        |
| <b>Minor Totals</b> |             | <b>24-31</b> | <b>4.32</b> | <b>116</b> | <b>78</b> | <b>4</b> | <b>3</b> | <b>3</b> | <b>467.0</b> | <b>492</b> | <b>241</b> | <b>224</b> | <b>46</b> | <b>16</b> | <b>121</b> | <b>333</b> | <b>26</b> | <b>6</b> |

**KING, WILL** CATCHER

**Bats:** R                      **Throws:** R                      **Height:** 5-9                      **Weight:** 190  
**Born:** 9/2/03 in Englewood, NJ                      **Resides:** Bradenton, FL  
**School:** Eastern Kentucky  
**Obtained:** Selected by the Braves in the 20th round of the 2023 First-Year Player Draft

| Year | Club    | AVG  | G  | AB | R  | H  | 2B | 3B | HR | RBI | SH | SF | HP | BB | SO | SB-CS | OBP  | SLG  | E |
|------|---------|------|----|----|----|----|----|----|----|-----|----|----|----|----|----|-------|------|------|---|
| 2023 | Augusta | .242 | 27 | 91 | 13 | 22 | 3  | 0  | 3  | 15  | 0  | 0  | 0  | 13 | 31 | 7-3   | .337 | .374 | 1 |

**KUEHLER, CADE** RIGHT-HANDED PITCHER

**Bats:** R                      **Throws:** R                      **Height:** 6-1                      **Weight:** 205  
**Born:** 5/24/02 in Matthews, NC                      **Resides:** Ponce Inlet, FL  
**School:** Campbell University (NC)  
**Obtained:** Selected by the Braves in the second round of the 2023 First-Year Player Draft

| Year | Club    | W-L | ERA  | G | GS | CG | SHO | SV | IP  | H | R | ER | HR | HB | BB | SO | WP | BK |
|------|---------|-----|------|---|----|----|-----|----|-----|---|---|----|----|----|----|----|----|----|
| 2023 | Augusta | 0-0 | 0.00 | 2 | 2  | 0  | 0   | 0  | 7.0 | 1 | 0 | 0  | 0  | 0  | 4  | 8  | 0  | 0  |

**LARA, JHANCARLOS** RIGHT-HANDED PITCHER

**Bats:** R                      **Throws:** R                      **Height:** 6-3                      **Weight:** 190  
**Born:** 1/15/03 in San Cristobal, DR                      **Resides:** San Cristobal, DR  
**Obtained:** Signed by the Braves as a non-drafted free agent on June 7, 2021

| Year                | Club       | W-L        | ERA         | G         | GS        | CG       | SHO      | SV       | IP           | H         | R         | ER        | HR       | HB       | BB        | SO         | WP        | BK        |
|---------------------|------------|------------|-------------|-----------|-----------|----------|----------|----------|--------------|-----------|-----------|-----------|----------|----------|-----------|------------|-----------|-----------|
| 2022                | FCL Braves | 1-1        | 1.78        | 10        | 9         | 0        | 0        | 0        | 30.1         | 20        | 9         | 6         | 0        | 0        | 26        | 38         | 10        | 0         |
| 2023                | Augusta    | 4-7        | 4.00        | 18        | 13        | 0        | 0        | 0        | 72.0         | 55        | 40        | 32        | 4        | 4        | 38        | 96         | 11        | 9         |
|                     | Rome       | 0-1        | 4.82        | 2         | 2         | 0        | 0        | 0        | 9.1          | 5         | 6         | 5         | 2        | 1        | 4         | 18         | 0         | 1         |
| <b>Minor Totals</b> |            | <b>5-9</b> | <b>3.47</b> | <b>30</b> | <b>24</b> | <b>0</b> | <b>0</b> | <b>0</b> | <b>111.2</b> | <b>80</b> | <b>55</b> | <b>43</b> | <b>6</b> | <b>5</b> | <b>68</b> | <b>152</b> | <b>21</b> | <b>10</b> |

**LOGUE, ZACH** LEFT-HANDED PITCHER

**Bats:** L                      **Throws:** l                      **Height:** 6-0                      **Weight:** 192  
**Born:** 4/23/96 in Cincinnati, OH                      **Resides:** Jeffersonville, IN  
**School:** Kentucky  
**Obtained:** Signed by the Braves as a minor league free agent on December 8, 2023

| Year                | Club          | W-L          | ERA         | G          | GS         | CG       | SHO      | SV       | IP           | H          | R          | ER         | HR        | HB        | BB         | SO         | WP        | BK       |
|---------------------|---------------|--------------|-------------|------------|------------|----------|----------|----------|--------------|------------|------------|------------|-----------|-----------|------------|------------|-----------|----------|
| 2017                | Bluefield     | 1-0          | 0.00        | 3          | 2          | 0        | 0        | 0        | 5.0          | 2          | 0          | 0          | 0         | 0         | 5          | 0          | 0         |          |
|                     | Vancouver     | 3-1          | 1.75        | 9          | 4          | 0        | 0        | 0        | 25.2         | 19         | 6          | 5          | 0         | 0         | 6          | 28         | 4         | 2        |
| 2018                | Lansing       | 3-1          | 2.67        | 9          | 9          | 1        | 0        | 0        | 54.0         | 50         | 18         | 16         | 8         | 1         | 11         | 44         | 0         | 0        |
|                     | Dunedin       | 9-3          | 3.41        | 18         | 16         | 0        | 0        | 0        | 100.1        | 102        | 41         | 38         | 8         | 5         | 23         | 85         | 4         | 0        |
| 2019                | New Hampshire | 3-7          | 4.10        | 19         | 18         | 0        | 0        | 0        | 101.0        | 95         | 48         | 46         | 15        | 4         | 32         | 79         | 3         | 0        |
|                     | Buffalo       | 1-0          | 5.40        | 1          | 0          | 0        | 0        | 0        | 3.1          | 5          | 2          | 2          | 0         | 1         | 4          | 4          | 0         | 0        |
| 2021                | New Hampshire | 3-1          | 4.54        | 7          | 7          | 0        | 0        | 0        | 35.2         | 33         | 18         | 18         | 6         | 1         | 7          | 51         | 0         | 1        |
|                     | Buffalo       | 9-3          | 3.32        | 18         | 17         | 0        | 0        | 0        | 89.1         | 79         | 39         | 33         | 9         | 9         | 20         | 93         | 2         | 0        |
| 2022                | Las Vegas     | 3-6          | 8.12        | 17         | 17         | 0        | 0        | 0        | 78.2         | 119        | 74         | 71         | 25        | 7         | 38         | 59         | 2         | 0        |
|                     | OAKLAND       | 3-8          | 6.79        | 14         | 10         | 0        | 0        | 0        | 57.0         | 68         | 44         | 43         | 13        | 2         | 20         | 42         | 0         | 0        |
| 2023                | Toledo        | 3-10         | 6.58        | 27         | 21         | 0        | 0        | 0        | 90.1         | 113        | 70         | 66         | 20        | 4         | 44         | 85         | 7         | 0        |
|                     | DETROIT       | 0-0          | 7.36        | 3          | 0          | 0        | 0        | 0        | 11.0         | 13         | 9          | 9          | 3         | 0         | 2          | 10         | 0         | 0        |
| <b>Major Totals</b> |               | <b>3-8</b>   | <b>6.88</b> | <b>17</b>  | <b>10</b>  | <b>0</b> | <b>0</b> | <b>0</b> | <b>68.0</b>  | <b>81</b>  | <b>53</b>  | <b>52</b>  | <b>16</b> | <b>2</b>  | <b>22</b>  | <b>52</b>  | <b>0</b>  | <b>0</b> |
| <b>Minor Totals</b> |               | <b>38-32</b> | <b>4.55</b> | <b>128</b> | <b>111</b> | <b>1</b> | <b>0</b> | <b>0</b> | <b>583.1</b> | <b>617</b> | <b>316</b> | <b>295</b> | <b>91</b> | <b>32</b> | <b>185</b> | <b>533</b> | <b>22</b> | <b>3</b> |

**LONG, JUSTIN** RIGHT-HANDED PITCHER

**Bats:** R                      **Throws:** R                      **Height:** 6-1                      **Weight:** 200  
**Born:** 3/4/02 in Short Hills, NJ                      **Resides:** Kingwood, TX  
**School:** Rice University (TX)  
**Obtained:** Selected by the Braves in the seventh round of the 2023 First-Year Player Draft

| Year | Club       | W-L | ERA   | G | GS | CG | SHO | SV | IP  | H | R | ER | HR | HB | BB | SO | WP | BK |
|------|------------|-----|-------|---|----|----|-----|----|-----|---|---|----|----|----|----|----|----|----|
| 2023 | FCL Braves | 0-0 | 54.00 | 1 | 0  | 0  | 0   | 0  | 0.1 | 1 | 2 | 2  | 0  | 1  | 1  | 1  | 1  | 0  |

**MAGEE, CAMERON** *OUTFIELDER*

**Bats:** L                      **Throws:** R                      **Height:** 6-2                      **Weight:** 186  
**Born:** 6/1/02 in Anaheim, CA                      **Resides:** Tempe, AZ  
**School:** Washington State  
**Obtained:** Selected by the Braves in the 18th round of the 2023 First-Year Player Draft

| Year | Club                | AVG         | G         | AB         | R         | H         | 2B       | 3B       | HR       | RBI       | SH       | SF       | HP       | BB        | SO        | SB-CS       | OBP         | SLG         | E        |
|------|---------------------|-------------|-----------|------------|-----------|-----------|----------|----------|----------|-----------|----------|----------|----------|-----------|-----------|-------------|-------------|-------------|----------|
| 2023 | FCL Braves          | .286        | 6         | 14         | 6         | 4         | 0        | 0        | 0        | 0         | 0        | 0        | 0        | 5         | 3         | 4-0         | .474        | .286        | 0        |
|      | Augusta             | .184        | 30        | 114        | 18        | 21        | 6        | 0        | 2        | 14        | 0        | 1        | 4        | 10        | 39        | 11-3        | .271        | .290        | 5        |
|      | <b>Minor Totals</b> | <b>.195</b> | <b>36</b> | <b>128</b> | <b>24</b> | <b>25</b> | <b>6</b> | <b>0</b> | <b>2</b> | <b>14</b> | <b>0</b> | <b>1</b> | <b>4</b> | <b>15</b> | <b>42</b> | <b>15-3</b> | <b>.297</b> | <b>.289</b> | <b>5</b> |

**MAIER, ADAM** *RIGHT-HANDED PITCHER*

**Bats:** R                      **Throws:** R                      **Height:** 6-1                      **Weight:** 205  
**Born:** 11/26/01 in Vancouver, BC                      **Resides:** Vancouver, BC  
**School:** Oregon  
**Obtained:** Selected by the Braves in the seventh round of the 2022 First-Year Player Draft.

| Year                               | Club | W-L | ERA | G | GS | CG | SHO | SV | IP | H | R | ER | HR | HB | BB | SO | WP | BK |
|------------------------------------|------|-----|-----|---|----|----|-----|----|----|---|---|----|----|----|----|----|----|----|
| Did not pitch in 2023 (UCL strain) |      |     |     |   |    |    |     |    |    |   |   |    |    |    |    |    |    |    |

**MARCANO, JOSE** *RIGHT-HANDED PITCHER*

**Bats:** R                      **Throws:** R                      **Height:** 6-3                      **Weight:** 170  
**Born:** 1/4/05 in Cumana, VZ                      **Resides:** Cumana, VZ  
**Obtained:** Signed by the Braves as a non-drafted free agent on January 17, 2023

| Year | Club       | W-L | ERA  | G  | GS | CG | SHO | SV | IP   | H  | R  | ER | HR | HB | BB | SO | WP | BK |
|------|------------|-----|------|----|----|----|-----|----|------|----|----|----|----|----|----|----|----|----|
| 2023 | DSL Braves | 0-3 | 3.33 | 16 | 0  | 0  | 0   | 6  | 24.1 | 15 | 13 | 9  | 1  | 2  | 6  | 22 | 2  | 0  |

**MARIA, MAXIMO** *OUTFIELDER*

**Bats:** R                      **Throws:** R                      **Height:** 6-2                      **Weight:** 185  
**Born:** 10/1/04 in Pimentel, Dominican Republic                      **Resides:** Pimentel, Dominican Republic  
**Obtained:** Signed by the Braves as a non-drafted free agent on January 15, 2022

| Year | Club                | AVG         | G         | AB         | R         | H         | 2B       | 3B       | HR       | RBI       | SH       | SF       | HP       | BB        | SO        | SB-CS       | OBP         | SLG         | E        |
|------|---------------------|-------------|-----------|------------|-----------|-----------|----------|----------|----------|-----------|----------|----------|----------|-----------|-----------|-------------|-------------|-------------|----------|
| 2022 | DSL Braves          | .201        | 51        | 139        | 28        | 28        | 6        | 1        | 4        | 14        | 1        | 0        | 6        | 34        | 58        | 12-4        | .380        | .345        | 3        |
| 2023 | DSL Braves          | .140        | 19        | 50         | 4         | 7         | 1        | 0        | 1        | 6         | 0        | 1        | 1        | 6         | 32        | 4-0         | .241        | .220        | 3        |
|      | <b>Minor Totals</b> | <b>.185</b> | <b>70</b> | <b>189</b> | <b>32</b> | <b>35</b> | <b>7</b> | <b>1</b> | <b>5</b> | <b>20</b> | <b>1</b> | <b>1</b> | <b>7</b> | <b>40</b> | <b>90</b> | <b>16-4</b> | <b>.346</b> | <b>.312</b> | <b>5</b> |

**MARINE, YANSEL** *LEFT-HANDED PITCHER*

**Bats:** L                      **Throws:** L                      **Height:** 6-2                      **Weight:** 160  
**Born:** 6/11/05 in Santiago de los Caballeros, DR                      **Resides:** Santiago de los Caballeros, DR  
**Obtained:** Signed by the Braves as a non-drafted free agent on December 14, 2022

| Year | Club       | W-L | ERA   | G  | GS | CG | SHO | SV | IP   | H  | R  | ER | HR | HB | BB | SO | WP | BK |
|------|------------|-----|-------|----|----|----|-----|----|------|----|----|----|----|----|----|----|----|----|
| 2023 | DSL Braves | 0-0 | 11.48 | 13 | 0  | 0  | 0   | 0  | 13.1 | 23 | 23 | 17 | 0  | 2  | 13 | 10 | 15 | 0  |

**MARTINEZ, ALEXANDER** *CATCHER*

**Bats:** R                      **Throws:** R                      **Height:** 5-11                      **Weight:** 170  
**Born:** 11/16/04 in Maracay, VZ                      **Resides:** Maracay, VZ  
**Obtained:** Signed by the Braves as a non-drafted free agent on January 15, 2022

| Year | Club                | AVG         | G         | AB         | R         | H         | 2B        | 3B       | HR       | RBI       | SH       | SF       | HP       | BB        | SO        | SB-CS      | OBP         | SLG         | E        |
|------|---------------------|-------------|-----------|------------|-----------|-----------|-----------|----------|----------|-----------|----------|----------|----------|-----------|-----------|------------|-------------|-------------|----------|
| 2022 | FCL Braves          | .244        | 43        | 164        | 21        | 40        | 9         | 0        | 2        | 26        | 0        | 0        | 0        | 12        | 33        | 2-1        | .296        | .335        | 3        |
| 2023 | DSL Braves          | .171        | 37        | 129        | 22        | 22        | 3         | 0        | 0        | 8         | 0        | 0        | 1        | 17        | 38        | 0-0        | .272        | .194        | 3        |
|      | <b>Minor Totals</b> | <b>.212</b> | <b>80</b> | <b>293</b> | <b>43</b> | <b>62</b> | <b>12</b> | <b>0</b> | <b>2</b> | <b>34</b> | <b>0</b> | <b>0</b> | <b>1</b> | <b>29</b> | <b>71</b> | <b>2-1</b> | <b>.285</b> | <b>.273</b> | <b>6</b> |

**MARTINEZ, DANIEL** *RIGHT-HANDED PITCHER*

**Bats:** L                      **Throws:** R                      **Height:** 5-11                      **Weight:** 193  
**Born:** 7/28/98 in Fontana, CA                      **Resides:** Riverside, CA  
**School:** Riverside CC (CA)  
**Obtained:** Signed by the Braves as a minor league free agent on January 28, 2023

| Year | Club      | W-L | ERA  | G  | GS | CG | SHO | SV | IP   | H  | R  | ER | HR | HB | BB | SO | WP | BK |
|------|-----------|-----|------|----|----|----|-----|----|------|----|----|----|----|----|----|----|----|----|
| 2018 | Athletics | 1-1 | 3.13 | 15 | 1  | 0  | 0   | 4  | 23.0 | 17 | 10 | 8  | 0  | 1  | 12 | 28 | 4  | 0  |
|      | Nashville | 0-0 | 3.00 | 1  | 0  | 0  | 0   | 0  | 3.0  | 2  | 1  | 1  | 1  | 0  | 0  | 1  | 0  | 0  |



**MARTINEZ CONT'D.**

| Year                | Club        | W-L          | ERA         | G         | GS        | CG       | SHO      | SV       | IP           | H          | R          | ER         | HR        | HB        | BB         | SO         | WP        | BK       |
|---------------------|-------------|--------------|-------------|-----------|-----------|----------|----------|----------|--------------|------------|------------|------------|-----------|-----------|------------|------------|-----------|----------|
| 2019                | Beloit      | 1-1          | 2.35        | 4         | 3         | 0        | 0        | 0        | 15.1         | 12         | 9          | 4          | 1         | 3         | 6          | 14         | 0         | 0        |
| 2021                | Athletics   | 0-1          | 4.50        | 2         | 0         | 0        | 0        | 0        | 4.0          | 5          | 2          | 2          | 0         | 1         | 2          | 7          | 0         | 0        |
|                     | Stockton    | 3-5          | 9.00        | 18        | 5         | 0        | 0        | 0        | 54.0         | 83         | 57         | 54         | 13        | 6         | 28         | 54         | 9         | 0        |
| 2022                | Lansing     | 1-4          | 9.00        | 30        | 1         | 0        | 0        | 0        | 39.0         | 49         | 41         | 39         | 12        | 2         | 27         | 35         | 11        | 0        |
| 2023                | Rome        | 3-5          | 3.07        | 18        | 14        | 1        | 1        | 0        | 82.0         | 74         | 37         | 28         | 8         | 9         | 18         | 79         | 3         | 0        |
|                     | Mississippi | 1-2          | 4.71        | 6         | 6         | 0        | 0        | 0        | 28.2         | 26         | 16         | 15         | 0         | 1         | 18         | 37         | 0         | 1        |
| <b>Minor Totals</b> |             | <b>10-19</b> | <b>5.46</b> | <b>94</b> | <b>30</b> | <b>1</b> | <b>1</b> | <b>4</b> | <b>249.0</b> | <b>268</b> | <b>173</b> | <b>151</b> | <b>35</b> | <b>23</b> | <b>111</b> | <b>255</b> | <b>27</b> | <b>1</b> |

**MARTINEZ, JHONNY** *RIGHT-HANDED PITCHER*

**Bats:** R                                      **Throws:** R                                      **Height:** 5-10                                      **Weight:** 172  
**Born:** 10/17/04 in Guatire, VZ                                      **Resides:** Guatire, VZ  
**Obtained:** Signed by the Braves as a non-drafted free agent on January 15, 2022

| Year                | Club       | W-L        | ERA         | G         | GS       | CG       | SHO      | SV       | IP          | H         | R         | ER        | HR       | HB       | BB        | SO        | WP       | BK       |
|---------------------|------------|------------|-------------|-----------|----------|----------|----------|----------|-------------|-----------|-----------|-----------|----------|----------|-----------|-----------|----------|----------|
| 2022                | FCL Braves | 3-2        | 4.28        | 14        | 1        | 0        | 0        | 0        | 27.1        | 23        | 24        | 13        | 0        | 4        | 24        | 32        | 4        | 1        |
| 2023                | FCL Braves | 2-0        | 5.49        | 14        | 0        | 0        | 0        | 0        | 19.2        | 16        | 15        | 12        | 0        | 2        | 21        | 12        | 4        | 0        |
| <b>Minor Totals</b> |            | <b>5-2</b> | <b>4.79</b> | <b>28</b> | <b>1</b> | <b>0</b> | <b>0</b> | <b>0</b> | <b>47.0</b> | <b>39</b> | <b>39</b> | <b>25</b> | <b>0</b> | <b>6</b> | <b>45</b> | <b>44</b> | <b>8</b> | <b>1</b> |

**MCCABE, DAVID** *INFIELDER*

**Bats:** S                                      **Throws:** R                                      **Height:** 6-4                                      **Weight:** 235  
**Born:** 3/25/00 in Oshawa, ON                                      **Resides:** Oshawa, ON  
**School:** North Carolina - Charlotte  
**Obtained:** Selected by the Braves in the fourth round of the 2022 First-Year Player Draft.

| Year                | Club       | AVG         | G          | AB         | R         | H          | 2B        | 3B       | HR        | RBI       | SH       | SF       | HP       | BB        | SO         | SB-CS       | OBP         | SLG         | E         |
|---------------------|------------|-------------|------------|------------|-----------|------------|-----------|----------|-----------|-----------|----------|----------|----------|-----------|------------|-------------|-------------|-------------|-----------|
| 2022                | FCL Braves | .000        | 2          | 6          | 1         | 0          | 0         | 0        | 0         | 0         | 0        | 0        | 0        | 1         | 0          | 0-0         | .143        | .000        | 2         |
|                     | Augusta    | .260        | 26         | 100        | 14        | 26         | 6         | 0        | 1         | 23        | 0        | 3        | 0        | 15        | 27         | 0-2         | .348        | .350        | 4         |
| 2023                | Augusta    | .267        | 42         | 146        | 26        | 39         | 7         | 1        | 8         | 25        | 0        | 2        | 1        | 27        | 47         | 1-1         | .381        | .493        | 8         |
|                     | Rome       | .281        | 81         | 292        | 37        | 82         | 16        | 0        | 9         | 50        | 0        | 3        | 0        | 53        | 66         | 9-1         | .388        | .428        | 14        |
| <b>Minor Totals</b> |            | <b>.270</b> | <b>152</b> | <b>544</b> | <b>78</b> | <b>147</b> | <b>29</b> | <b>1</b> | <b>18</b> | <b>98</b> | <b>0</b> | <b>8</b> | <b>1</b> | <b>96</b> | <b>140</b> | <b>10-4</b> | <b>.376</b> | <b>.427</b> | <b>28</b> |

**MCDONOUGH, LJ** *RIGHT-HANDED PITCHER*

**Bats:** R                                      **Throws:** R                                      **Height:** 6-4                                      **Weight:** 198  
**Born:** 4/2/00 in Lansing, MI                                      **Resides:** Blanchard, OK  
**School:** Florida Gulf Coast  
**Obtained:** Signed by the Braves as a non-drafted free agent on July 16, 2023

| Year                | Club       | W-L        | ERA         | G        | GS       | CG       | SHO      | SV       | IP         | H        | R        | ER       | HR       | HB       | BB       | SO       | WP       | BK       |
|---------------------|------------|------------|-------------|----------|----------|----------|----------|----------|------------|----------|----------|----------|----------|----------|----------|----------|----------|----------|
| 2023                | FCL Braves | 0-0        | 0.00        | 2        | 0        | 0        | 0        | 0        | 2.0        | 3        | 3        | 0        | 0        | 0        | 0        | 2        | 0        | 0        |
|                     | Augusta    | 1-2        | 6.75        | 4        | 0        | 0        | 0        | 0        | 5.1        | 6        | 6        | 4        | 0        | 1        | 5        | 6        | 0        | 0        |
| <b>Minor Totals</b> |            | <b>1-2</b> | <b>4.91</b> | <b>6</b> | <b>0</b> | <b>0</b> | <b>0</b> | <b>0</b> | <b>7.1</b> | <b>9</b> | <b>9</b> | <b>4</b> | <b>0</b> | <b>1</b> | <b>5</b> | <b>8</b> | <b>0</b> | <b>0</b> |

**McSTEEN, JAKE** *LEFT-HANDED PITCHER*

**Bats:** R                                      **Throws:** R                                      **Height:** 6-0                                      **Weight:** 195  
**Born:** 3/12/96 in Tucson, AZ                                      **Resides:** Tucson, AZ  
**School:** Nebraska  
**Obtained:** Signed by the Braves as a non-drafted free agent on May 8, 2021

| Year                | Club        | W-L         | ERA         | G         | GS        | CG       | SHO      | SV       | IP           | H          | R          | ER        | HR        | HB       | BB        | SO         | WP        | BK       |
|---------------------|-------------|-------------|-------------|-----------|-----------|----------|----------|----------|--------------|------------|------------|-----------|-----------|----------|-----------|------------|-----------|----------|
| 2021                | Augusta     | 3-0         | 1.59        | 4         | 4         | 0        | 0        | 0        | 22.2         | 21         | 5          | 4         | 1         | 0        | 6         | 22         | 0         | 2        |
|                     | Rome        | 2-5         | 4.33        | 18        | 13        | 0        | 0        | 0        | 72.2         | 83         | 49         | 35        | 12        | 2        | 20        | 69         | 4         | 0        |
| 2022                | Rome        | 5-1         | 4.90        | 37        | 3         | 0        | 0        | 3        | 60.2         | 67         | 37         | 33        | 10        | 0        | 13        | 72         | 4         | 0        |
| 2023                | Mississippi | 1-2         | 4.13        | 40        | 0         | 0        | 0        | 1        | 56.2         | 61         | 30         | 26        | 10        | 1        | 18        | 51         | 3         | 0        |
| <b>Minor Totals</b> |             | <b>11-8</b> | <b>4.15</b> | <b>99</b> | <b>20</b> | <b>0</b> | <b>0</b> | <b>4</b> | <b>212.2</b> | <b>232</b> | <b>121</b> | <b>98</b> | <b>33</b> | <b>3</b> | <b>57</b> | <b>214</b> | <b>11</b> | <b>2</b> |

**MEJIA, IAN** RIGHT-HANDED PITCHER

**Bats:** R                      **Throws:** R                      **Height:** 6-3                      **Weight:** 205  
**Born:** 1/31/00 in Nogales, AZ                      **Resides:** Sahuaritá, AZ  
**School:** New Mexico State

**Obtained:** Selected by the Braves in the 11th round of the 2022 First-Year Player Draft.

| Year                | Club       | W-L         | ERA         | G         | GS        | CG       | SHO      | SV       | IP           | H          | R         | ER        | HR        | HB       | BB        | SO         | WP       | BK       |
|---------------------|------------|-------------|-------------|-----------|-----------|----------|----------|----------|--------------|------------|-----------|-----------|-----------|----------|-----------|------------|----------|----------|
| 2022                | FCL Braves | 0-0         | 0.00        | 1         | 1         | 0        | 0        | 0        | 1.0          | 1          | 0         | 0         | 0         | 1        | 0         | 0          | 0        | 0        |
|                     | Augusta    | 0-0         | 3.00        | 2         | 2         | 0        | 0        | 0        | 6.0          | 4          | 3         | 2         | 1         | 1        | 1         | 4          | 0        | 0        |
|                     | Rome       | 0-1         | 4.66        | 3         | 3         | 0        | 0        | 0        | 9.2          | 11         | 5         | 5         | 0         | 0        | 4         | 9          | 0        | 0        |
| 2023                | Rome       | 4-11        | 4.69        | 23        | 23        | 0        | 0        | 0        | 121.0        | 121        | 71        | 63        | 16        | 5        | 28        | 110        | 7        | 3        |
| <b>Minor Totals</b> |            | <b>4-12</b> | <b>4.58</b> | <b>29</b> | <b>29</b> | <b>0</b> | <b>0</b> | <b>0</b> | <b>137.2</b> | <b>137</b> | <b>79</b> | <b>70</b> | <b>17</b> | <b>7</b> | <b>33</b> | <b>123</b> | <b>7</b> | <b>3</b> |

**MILITELLO, JUSTIN** RIGHT-HANDED PITCHER

**Bats:** R                      **Throws:** R                      **Height:** 6-1                      **Weight:** 190  
**Born:** 12/3/03 in Howell, MI                      **Resides:** Howell, MI  
**School:** Howell HS (MI)

**Obtained:** Signed by the Braves as a non-drafted free agent on August 5, 2022

| Year   | Club | W-L | ERA | G | GS | CG | SHO | SV | IP | H | R | ER | HR | HB | BB | SO | WP | BK |
|--|------|-----|-----|---|----|----|-----|----|----|---|---|----|----|----|----|----|----|----|
| Did not pitch in 2023 (recovery from Tommy John surgery) |      |     |     |   |    |    |     |    |    |   |   |    |    |    |    |    |    |    |

**MILLIGAN, CODY** INFIELDER

**Bats:** L                      **Throws:** R                      **Height:** 5-11                      **Weight:** 175  
**Born:** 12/23/98 in Denver, CO                      **Resides:** Binger, OK

**School:** Cowley County CC (KS)

**Obtained:** Selected by the Braves in the ninth round (277th overall) of the 2019 First-Year Player Draft

**Signed By:** Jon French

**2019 Review:** Played in a team-high 59 games for Rookie Advanced Danville, recording a club-best 54 hits...Finished among Appalachian League leaders in walks (1st, 44), stolen bases (5th, 12) and on-base percentage (6th, .384)...**Amateur:** With Cowley County Community College in 2019, hit .453 and recorded a school record nine triples...Was also successful on all 30 stolen base attempts.

| Year                | Club        | AVG         | G          | AB          | R          | H          | 2B        | 3B        | HR       | RBI        | SH       | SF        | HP        | BB         | SO         | SB-CS        | OBP         | SLG         | E         |
|---------------------|-------------|-------------|------------|-------------|------------|------------|-----------|-----------|----------|------------|----------|-----------|-----------|------------|------------|--------------|-------------|-------------|-----------|
| 2019                | Danville    | .252        | 59         | 214         | 37         | 54         | 7         | 0         | 1        | 12         | 0        | 2         | 3         | 44         | 54         | 12-6         | .384        | .299        | 11        |
| 2021                | Rome        | .230        | 96         | 352         | 60         | 81         | 13        | 3         | 1        | 31         | 1        | 4         | 6         | 47         | 97         | 15-11        | .328        | .293        | 15        |
| 2022                | Rome        | .329        | 55         | 210         | 55         | 69         | 17        | 3         | 1        | 15         | 0        | 1         | 2         | 49         | 46         | 7-1          | .458        | .452        | 4         |
|                     | Mississippi | .271        | 68         | 273         | 37         | 74         | 10        | 1         | 1        | 21         | 0        | 6         | 2         | 32         | 58         | 14-0         | .345        | .326        | 20        |
| 2023                | FCL Braves  | .429        | 2          | 7           | 2          | 3          | 0         | 0         | 1        | 1          | 0        | 0         | 0         | 0          | 1          | 1-0          | .429        | .857        | 0         |
|                     | Mississippi | .280        | 69         | 261         | 49         | 73         | 16        | 5         | 3        | 22         | 0        | 4         | 5         | 38         | 67         | 23-4         | .377        | .414        | 4         |
| <b>Minor Totals</b> |             | <b>.269</b> | <b>349</b> | <b>1317</b> | <b>240</b> | <b>354</b> | <b>63</b> | <b>12</b> | <b>8</b> | <b>102</b> | <b>1</b> | <b>17</b> | <b>18</b> | <b>210</b> | <b>323</b> | <b>72-22</b> | <b>.373</b> | <b>.353</b> | <b>46</b> |

**MONTEVERDE, CARLOS** OUTFIELDER

**Bats:** L                      **Throws:** L                      **Height:** 6-1                      **Weight:** 177  
**Born:** 12/10/05 in Valencia, VZ                      **Resides:** Cumana, VZ

**Obtained:** Signed by the Braves as a non-drafted free agent on January 15, 2023

| Year | Club       | AVG  | G  | AB  | R  | H  | 2B | 3B | HR | RBI | SH | SF | HP | BB | SO | SB-CS | OBP  | SLG  | E |
|------|------------|------|----|-----|----|----|----|----|----|-----|----|----|----|----|----|-------|------|------|---|
| 2023 | DSL Braves | .219 | 48 | 178 | 20 | 39 | 12 | 0  | 2  | 22  | 0  | 2  | 4  | 25 | 45 | 5-2   | .325 | .320 | 4 |

**MORTON, KADON** OUTFIELDER

**Bats:** R                      **Throws:** R                      **Height:** 6-3                      **Weight:** 190  
**Born:** 11/19/2000 in Fort Smith, AR                      **Resides:** Arlington, TX

**School:** Seguin (TX) HS

**Obtained:** Selected by the Braves in the 19th round of the 2019 First-Year Player Draft

**Signed By:** Raymond Corbett

| Year                | Club       | AVG         | G          | AB         | R          | H          | 2B        | 3B        | HR        | RBI       | SH       | SF       | HP        | BB         | SO         | SB-CS        | OBP         | SLG         | E         |
|---------------------|------------|-------------|------------|------------|------------|------------|-----------|-----------|-----------|-----------|----------|----------|-----------|------------|------------|--------------|-------------|-------------|-----------|
| 2019                | GCL Braves | .152        | 32         | 99         | 14         | 15         | 5         | 2         | 1         | 9         | 0        | 0        | 2         | 12         | 45         | 1-2          | .257        | .273        | 0         |
| 2021                | FCL Braves | .196        | 45         | 148        | 23         | 29         | 10        | 3         | 1         | 17        | 0        | 0        | 4         | 25         | 62         | 14-3         | .328        | .324        | 2         |
| 2022                | Augusta    | .227        | 107        | 352        | 57         | 80         | 11        | 4         | 12        | 47        | 0        | 2        | 6         | 56         | 139        | 12-5         | .341        | .384        | 6         |
|                     | Rome       | .188        | 5          | 16         | 1          | 3          | 0         | 0         | 1         | 4         | 0        | 0        | 0         | 1          | 6          | 0-0          | .235        | .375        | 1         |
| 2023                | Rome       | .173        | 80         | 249        | 28         | 43         | 9         | 1         | 4         | 18        | 0        | 0        | 4         | 28         | 110        | 16-1         | .267        | .265        | 10        |
| <b>Minor Totals</b> |            | <b>.197</b> | <b>270</b> | <b>864</b> | <b>123</b> | <b>170</b> | <b>35</b> | <b>10</b> | <b>19</b> | <b>95</b> | <b>0</b> | <b>2</b> | <b>16</b> | <b>122</b> | <b>362</b> | <b>43-11</b> | <b>.307</b> | <b>.326</b> | <b>14</b> |

**MUÑOZ, ROLDDY** RIGHT-HANDED PITCHER

**Bats:** R                      **Throws:** R                      **Height:** 6-2                      **Weight:** 183  
**Born:** 4/14/2000 in Santo Domingo, DR                      **Resides:** Santo Domingo, DR  
**Obtained:** Signed by the Braves as a non-drafted free agent on June 14, 2019

| Year                | Club       | W-L        | ERA         | G         | GS        | CG       | SHO      | SV       | IP           | H          | R         | ER        | HR        | HB        | BB        | SO         | WP        | BK       |
|---------------------|------------|------------|-------------|-----------|-----------|----------|----------|----------|--------------|------------|-----------|-----------|-----------|-----------|-----------|------------|-----------|----------|
| 2019                | DSL Braves | 0-1        | 6.23        | 8         | 0         | 0        | 0        | 0        | 8.2          | 8          | 6         | 6         | 0         | 2         | 7         | 9          | 5         | 0        |
| 2021                | FCL Braves | 0-0        | 1.50        | 2         | 1         | 0        | 0        | 0        | 6.0          | 1          | 1         | 1         | 0         | 2         | 1         | 8          | 2         | 0        |
|                     | Augusta    | 4-2        | 6.21        | 14        | 1         | 0        | 0        | 0        | 29.0         | 30         | 26        | 20        | 3         | 5         | 16        | 40         | 10        | 1        |
| 2022                | Augusta    | 1-3        | 5.84        | 26        | 2         | 0        | 0        | 1        | 49.1         | 61         | 39        | 32        | 5         | 5         | 17        | 65         | 8         | 0        |
|                     | Rome       | 0-0        | 6.23        | 6         | 0         | 0        | 0        | 0        | 8.2          | 10         | 6         | 6         | 3         | 0         | 7         | 14         | 1         | 0        |
| 2023                | Rome       | 4-1        | 2.29        | 20        | 7         | 0        | 0        | 0        | 59.0         | 47         | 19        | 15        | 1         | 4         | 32        | 60         | 4         | 0        |
| <b>Minor Totals</b> |            | <b>9-7</b> | <b>4.48</b> | <b>76</b> | <b>11</b> | <b>0</b> | <b>0</b> | <b>1</b> | <b>160.2</b> | <b>157</b> | <b>97</b> | <b>80</b> | <b>12</b> | <b>18</b> | <b>80</b> | <b>196</b> | <b>30</b> | <b>1</b> |

**MURPHY, OWEN** RIGHT-HANDED PITCHER

**Bats:** R                      **Throws:** R                      **Height:** 6-1                      **Weight:** 190  
**Born:** 9/27/03 in Chicago, IL                      **Resides:** Riverside, IL  
**School:** Riverside Brookfield HS (IL)  
**Obtained:** Selected by the Braves in the first round of the 2022 First-Year Player Draft.

| Year                | Club       | W-L        | ERA         | G         | GS        | CG       | SHO      | SV       | IP           | H         | R         | ER        | HR       | HB       | BB        | SO         | WP       | BK       |
|---------------------|------------|------------|-------------|-----------|-----------|----------|----------|----------|--------------|-----------|-----------|-----------|----------|----------|-----------|------------|----------|----------|
| 2022                | FCL Braves | 0-0        | 0.00        | 2         | 2         | 0        | 0        | 0        | 5.0          | 2         | 0         | 0         | 0        | 0        | 0         | 7          | 0        | 0        |
|                     | Augusta    | 0-1        | 7.71        | 3         | 3         | 0        | 0        | 0        | 7.0          | 5         | 6         | 6         | 0        | 0        | 6         | 10         | 1        | 0        |
| 2023                | Rome       | 0-1        | 4.76        | 3         | 3         | 0        | 0        | 0        | 17.0         | 21        | 10        | 9         | 1        | 0        | 4         | 16         | 0        | 0        |
| <b>Minor Totals</b> |            | <b>6-5</b> | <b>4.69</b> | <b>26</b> | <b>26</b> | <b>0</b> | <b>0</b> | <b>0</b> | <b>101.2</b> | <b>90</b> | <b>59</b> | <b>53</b> | <b>9</b> | <b>3</b> | <b>38</b> | <b>130</b> | <b>9</b> | <b>6</b> |

**NIAZDA, ROIBER** INFIELDER

**Bats:** R                      **Throws:** R                      **Height:** 6-0                      **Weight:** 175  
**Born:** 12/23/04 in Barquisimeto, VZ                      **Resides:** Quibor, VZ  
**Obtained:** Signed by the Braves as a non-drafted free agent on January 17, 2023

| Year | Club | AVG | G    | AB | R | H | 2B | 3B | HR   | RBI | SH | SF | HP | BB | SO | SB-CS | OBP | SLG | E |
|------|------|-----|------|----|---|---|----|----|------|-----|----|----|----|----|----|-------|-----|-----|---|
| 2023 | Rome | 0-1 | 4.76 | 3  | 3 | 0 | 0  | 0  | 17.0 | 21  | 10 | 9  | 1  | 0  | 4  | 16    | 0   | 0   | 6 |

**NIEBLAS, ANGEL** INFIELDER

**Bats:** R                      **Throws:** R                      **Height:** 5-8                      **Weight:** 170  
**Born:** 9/4/05 in Hermosillo, MX                      **Resides:** Hermosillo, MX  
**Obtained:** Signed by the Braves as a non-drafted free agent on January 19, 2023

| Year | Club       | AVG  | G  | AB  | R  | H  | 2B | 3B | HR | RBI | SH | SF | HP | BB | SO | SB-CS | OBP  | SLG  | E |
|------|------------|------|----|-----|----|----|----|----|----|-----|----|----|----|----|----|-------|------|------|---|
| 2023 | DSL Braves | .256 | 41 | 133 | 19 | 34 | 5  | 2  | 1  | 9   | 0  | 0  | 4  | 13 | 28 | 8-2   | .340 | .346 | 6 |

**NIEKRO, JJ** RIGHT-HANDED PITCHER

**Bats:** L                      **Throws:** R                      **Height:** 6-0                      **Weight:** 210  
**Born:** 1/28/98 in Brandon, FL                      **Resides:** Plant City, FL  
**School:** Florida Southern College  
**Obtained:** Signed by the Braves as a non-drafted free agent on July 22, 2021

| Year                | Club       | W-L         | ERA         | G         | GS        | CG       | SHO      | SV       | IP           | H          | R          | ER        | HR        | HB       | BB        | SO         | WP        | BK       |
|---------------------|------------|-------------|-------------|-----------|-----------|----------|----------|----------|--------------|------------|------------|-----------|-----------|----------|-----------|------------|-----------|----------|
| 2021                | FCL Braves | 2-0         | 2.76        | 10        | 0         | 0        | 0        | 0        | 16.1         | 18         | 16         | 5         | 0         | 0        | 9         | 23         | 3         | 1        |
| 2022                | Augusta    | 7-1         | 2.09        | 15        | 8         | 0        | 0        | 0        | 73.1         | 58         | 19         | 17        | 6         | 1        | 17        | 77         | 4         | 1        |
|                     | Rome       | 3-2         | 4.88        | 9         | 9         | 0        | 0        | 0        | 48.0         | 52         | 28         | 26        | 5         | 1        | 16        | 37         | 5         | 0        |
| 2023                | Augusta    | 6-3         | 4.71        | 18        | 18        | 0        | 0        | 0        | 72.2         | 62         | 43         | 38        | 8         | 3        | 28        | 97         | 8         | 6        |
| <b>Minor Totals</b> |            | <b>16-7</b> | <b>3.81</b> | <b>65</b> | <b>24</b> | <b>0</b> | <b>0</b> | <b>0</b> | <b>222.1</b> | <b>221</b> | <b>115</b> | <b>94</b> | <b>22</b> | <b>6</b> | <b>78</b> | <b>212</b> | <b>21</b> | <b>2</b> |

**OGANS, KESHAWN** INFIELDER

**Bats:** R                      **Throws:** R                      **Height:** 5-10                      **Weight:** 178  
**Born:** 8/26/01 in San Francisco, CA                      **Resides:** San Mateo, CA  
**School:** California Berkeley  
**Obtained:** Selected by the Braves in the 20th round of the 2022 First-Year Player Draft.

| Year                | Club       | AVG         | G          | AB         | R         | H          | 2B        | 3B       | HR        | RBI       | SH       | SF       | HP        | BB        | SO         | SB-CS       | OBP         | SLG         | E         |
|---------------------|------------|-------------|------------|------------|-----------|------------|-----------|----------|-----------|-----------|----------|----------|-----------|-----------|------------|-------------|-------------|-------------|-----------|
| 2022                | FCL Braves | .143        | 3          | 7          | 2         | 1          | 0         | 0        | 0         | 0         | 0        | 0        | 1         | 4         | 0-0        | .250        | .143        | 1           |           |
|                     | Augusta    | .286        | 18         | 77         | 13        | 22         | 2         | 0        | 1         | 9         | 0        | 1        | 5         | 5         | 12         | 9-0         | .364        | .351        | 2         |
|                     | Rome       | .167        | 7          | 24         | 3         | 4          | 1         | 0        | 0         | 1         | 0        | 1        | 0         | 3         | 7          | 0-0         | .250        | .208        | 0         |
| 2023                | Rome       | .266        | 113        | 388        | 43        | 103        | 22        | 1        | 9         | 67        | 1        | 5        | 14        | 46        | 87         | 10-8        | .360        | .397        | 14        |
| <b>Minor Totals</b> |            | <b>.262</b> | <b>142</b> | <b>496</b> | <b>61</b> | <b>130</b> | <b>25</b> | <b>1</b> | <b>10</b> | <b>77</b> | <b>1</b> | <b>7</b> | <b>19</b> | <b>55</b> | <b>110</b> | <b>19-8</b> | <b>.354</b> | <b>.377</b> | <b>17</b> |

**OJEDA, JOSE** *RIGHT-HANDED PITCHER*

**Bats:** R                      **Throws:** R                      **Height:** 5-10                      **Weight:** 170  
**Born:** 5/15/05 in Guacara, VZ                      **Resides:** Guacara, VZ  
**Obtained:** Signed by the Braves as a non-drafted free agent on March 2, 2022

| Year                | Club       | W-L        | ERA         | G         | GS       | CG       | SHO      | SV       | IP          | H         | R         | ER        | HR       | HB       | BB        | SO        | WP       | BK       |
|---------------------|------------|------------|-------------|-----------|----------|----------|----------|----------|-------------|-----------|-----------|-----------|----------|----------|-----------|-----------|----------|----------|
| 2022                | FCL Braves | 3-1        | 3.00        | 11        | 1        | 0        | 0        | 0        | 24.0        | 22        | 11        | 8         | 1        | 0        | 14        | 15        | 3        | 0        |
| 2023                | FCL Braves | 1-0        | 2.54        | 16        | 0        | 0        | 0        | 5        | 28.1        | 22        | 10        | 8         | 1        | 0        | 21        | 23        | 2        | 2        |
| <b>Minor Totals</b> |            | <b>4-1</b> | <b>2.75</b> | <b>27</b> | <b>1</b> | <b>0</b> | <b>0</b> | <b>5</b> | <b>52.1</b> | <b>44</b> | <b>21</b> | <b>16</b> | <b>2</b> | <b>0</b> | <b>35</b> | <b>38</b> | <b>5</b> | <b>2</b> |

**OLSAVSKY, JOE** *INFIELDER*

**Bats:** R                      **Throws:** R                      **Height:** 6-1                      **Weight:** 180  
**Born:** 3/29/02 in Pittsburgh, PA                      **Resides:** Pittsburgh, PA  
**School:** John Carroll University (OH)  
**Obtained:** Signed by the Braves as a non-drafted free agent on July 15, 2023

| Year | Club       | AVG  | G | AB | R | H | 2B | 3B | HR | RBI | SH | SF | HP | BB | SO | SB-CS | OBP  | SLG  | E |
|------|------------|------|---|----|---|---|----|----|----|-----|----|----|----|----|----|-------|------|------|---|
| 2023 | FCL Braves | .500 | 1 | 2  | 0 | 1 | 0  | 0  | 0  | 0   | 0  | 0  | 0  | 1  | 0  | 0-0   | .667 | .500 | 0 |

**ORELLANA, JOSNAIDER** *CATCHER*

**Bats:** R                      **Throws:** R                      **Height:** 5-11                      **Weight:** 175  
**Born:** 9/26/04 in Maracay, VZ                      **Resides:** Maracay, VZ  
**Obtained:** Signed by the Braves as a non-drafted free agent on January 15, 2022

| Year                | Club       | AVG         | G         | AB         | R         | H         | 2B       | 3B       | HR       | RBI       | SH       | SF       | HP       | BB        | SO        | SB-CS      | OBP         | SLG         | E        |
|---------------------|------------|-------------|-----------|------------|-----------|-----------|----------|----------|----------|-----------|----------|----------|----------|-----------|-----------|------------|-------------|-------------|----------|
| 2022                | FCL Braves | .197        | 25        | 76         | 14        | 15        | 3        | 0        | 0        | 7         | 0        | 0        | 4        | 14        | 24        | 0-1        | .351        | .237        | 5        |
| 2023                | DSL Braves | .317        | 39        | 123        | 19        | 39        | 6        | 0        | 0        | 19        | 0        | 1        | 3        | 14        | 23        | 3-0        | .397        | .366        | 4        |
| <b>Minor Totals</b> |            | <b>.271</b> | <b>64</b> | <b>199</b> | <b>33</b> | <b>54</b> | <b>9</b> | <b>0</b> | <b>0</b> | <b>26</b> | <b>0</b> | <b>1</b> | <b>7</b> | <b>28</b> | <b>47</b> | <b>3-1</b> | <b>.379</b> | <b>.317</b> | <b>9</b> |

**ORTIZ, HAYDER** *RIGHT-HANDED PITCHER*

**Bats:** R                      **Throws:** R                      **Height:** 6-2                      **Weight:** 170  
**Born:** 11/14/01 in Cartagena, Colombia                      **Resides:** Cartagena, Colombia  
**Obtained:** Signed by the Braves as a non-drafted free agent on February 27, 2020

| Year | Club   | W-L | ERA  | G | GS | CG | SHO | SV | IP  | H | R | ER | HR | HB | BB | SO | WP | BK |  |
|------|--|-----|------|---|----|----|-----|----|-----|---|---|----|----|----|----|----|----|----|--|
| 2022 | FCL Braves   | 0-1 | 2.45 | 5 | 3  | 0  | 0   | 1  | 7.1 | 3 | 3 | 2  | 0  | 4  | 12 | 8  | 2  | 0  |  |
| 2023 | Did not pitch in 2023 (recovery from Tommy John surgery) |     |      |   |    |    |     |    |     |   |   |    |    |    |    |    |    |    |  |

**OWEN, HARRISON** *CATCHER*

**Bats:** R                      **Throws:** R                      **Height:** 6-3                      **Weight:** 225  
**Born:** 3/7/02 in Tarzana, CA                      **Resides:** Aliso Viejo, CA  
**School:** Cosumnes River College (CA)  
**Obtained:** Signed by the Braves as a non-drafted free agent on July 22, 2022

| Year                | Club       | AVG         | G         | AB        | R        | H         | 2B       | 3B       | HR       | RBI       | SH       | SF       | HP       | BB        | SO        | SB-CS      | OBP         | SLG         | E        |
|---------------------|------------|-------------|-----------|-----------|----------|-----------|----------|----------|----------|-----------|----------|----------|----------|-----------|-----------|------------|-------------|-------------|----------|
| 2022                | FCL Braves | .222        | 7         | 18        | 2        | 4         | 0        | 0        | 1        | 1         | 0        | 0        | 0        | 4         | 2         | 0-0        | .364        | .389        | 1        |
|                     | Augusta    | .000        | 2         | 7         | 0        | 0         | 0        | 0        | 0        | 0         | 0        | 0        | 1        | 1         | 1         | 0-0        | .222        | .000        | 1        |
| 2023                | FCL Braves | .228        | 20        | 57        | 6        | 13        | 2        | 0        | 0        | 11        | 0        | 1        | 5        | 12        | 16        | 1-0        | .400        | .263        | 2        |
| <b>Minor Totals</b> |            | <b>.207</b> | <b>29</b> | <b>82</b> | <b>8</b> | <b>17</b> | <b>2</b> | <b>0</b> | <b>1</b> | <b>12</b> | <b>0</b> | <b>1</b> | <b>6</b> | <b>17</b> | <b>19</b> | <b>1-0</b> | <b>.377</b> | <b>.268</b> | <b>4</b> |

**PAEZ, STYVEN** *RIGHT-HANDED PITCHER*

**Bats:** R                      **Throws:** R                      **Height:** 5-11                      **Weight:** 170  
**Born:** 10/29/04 in Rio San Juan, DR                      **Resides:** Rio San Juan, DR  
**Obtained:** Signed by the Braves as a non-drafted free agent on November 24, 2022

| Year | Club       | W-L | ERA  | G  | GS | CG | SHO | SV | IP   | H  | R  | ER | HR | HB | BB | SO | WP | BK |
|------|------------|-----|------|----|----|----|-----|----|------|----|----|----|----|----|----|----|----|----|
| 2023 | DSL Braves | 0-3 | 5.34 | 11 | 5  | 0  | 0   | 0  | 32.0 | 31 | 23 | 19 | 2  | 3  | 16 | 30 | 6  | 0  |



**PAOLINI, STEPHEN** *OUTFIELDER*

**Bats:** L                                      **Throws:** L                                      **Height:** 6-2                                      **Weight:** 195  
**Born:** 11/23/2000 in Fairfield, CT                                      **Resides:** Boynton Beach, FL  
**School:** St Joseph's (CT) HS  
**Obtained:** Selected by the Braves in the fifth round (157th overall) of the 2019 First-Year Player Draft  
**Signed By:** Theodore Lekas Jr.

| Year                | Club       | AVG         | G          | AB          | R          | H          | 2B        | 3B       | HR        | RBI       | SH       | SF        | HP        | BB         | SO         | SB-CS        | OBP         | SLG         | E         |
|---------------------|------------|-------------|------------|-------------|------------|------------|-----------|----------|-----------|-----------|----------|-----------|-----------|------------|------------|--------------|-------------|-------------|-----------|
| 2019                | GCL Braves | .192        | 35         | 120         | 15         | 23         | 6         | 0        | 0         | 8         | 0        | 1         | 0         | 22         | 37         | 2-1          | .315        | .242        | 2         |
| 2021                | Augusta    | .171        | 105        | 345         | 44         | 59         | 11        | 3        | 4         | 24        | 0        | 3         | 5         | 39         | 167        | 15-6         | .263        | .255        | 7         |
| 2022                | Augusta    | .218        | 111        | 394         | 60         | 86         | 18        | 3        | 7         | 47        | 0        | 5         | 5         | 64         | 128        | 18-9         | .331        | .333        | 3         |
| 2023                | Rome       | .208        | 71         | 197         | 24         | 41         | 8         | 2        | 3         | 18        | 1        | 1         | 5         | 37         | 91         | 6-2          | .346        | .315        | 1         |
| <b>Minor Totals</b> |            | <b>.198</b> | <b>322</b> | <b>1056</b> | <b>143</b> | <b>209</b> | <b>43</b> | <b>8</b> | <b>14</b> | <b>97</b> | <b>1</b> | <b>10</b> | <b>15</b> | <b>162</b> | <b>423</b> | <b>41-18</b> | <b>.311</b> | <b>.294</b> | <b>13</b> |

**PARABABIRE, LUIS** *CATCHER*

**Bats:** R                                      **Throws:** R                                      **Height:** 5-10                                      **Weight:** 195  
**Born:** 4/8/06 in Lecheria, VZ                                      **Resides:** Barcelona, VZ  
**Obtained:** Signed by the Braves as a non-drafted free agent on January 15, 2023

| Year | Club       | AVG  | G  | AB | R  | H  | 2B | 3B | HR | RBI | SH | SF | HP | BB | SO | SB-CS | OBP  | SLG  | E |
|------|------------|------|----|----|----|----|----|----|----|-----|----|----|----|----|----|-------|------|------|---|
| 2023 | DSL Braves | .255 | 29 | 94 | 15 | 24 | 8  | 0  | 2  | 19  | 0  | 0  | 6  | 13 | 25 | 2-1   | .381 | .404 | 3 |

**PARKER, BRANDON** *OUTFIELDER*

**Bats:** R                                      **Throws:** R                                      **Height:** 6-1                                      **Weight:** 205  
**Born:** 5/27/99 in Hattiesburg, MS                                      **Resides:** Saucier, MS  
**School:** Mississippi Gulf Coast CC  
**Obtained:** Selected by the Braves in the 10th round (307th overall) of the 2019 First-Year Player Draft

**Amateur:** Was a two-time All-American at Mississippi Gulf Coast Community College...In 2018, hit a single-season school record 24 home runs and led the country with 81 RBI...He batted .424 that year.

| Year                | Club        | AVG         | G          | AB         | R          | H          | 2B        | 3B       | HR        | RBI        | SH       | SF        | HP        | BB         | SO         | SB-CS       | OBP         | SLG         | E        |
|---------------------|-------------|-------------|------------|------------|------------|------------|-----------|----------|-----------|------------|----------|-----------|-----------|------------|------------|-------------|-------------|-------------|----------|
| 2019                | Danville    | .210        | 48         | 176        | 27         | 37         | 5         | 1        | 4         | 22         | 0        | 5         | 8         | 15         | 66         | 4-2         | .294        | .318        | 0        |
| 2021                | Augusta     | .185        | 51         | 168        | 22         | 31         | 10        | 0        | 7         | 27         | 0        | 3         | 6         | 23         | 66         | 1-0         | .300        | .369        | 1        |
| 2022                | Augusta     | .282        | 65         | 213        | 44         | 60         | 10        | 4        | 10        | 40         | 0        | 4         | 10        | 45         | 59         | 5-4         | .423        | .507        | 2        |
|                     | Rome        | .153        | 16         | 59         | 8          | 9          | 3         | 0        | 0         | 7          | 0        | 1         | 1         | 4          | 22         | 0-0         | .215        | .203        | 0        |
| 2023                | FCL Braves  | .286        | 4          | 14         | 2          | 4          | 2         | 0        | 0         | 2          | 0        | 1         | 0         | 4          | 3          | 0-0         | .421        | .429        | 0        |
|                     | Rome        | .250        | 47         | 156        | 27         | 39         | 8         | 1        | 5         | 21         | 0        | 0         | 3         | 16         | 59         | 10-2        | .331        | .410        | 5        |
|                     | Mississippi | .161        | 11         | 31         | 3          | 5          | 1         | 0        | 0         | 4          | 0        | 0         | 0         | 9          | 11         | 1-1         | .350        | .194        | 0        |
| <b>Minor Totals</b> |             | <b>.226</b> | <b>242</b> | <b>817</b> | <b>133</b> | <b>185</b> | <b>39</b> | <b>6</b> | <b>26</b> | <b>123</b> | <b>0</b> | <b>14</b> | <b>28</b> | <b>116</b> | <b>286</b> | <b>21-9</b> | <b>.337</b> | <b>.384</b> | <b>8</b> |

**PARRISH, DREW** *RIGHT-HANDED PITCHER*

**Bats:** L                                      **Throws:** L                                      **Height:** 5-11                                      **Weight:** 191  
**Born:** 12/8/97 in Cape Canaveral, FL                                      **Resides:** Merritt Island, FL  
**School:** Florida State  
**Obtained:** Signed by the Braves as a minor league free agent on November 2, 2023

| Year                | Club        | W-L          | ERA         | G         | GS        | CG       | SHO      | SV       | IP           | H          | R          | ER         | HR        | HB        | BB         | SO         | WP        | BK       |
|---------------------|-------------|--------------|-------------|-----------|-----------|----------|----------|----------|--------------|------------|------------|------------|-----------|-----------|------------|------------|-----------|----------|
| 2019                | Burlington  | 3-0          | 2.52        | 9         | 4         | 0        | 0        | 0        | 25.0         | 19         | 7          | 7          | 4         | 0         | 4          | 39         | 0         | 0        |
| 2021                | Quad Cities | 1-0          | 0.00        | 4         | 1         | 0        | 0        | 1        | 15.2         | 5          | 0          | 0          | 0         | 0         | 3          | 23         | 0         | 0        |
|                     | NW Arkansas | 5-4          | 3.36        | 18        | 17        | 1        | 1        | 0        | 83.0         | 65         | 34         | 31         | 8         | 4         | 25         | 95         | 5         | 0        |
| 2022                | NW Arkansas | 4-3          | 2.13        | 10        | 10        | 0        | 0        | 0        | 55.0         | 31         | 16         | 13         | 5         | 5         | 14         | 48         | 4         | 0        |
|                     | Omaha       | 3-8          | 5.62        | 17        | 15        | 0        | 0        | 0        | 73.2         | 69         | 54         | 46         | 15        | 3         | 44         | 51         | 2         | 0        |
| 2023                | NW Arkansas | 2-2          | 4.91        | 7         | 6         | 0        | 0        | 1        | 33.0         | 33         | 18         | 18         | 8         | 3         | 15         | 32         | 0         | 0        |
|                     | Omaha       | 5-6          | 7.18        | 21        | 18        | 0        | 0        | 0        | 84.0         | 97         | 70         | 67         | 24        | 0         | 58         | 64         | 1         | 0        |
| <b>Minor Totals</b> |             | <b>23-23</b> | <b>4.44</b> | <b>86</b> | <b>71</b> | <b>1</b> | <b>1</b> | <b>2</b> | <b>369.1</b> | <b>319</b> | <b>199</b> | <b>182</b> | <b>64</b> | <b>15</b> | <b>163</b> | <b>352</b> | <b>12</b> | <b>0</b> |

**PATIÑO, MARCO** *RIGHT-HANDED PITCHER*

**Bats:** R                                      **Throws:** R                                      **Height:** 6-0                                      **Weight:** 175  
**Born:** 11/17/04 in Mazatlán, MX                                      **Resides:** Jalisco, MX  
**Obtained:** Signed by the Braves as a non-drafted free agent on April 22, 2022

| Year                | Club       | W-L        | ERA         | G         | GS       | CG       | SHO      | SV       | IP          | H         | R         | ER        | HR       | HB       | BB        | SO        | WP       | BK       |
|---------------------|------------|------------|-------------|-----------|----------|----------|----------|----------|-------------|-----------|-----------|-----------|----------|----------|-----------|-----------|----------|----------|
| 2022                | FCL Braves | 3-2        | 2.84        | 13        | 0        | 0        | 0        | 2        | 25.1        | 26        | 11        | 8         | 2        | 0        | 10        | 22        | 4        | 0        |
| 2023                | FCL Braves | 3-1        | 4.32        | 14        | 0        | 0        | 0        | 1        | 25.0        | 22        | 16        | 12        | 3        | 2        | 6         | 22        | 4        | 0        |
| <b>Minor Totals</b> |            | <b>6-3</b> | <b>3.58</b> | <b>27</b> | <b>0</b> | <b>0</b> | <b>0</b> | <b>3</b> | <b>50.1</b> | <b>48</b> | <b>27</b> | <b>20</b> | <b>5</b> | <b>2</b> | <b>16</b> | <b>44</b> | <b>8</b> | <b>0</b> |

**PEREZ, MIGUEL** RIGHT-HANDED PITCHER

**Bats:** R                      **Throws:** R                      **Height:** 6-0                      **Weight:** 168  
**Born:** 3/2/04 in Santo Domingo, DR                      **Resides:** San Cristobal, DR  
**Obtained:** Signed by the Braves as a non-drafted free agent on August 31, 2021

| Year | Club   | W-L | ERA  | G | GS | CG | SHO | SV | IP  | H | R | ER | HR | HB | BB | SO | WP | BK |
|------|--|-----|------|---|----|----|-----|----|-----|---|---|----|----|----|----|----|----|----|
| 2022 | FCL Braves                                   | 0-0 | 0.00 | 3 | 1  | 0  | 0   | 0  | 5.1 | 3 | 0 | 0  | 0  | 1  | 0  | 3  | 0  | 0  |
| 2023 | Did Not Pitch in 2023 (Right Forearm Strain) |     |      |   |    |    |     |    |     |   |   |    |    |    |    |    |    |    |

**PHILIP, BEAU** INFIELDER

**Bats:** R                      **Throws:** R                      **Height:** 6-0                      **Weight:** 195  
**Born:** 10/23/98 in Sacramento, CA                      **Resides:** Citrus Heights, CA  
**School:** Oregon State University  
**Obtained:** Selected by the Braves in the second round (60th overall) of the 2019 First-Year Player Draft  
**Signed By:** Cody Martin

**2019 Review:** Spent his first professional season playing in 55 games for Rookie Advanced Danville... Tabbed by MLB.com as Braves' No. 27 prospect...**Amateur:** In his only season at Oregon State University, named to the watch list for College Baseball Foundation's Brooks Wallace Award, honoring the top collegiate shortstop.

| Year                | Club        | AVG         | G          | AB          | R          | H          | 2B        | 3B       | HR        | RBI        | SH       | SF        | HP        | BB         | SO         | SB-CS        | OBP         | SLG         | E         |
|---------------------|-------------|-------------|------------|-------------|------------|------------|-----------|----------|-----------|------------|----------|-----------|-----------|------------|------------|--------------|-------------|-------------|-----------|
| 2019                | Danville    | .193        | 55         | 207         | 27         | 40         | 6         | 0        | 4         | 20         | 0        | 1         | 5         | 26         | 51         | 5-5          | .297        | .280        | 9         |
| 2021                | Rome        | .187        | 97         | 337         | 43         | 63         | 15        | 2        | 6         | 24         | 0        | 2         | 3         | 38         | 137        | 16-4         | .274        | .297        | 22        |
| 2022                | Rome        | .221        | 111        | 375         | 53         | 85         | 9         | 0        | 12        | 57         | 1        | 5         | 6         | 62         | 131        | 13-3         | .337        | .341        | 15        |
| 2023                | Mississippi | .199        | 70         | 226         | 26         | 45         | 9         | 1        | 4         | 19         | 0        | 2         | 5         | 31         | 91         | 2-2          | .307        | .301        | 8         |
| <b>Minor Totals</b> |             | <b>.202</b> | <b>333</b> | <b>1145</b> | <b>149</b> | <b>231</b> | <b>39</b> | <b>3</b> | <b>26</b> | <b>120</b> | <b>1</b> | <b>10</b> | <b>19</b> | <b>157</b> | <b>410</b> | <b>36-14</b> | <b>.306</b> | <b>.309</b> | <b>54</b> |

**PINA, RUDIT** RIGHT-HANDED PITCHER

**Bats:** R                      **Throws:** R                      **Height:** 6-3                      **Weight:** 170  
**Born:** 3/20/06 in Bobare, VZ                      **Resides:** Barquisimeto, VZ  
**Obtained:** Signed by the Braves as a non-drafted free agent on January 15, 2023

| Year | Club       | W-L | ERA  | G  | GS | CG | SHO | SV | IP   | H  | R  | ER | HR | HB | BB | SO | WP | BK |
|------|------------|-----|------|----|----|----|-----|----|------|----|----|----|----|----|----|----|----|----|
| 2023 | DSL Braves | 0-5 | 7.90 | 11 | 5  | 0  | 0   | 0  | 27.1 | 28 | 26 | 24 | 1  | 3  | 27 | 18 | 6  | 0  |

**PINEDA, ALEN** CATCHER

**Bats:** R                      **Throws:** R                      **Height:** 5-10                      **Weight:** 180  
**Born:** 11/4/04 in Mazatlán, MX                      **Resides:** Mazatlán, MX  
**Obtained:** Signed by the Braves as a non-drafted free agent on January 18, 2022

| Year | Club       | AVG  | G  | AB | R | H | 2B | 3B | HR | RBI | SH | SF | HP | BB | SO | SB-CS | OBP  | SLG  | E |
|------|------------|------|----|----|---|---|----|----|----|-----|----|----|----|----|----|-------|------|------|---|
| 2022 | FCL Braves | .105 | 29 | 76 | 6 | 8 | 2  | 0  | 0  | 7   | 0  | 1  | 7  | 22 | 21 | 2-0   | .349 | .132 | 4 |

**PINEDA, JOSE** RIGHT-HANDED PITCHER

**Bats:** R                      **Throws:** R                      **Height:** 5-11                      **Weight:** 150  
**Born:** 1/7/05 in Valencia, VZ                      **Resides:** Valencia, VZ  
**Obtained:** Signed by the Braves as a non-drafted free agent on January 15, 2023

| Year | Club       | W-L | ERA  | G | GS | CG | SHO | SV | IP   | H  | R | ER | HR | HB | BB | SO | WP | BK |
|------|------------|-----|------|---|----|----|-----|----|------|----|---|----|----|----|----|----|----|----|
| 2023 | DSL Braves | 2-0 | 4.80 | 8 | 4  | 0  | 0   | 0  | 15.0 | 13 | 9 | 8  | 0  | 1  | 14 | 15 | 5  | 1  |

**PIRELA, YORVI** RIGHT-HANDED PITCHER

**Bats:** R                      **Throws:** R                      **Height:** 6-0                      **Weight:** 160  
**Born:** 1/3/05 in Maracay, VZ                      **Resides:** Maracay, VZ  
**Obtained:** Signed by the Braves as a non-drafted free agent on January 15, 2022

| Year                | Club       | W-L        | ERA         | G         | GS       | CG       | SHO      | SV       | IP          | H         | R         | ER        | HR       | HB       | BB        | SO        | WP       | BK       |
|---------------------|------------|------------|-------------|-----------|----------|----------|----------|----------|-------------|-----------|-----------|-----------|----------|----------|-----------|-----------|----------|----------|
| 2022                | FCL Braves | 7-1        | 3.92        | 13        | 1        | 0        | 0        | 0        | 39.0        | 46        | 22        | 17        | 3        | 3        | 13        | 28        | 3        | 1        |
| 2023                | FCL Braves | 0-1        | 11.85       | 12        | 0        | 0        | 0        | 0        | 13.2        | 18        | 18        | 18        | 4        | 2        | 13        | 12        | 0        | 1        |
| <b>Minor Totals</b> |            | <b>7-2</b> | <b>5.98</b> | <b>25</b> | <b>1</b> | <b>0</b> | <b>0</b> | <b>0</b> | <b>52.2</b> | <b>64</b> | <b>40</b> | <b>35</b> | <b>7</b> | <b>5</b> | <b>26</b> | <b>40</b> | <b>3</b> | <b>2</b> |

**POLO, DAVID** *RIGHT-HANDED PITCHER*

**Bats:** R                      **Throws:** R                      **Height:** 6-1                      **Weight:** 150  
**Born:** 10/27/04 in Cali, Colombia                      **Resides:** Cali, Colombia  
**Obtained:** Signed by the Braves as a non-drafted free agent on April 20, 2022

| Year                | Club       | W-L        | ERA         | G         | GS        | CG       | SHO      | SV       | IP          | H         | R         | ER        | HR       | HB       | BB        | SO        | WP       | BK       |
|---------------------|------------|------------|-------------|-----------|-----------|----------|----------|----------|-------------|-----------|-----------|-----------|----------|----------|-----------|-----------|----------|----------|
| 2022                | FCL Braves | 2-2        | 5.03        | 10        | 2         | 0        | 0        | 0        | 19.2        | 18        | 12        | 11        | 1        | 1        | 6         | 26        | 3        | 1        |
| 2023                | FCL Braves | 1-4        | 4.40        | 13        | 9         | 0        | 0        | 0        | 45.0        | 37        | 23        | 22        | 6        | 3        | 14        | 32        | 4        | 1        |
| <b>Minor Totals</b> |            | <b>3-6</b> | <b>4.59</b> | <b>23</b> | <b>11</b> | <b>0</b> | <b>0</b> | <b>0</b> | <b>64.2</b> | <b>55</b> | <b>35</b> | <b>33</b> | <b>7</b> | <b>4</b> | <b>20</b> | <b>58</b> | <b>7</b> | <b>2</b> |

**QUINTERO, GERALDO** *INFIELDER*

**Bats:** S                      **Throws:** R                      **Height:** 5-8                      **Weight:** 155  
**Born:** 10/10/01 in Puerto Cabello, Venezuela                      **Resides:** Valencia, Venezuela  
**Obtained:** Signed by the Braves as a non-drafted free agent on February 15, 2019

| Year                | Club       | AVG         | G          | AB          | R          | H          | 2B        | 3B        | HR        | RBI        | SH       | SF       | HP        | BB         | SO         | SB-CS        | OBP         | SLG         | E         |
|---------------------|------------|-------------|------------|-------------|------------|------------|-----------|-----------|-----------|------------|----------|----------|-----------|------------|------------|--------------|-------------|-------------|-----------|
| 2019                | DSL Braves | .264        | 58         | 197         | 35         | 52         | 10        | 3         | 2         | 22         | 2        | 1        | 7         | 30         | 28         | 21-8         | .379        | .376        | 4         |
| 2021                | FCL Braves | .207        | 40         | 121         | 23         | 25         | 2         | 3         | 0         | 6          | 0        | 1        | 2         | 17         | 26         | 12-5         | .312        | .273        | 4         |
| 2022                | Augusta    | .262        | 91         | 362         | 61         | 95         | 22        | 9         | 6         | 47         | 0        | 2        | 7         | 48         | 69         | 26-8         | .358        | .423        | 20        |
|                     | Rome       | .238        | 22         | 80          | 12         | 19         | 4         | 0         | 2         | 12         | 0        | 1        | 4         | 10         | 22         | 8-3          | .347        | .363        | 7         |
| 2023                | Rome       | .251        | 112        | 406         | 54         | 102        | 11        | 5         | 3         | 41         | 1        | 1        | 4         | 55         | 88         | 29           | .346        | .325        | 10        |
| <b>Minor Totals</b> |            | <b>.251</b> | <b>323</b> | <b>1166</b> | <b>185</b> | <b>293</b> | <b>49</b> | <b>20</b> | <b>13</b> | <b>128</b> | <b>3</b> | <b>6</b> | <b>24</b> | <b>160</b> | <b>233</b> | <b>96-37</b> | <b>.352</b> | <b>.361</b> | <b>47</b> |

**RAMOS, JOHAN** *RIGHT-HANDED PITCHER*

**Bats:** R                      **Throws:** R                      **Height:** 5-11                      **Weight:** 192  
**Born:** 7/17/06 in Mao, DR                      **Resides:** Mao, DR  
**Obtained:** Signed by the Braves as a non-drafted free agent on January 15, 2023

| Year | Club       | W-L | ERA  | G | GS | CG | SHO | SV | IP  | H | R | ER | HR | HB | BB | SO | WP | BK |
|------|------------|-----|------|---|----|----|-----|----|-----|---|---|----|----|----|----|----|----|----|
| 2023 | DSL Braves | 0-0 | 8.10 | 6 | 1  | 0  | 0   | 0  | 3.1 | 3 | 4 | 3  | 0  | 0  | 2  | 2  | 1  | 0  |

**REYES, JEREMY** *RIGHT-HANDED PITCHER*

**Bats:** R                      **Throws:** R                      **Height:** 6-1                      **Weight:** 170  
**Born:** 1/11/06 in Turmero, VZ                      **Resides:** Turmero, VZ  
**Obtained:** Signed by the Braves as a non-drafted free agent on January 15, 2023

| Year | Club       | W-L | ERA  | G | GS | CG | SHO | SV | IP  | H | R | ER | HR | HB | BB | SO | WP | BK |
|------|------------|-----|------|---|----|----|-----|----|-----|---|---|----|----|----|----|----|----|----|
| 2023 | DSL Braves | 0-2 | 5.40 | 5 | 4  | 0  | 0   | 0  | 8.1 | 9 | 8 | 5  | 0  | 2  | 6  | 7  | 2  | 0  |

**RIGGINS, HUNTER** *RIGHT-HANDED PITCHER*

**Bats:** R                      **Throws:** R                      **Height:** 6-3                      **Weight:** 205  
**Born:** 8/10/98 in Knoxville, TN                      **Resides:** Hernando, MS  
**School:** Southern Mississippi  
**Obtained:** Signed by the Braves as a non-drafted free agent on July 20, 2022

| Year                | Club       | W-L        | ERA         | G         | GS        | CG       | SHO      | SV       | IP          | H         | R         | ER        | HR       | HB       | BB        | SO        | WP       | BK       |
|---------------------|------------|------------|-------------|-----------|-----------|----------|----------|----------|-------------|-----------|-----------|-----------|----------|----------|-----------|-----------|----------|----------|
| 2022                | FCL Braves | 0-0        | 3.00        | 2         | 1         | 0        | 0        | 0        | 3.0         | 2         | 1         | 1         | 0        | 1        | 1         | 4         | 0        | 0        |
| 2023                | Rome       | 7-4        | 5.13        | 27        | 10        | 0        | 0        | 0        | 80.2        | 86        | 51        | 46        | 8        | 1        | 36        | 67        | 8        | 1        |
| <b>Minor Totals</b> |            | <b>7-4</b> | <b>5.06</b> | <b>29</b> | <b>11</b> | <b>0</b> | <b>0</b> | <b>0</b> | <b>83.2</b> | <b>88</b> | <b>52</b> | <b>47</b> | <b>8</b> | <b>2</b> | <b>37</b> | <b>71</b> | <b>8</b> | <b>1</b> |

**RILEY, TREY** *RIGHT-HANDED PITCHER*

**Bats:** R                      **Throws:** R                      **Height:** 6-3                      **Weight:** 200  
**Born:** 4/21/98 in Maryville, IL                      **Resides:** Edwardsville, IL  
**School:** John A. Logan College (IL)  
**Obtained:** Selected by the Braves in the fifth round (142nd overall) of the 2018 First-Year Player Draft

| Year                | Club        | W-L          | ERA         | G          | GS        | CG       | SHO      | SV       | IP           | H          | R          | ER         | HR        | HB        | BB         | SO         | WP        | BK       |
|---------------------|-------------|--------------|-------------|------------|-----------|----------|----------|----------|--------------|------------|------------|------------|-----------|-----------|------------|------------|-----------|----------|
| 2018                | Danville    | 0-0          | 8.00        | 6          | 2         | 0        | 0        | 0        | 9.0          | 10         | 10         | 8          | 1         | 2         | 10         | 13         | 1         | 0        |
| 2019                | Rome        | 2-7          | 7.67        | 17         | 12        | 0        | 0        | 0        | 58.2         | 71         | 53         | 50         | 4         | 6         | 46         | 41         | 6         | 0        |
| 2021                | Rome        | 5-1          | 3.29        | 26         | 0         | 0        | 0        | 0        | 38.1         | 26         | 16         | 14         | 5         | 1         | 11         | 32         | 4         | 0        |
| 2022                | Rome        | 3-3          | 4.75        | 33         | 0         | 0        | 0        | 4        | 36.0         | 37         | 24         | 19         | 6         | 4         | 25         | 42         | 9         | 0        |
|                     | Mississippi | 1-1          | 8.10        | 7          | 0         | 0        | 0        | 0        | 6.2          | 9          | 6          | 6          | 1         | 0         | 9          | 5          | 0         | 0        |
| 2023                | Mississippi | 2-3          | 4.07        | 42         | 0         | 0        | 0        | 2        | 48.2         | 42         | 28         | 22         | 2         | 4         | 41         | 59         | 8         | 2        |
| <b>Minor Totals</b> |             | <b>13-15</b> | <b>5.43</b> | <b>131</b> | <b>14</b> | <b>0</b> | <b>0</b> | <b>6</b> | <b>197.1</b> | <b>195</b> | <b>137</b> | <b>119</b> | <b>19</b> | <b>17</b> | <b>142</b> | <b>192</b> | <b>28</b> | <b>2</b> |

**RITCHIE, JR** RIGHT-HANDED PITCHER

**Bats:** R                      **Throws:** R                      **Height:** 6-2                      **Weight:** 180  
**Born:** 6/26/03 in Seattle, WA                      **Resides:** Bainbridge Island, WA  
**School:** Bainbridge HS (WA)  
**Obtained:** Selected by the Braves in the CB-A round (35th overall) of the 2022 First-Year Player Draft.

| Year                | Club       | W-L        | ERA         | G        | GS       | CG       | SHO      | SV       | IP          | H         | R         | ER        | HR       | HB       | BB       | SO        | WP       | BK       |
|---------------------|------------|------------|-------------|----------|----------|----------|----------|----------|-------------|-----------|-----------|-----------|----------|----------|----------|-----------|----------|----------|
| 2022                | FCL Braves | 0-0        | 0.00        | 2        | 2        | 0        | 0        | 0        | 4.1         | 2         | 0         | 0         | 0        | 0        | 1        | 4         | 1        | 0        |
|                     | Augusta    | 0-0        | 2.70        | 3        | 3        | 0        | 0        | 0        | 10.0        | 7         | 3         | 3         | 1        | 1        | 4        | 10        | 0        | 0        |
| 2023                | Augusta    | 0-1        | 5.40        | 4        | 4        | 0        | 0        | 0        | 13.1        | 11        | 9         | 8         | 0        | 0        | 3        | 25        | 0        | 0        |
| <b>Minor Totals</b> |            | <b>0-1</b> | <b>3.58</b> | <b>9</b> | <b>9</b> | <b>0</b> | <b>0</b> | <b>0</b> | <b>27.2</b> | <b>20</b> | <b>12</b> | <b>11</b> | <b>1</b> | <b>1</b> | <b>8</b> | <b>39</b> | <b>1</b> | <b>0</b> |

**RIVAS, ALBERT** RIGHT-HANDED PITCHER

**Bats:** R                      **Throws:** R                      **Height:** 5-10                      **Weight:** 180  
**Born:** 2/18/03 in Valera, Venezuela                      **Resides:** Ocumare del Tuy, Venezuela  
**Obtained:** Signed by the Braves as a non-drafted free agent on July 2, 2019  
**Signed By:** Edison Sanchez

| Year                | Club       | W-L        | ERA         | G         | GS       | CG       | SHO      | SV       | IP          | H         | R         | ER        | HR       | HB       | BB        | SO        | WP       | BK       |
|---------------------|------------|------------|-------------|-----------|----------|----------|----------|----------|-------------|-----------|-----------|-----------|----------|----------|-----------|-----------|----------|----------|
| 2022                | FCL Braves | 3-2        | 4.85        | 13        | 4        | 0        | 0        | 0        | 42.2        | 48        | 27        | 23        | 2        | 7        | 10        | 45        | 1        | 1        |
| 2023                | FCL Braves | 1-1        | 4.26        | 5         | 1        | 0        | 0        | 1        | 19.0        | 16        | 11        | 9         | 2        | 2        | 4         | 19        | 0        | 0        |
| <b>Minor Totals</b> |            | <b>4-3</b> | <b>4.67</b> | <b>18</b> | <b>5</b> | <b>0</b> | <b>0</b> | <b>1</b> | <b>61.2</b> | <b>64</b> | <b>38</b> | <b>32</b> | <b>4</b> | <b>9</b> | <b>14</b> | <b>64</b> | <b>1</b> | <b>1</b> |

**RODRIGUEZ, DAVID** RIGHT-HANDED PITCHER

**Bats:** L                      **Throws:** R                      **Height:** 6-2                      **Weight:** 215  
**Born:** 12/31/01 in Sacramento, CA                      **Resides:** Vacaville, CA  
**School:** San Joaquin Delta College (CA)  
**Obtained:** Selected by the Braves in the 15th round of the 2023 First-Year Player draft.

| Year                                   | Club | W-L | ERA | G | GS | CG | SHO | SV | IP | H | R | ER | HR | HB | BB | SO | WP | BK |
|--|------|-----|-----|---|----|----|-----|----|----|---|---|----|----|----|----|----|----|----|
| 2024 Will Be First Professional Season |      |     |     |   |    |    |     |    |    |   |   |    |    |    |    |    |    |    |

**SANCHEZ, LUIS** INFIELDER

**Bats:** R                      **Throws:** R                      **Height:** 5-9                      **Weight:** 165  
**Born:** 1/16/04 in Panamá, PAN                      **Resides:** Panamá, PAN  
**Obtained:** Signed by the Braves as a non-drafted free agent on January 17, 2022

| Year                | Club       | AVG         | G         | AB         | R         | H         | 2B       | 3B       | HR       | RBI       | SH       | SF       | HP       | BB        | SO        | SB-CS       | OBP         | SLG         | E         |
|---------------------|------------|-------------|-----------|------------|-----------|-----------|----------|----------|----------|-----------|----------|----------|----------|-----------|-----------|-------------|-------------|-------------|-----------|
| 2022                | DSL Braves | .287        | 34        | 101        | 20        | 29        | 3        | 0        | 1        | 16        | 0        | 3        | 7        | 21        | 10        | 13-1        | .432        | .347        | 6         |
| 2023                | FCL Braves | .240        | 46        | 150        | 28        | 36        | 4        | 2        | 1        | 22        | 0        | 1        | 2        | 34        | 28        | 7-4         | .385        | .313        | 7         |
| <b>Minor Totals</b> |            | <b>.259</b> | <b>80</b> | <b>251</b> | <b>48</b> | <b>65</b> | <b>7</b> | <b>2</b> | <b>2</b> | <b>38</b> | <b>0</b> | <b>4</b> | <b>9</b> | <b>55</b> | <b>38</b> | <b>20-5</b> | <b>.404</b> | <b>.327</b> | <b>13</b> |

**SANCHEZ, YOLBERT** INFIELDER

**Bats:** R                      **Throws:** R                      **Height:** 5-11                      **Weight:** 204  
**Born:** 3/3/97 in Habana, CU                      **Resides:** Miami, FL  
**Obtained:** Signed by the Braves as a minor league free agent on January 14, 2024

| Year                | Club          | AVG         | G          | AB          | R          | H          | 2B        | 3B       | HR        | RBI        | SH        | SF       | HP        | BB         | SO         | SB-CS        | OBP         | SLG         | E         |
|---------------------|---------------|-------------|------------|-------------|------------|------------|-----------|----------|-----------|------------|-----------|----------|-----------|------------|------------|--------------|-------------|-------------|-----------|
| 2019                | White Sox     | .297        | 29         | 111         | 19         | 33         | 8         | 1        | 2         | 12         | 0         | 0        | 1         | 15         | 12         | 3-3          | .386        | .441        | 3         |
| 2021                | Winston-Salem | .286        | 60         | 217         | 28         | 62         | 7         | 0        | 5         | 29         | 4         | 0        | 0         | 18         | 33         | 2-1          | .340        | .387        | 5         |
|                     | Birmingham    | .343        | 41         | 143         | 15         | 49         | 6         | 0        | 4         | 13         | 6         | 0        | 1         | 5          | 16         | 3-0          | .369        | .469        | 4         |
| 2022                | Birmingham    | .353        | 14         | 51          | 7          | 18         | 1         | 0        | 0         | 6          | 0         | 0        | 3         | 13         | 7          | 0-0          | .508        | .373        | 0         |
|                     | Charlotte     | .280        | 113        | 443         | 44         | 124        | 16        | 1        | 3         | 40         | 1         | 3        | 3         | 27         | 71         | 11-9         | .324        | .341        | 13        |
| 2023                | Charlotte     | .271        | 108        | 406         | 47         | 110        | 14        | 1        | 3         | 40         | 2         | 5        | 4         | 28         | 75         | 6-6          | .321        | .333        | 10        |
| <b>Minor Totals</b> |               | <b>.289</b> | <b>365</b> | <b>1371</b> | <b>160</b> | <b>396</b> | <b>52</b> | <b>3</b> | <b>17</b> | <b>140</b> | <b>13</b> | <b>8</b> | <b>12</b> | <b>106</b> | <b>214</b> | <b>25-19</b> | <b>.343</b> | <b>.368</b> | <b>35</b> |



**SCHANAMAN, SHAY** RIGHT-HANDED PITCHER

**Bats:** R                      **Throws:** R                      **Height:** 6-0                      **Weight:** 200  
**Born:** 8/12/99 in Hastings, NE                      **Resides:** Lincoln, NE  
**School:** Nebraska  
**Obtained:** Signed by the Braves as a non-drafted free agent on July 19, 2023

| Year                | Club       | W-L        | ERA         | G         | GS       | CG       | SHO      | SV       | IP          | H         | R        | ER       | HR       | HB       | BB       | SO        | WP       | BK       |
|---------------------|------------|------------|-------------|-----------|----------|----------|----------|----------|-------------|-----------|----------|----------|----------|----------|----------|-----------|----------|----------|
| 2023                | FCL Braves | 0-0        | 0.00        | 1         | 0        | 0        | 0        | 0        | 1.0         | 0         | 0        | 0        | 0        | 0        | 0        | 1         | 0        | 0        |
|                     | Augusta    | 0-0        | 0.00        | 4         | 0        | 0        | 0        | 1        | 7.1         | 2         | 0        | 0        | 0        | 1        | 1        | 9         | 0        | 0        |
|                     | Rome       | 0-1        | 2.45        | 5         | 0        | 0        | 0        | 1        | 7.1         | 8         | 3        | 2        | 0        | 0        | 4        | 6         | 4        | 0        |
| <b>Minor Totals</b> |            | <b>0-1</b> | <b>1.15</b> | <b>10</b> | <b>0</b> | <b>0</b> | <b>0</b> | <b>2</b> | <b>15.2</b> | <b>10</b> | <b>3</b> | <b>2</b> | <b>0</b> | <b>1</b> | <b>5</b> | <b>16</b> | <b>4</b> | <b>0</b> |

**SCHWELLENBACH, SPENCER** RIGHT-HANDED PITCHER

**Bats:** R                      **Throws:** R                      **Height:** 6-1                      **Weight:** 200  
**Born:** 5/31/2000 in Saginaw, MI                      **Resides:** Saginaw, MI  
**School:** Nebraska  
**Obtained:** Selected by the Braves in the second round of the 2021 First-Year Player Draft

| Year                | Club    | W-L        | ERA         | G         | GS        | CG       | SHO      | SV       | IP          | H         | R         | ER        | HR       | HB       | BB        | SO        | WP       | BK       |
|---------------------|---------|------------|-------------|-----------|-----------|----------|----------|----------|-------------|-----------|-----------|-----------|----------|----------|-----------|-----------|----------|----------|
| 2023                | Augusta | 4-2        | 2.63        | 13        | 13        | 0        | 0        | 0        | 51.1        | 44        | 17        | 15        | 3        | 2        | 15        | 41        | 1        | 0        |
|                     | Rome    | 1-0        | 1.98        | 3         | 3         | 0        | 0        | 0        | 13.2        | 4         | 3         | 3         | 0        | 1        | 1         | 14        | 0        | 0        |
| <b>Minor Totals</b> |         | <b>5-2</b> | <b>2.49</b> | <b>16</b> | <b>16</b> | <b>0</b> | <b>0</b> | <b>0</b> | <b>65.0</b> | <b>48</b> | <b>20</b> | <b>18</b> | <b>3</b> | <b>3</b> | <b>16</b> | <b>55</b> | <b>1</b> | <b>0</b> |

**SHOEMAKER, ADAM** LEFT-HANDED PITCHER

**Bats:** L                      **Throws:** L                      **Height:** 6-6                      **Weight:** 205  
**Born:** 8/24/02 in Cambridge, ON                      **Resides:** Cambridge, ON  
**School:** St. Benedict Catholic HS (ON)  
**Obtained:** Selected by the Braves in the 11th round of the 2021 First-Year Player Draft

| Year                | Club       | W-L         | ERA         | G         | GS        | CG       | SHO      | SV       | IP           | H          | R         | ER        | HR        | HB       | BB        | SO         | WP        | BK       |
|---------------------|------------|-------------|-------------|-----------|-----------|----------|----------|----------|--------------|------------|-----------|-----------|-----------|----------|-----------|------------|-----------|----------|
| 2021                | FCL Braves | 0-1         | 6.75        | 3         | 2         | 0        | 0        | 0        | 5.1          | 3          | 5         | 4         | 0         | 0        | 7         | 6          | 3         | 0        |
| 2022                | FCL Braves | 0-5         | 5.73        | 10        | 8         | 0        | 0        | 0        | 33.0         | 32         | 22        | 21        | 1         | 1        | 19        | 30         | 5         | 4        |
|                     | Augusta    | 0-0         | 14.40       | 3         | 3         | 0        | 0        | 0        | 5.0          | 7          | 8         | 8         | 0         | 1        | 5         | 7          | 1         | 0        |
| 2023                | Augusta    | 2-7         | 6.06        | 22        | 14        | 0        | 0        | 1        | 68.1         | 67         | 56        | 46        | 9         | 6        | 52        | 67         | 7         | 4        |
| <b>Minor Totals</b> |            | <b>2-13</b> | <b>6.37</b> | <b>38</b> | <b>27</b> | <b>0</b> | <b>0</b> | <b>1</b> | <b>111.2</b> | <b>109</b> | <b>91</b> | <b>79</b> | <b>10</b> | <b>8</b> | <b>83</b> | <b>110</b> | <b>16</b> | <b>8</b> |

**SIFONTES, LEWIS** LEFT-HANDED PITCHER

**Bats:** L                      **Throws:** L                      **Height:** 5-9                      **Weight:** 155  
**Born:** 2/7/06 in Bolivar, VZ                      **Resides:** Margarita, VZ  
**Obtained:** Signed by the Braves as a non-drafted free agent on January 15, 2023

| Year | Club       | W-L | ERA  | G  | GS | CG | SHO | SV | IP   | H  | R  | ER | HR | HB | BB | SO | WP | BK |
|------|------------|-----|------|----|----|----|-----|----|------|----|----|----|----|----|----|----|----|----|
| 2023 | DSL Braves | 0-2 | 7.39 | 11 | 6  | 0  | 0   | 0  | 28.0 | 32 | 26 | 23 | 4  | 0  | 22 | 25 | 3  | 1  |

**SILVA, WILLIAM** RIGHT-HANDED PITCHER

**Bats:** R                      **Throws:** R                      **Height:** 6-1                      **Weight:** 185  
**Born:** 8/2/01 in Miami, FL                      **Resides:** Miami, FL  
**School:** Miami Dade CC Kendall (FL)  
**Obtained:** Selected by the Braves in the 15th round of the 2022 First-Year Player Draft.

| Year                | Club       | W-L  | ERA         | G        | GS       | CG       | SHO      | SV       | IP         | H        | R        | ER       | HR       | HB       | BB       | SO       | WP       | BK       |  |
|---------------------|------------|--|-------------|----------|----------|----------|----------|----------|------------|----------|----------|----------|----------|----------|----------|----------|----------|----------|--|
| 2022                | FCL Braves | 2-0  | 0.00        | 3        | 0        | 0        | 0        | 0        | 4.0        | 2        | 0        | 0        | 0        | 0        | 2        | 2        | 0        | 0        |  |
|                     | Augusta    | 0-1  | 15.43       | 2        | 0        | 0        | 0        | 0        | 2.1        | 5        | 4        | 4        | 0        | 0        | 3        | 3        | 0        | 0        |  |
|                     |            | Did Not Pitch in 2023 (Recovery from Tommy John Surgery) |             |          |          |          |          |          |            |          |          |          |          |          |          |          |          |          |  |
| <b>Minor Totals</b> |            | <b>2-1</b>   | <b>5.68</b> | <b>5</b> | <b>0</b> | <b>0</b> | <b>0</b> | <b>0</b> | <b>6.1</b> | <b>7</b> | <b>4</b> | <b>4</b> | <b>0</b> | <b>0</b> | <b>5</b> | <b>5</b> | <b>0</b> | <b>0</b> |  |

**SMITH, AUSTIN** RIGHT-HANDED PITCHER

**Bats:** R                      **Throws:** R                      **Height:** 6-4                      **Weight:** 205  
**Born:** 6/22/99 in Littleton, CO                      **Resides:** Leander, TX  
**School:** Arizona  
**Obtained:** Selected by the Braves in the 18th round of the 2021 First-Year Player Draft

| Year                | Club        | W-L        | ERA         | G         | GS       | CG       | SHO      | SV        | IP          | H         | R         | ER        | HR       | HB       | BB        | SO        | WP       | BK       |
|---------------------|-------------|------------|-------------|-----------|----------|----------|----------|-----------|-------------|-----------|-----------|-----------|----------|----------|-----------|-----------|----------|----------|
| 2021                | Augusta     | 0-0        | 4.50        | 6         | 0        | 0        | 0        | 0         | 8           | 5         | 4         | 4         | 1        | 0        | 5         | 10        | 0        | 0        |
| 2022                | Rome        | 2-3        | 4.62        | 45        | 0        | 0        | 0        | 13        | 48.2        | 38        | 25        | 25        | 4        | 7        | 18        | 61        | 6        | 2        |
| 2023                | Mississippi | 0-0        | 13.50       | 1         | 0        | 0        | 0        | 0         | 0.2         | 0         | 1         | 1         | 0        | 0        | 1         | 0         | 1        | 0        |
| <b>Minor Totals</b> |             | <b>2-3</b> | <b>4.71</b> | <b>52</b> | <b>0</b> | <b>0</b> | <b>0</b> | <b>13</b> | <b>57.1</b> | <b>43</b> | <b>30</b> | <b>30</b> | <b>5</b> | <b>7</b> | <b>24</b> | <b>71</b> | <b>7</b> | <b>2</b> |

**STEPHENS, LONDON** *OUTFIELDER*

**Bats:** R                                      **Throws:** R                                      **Height:** 6-2                                      **Weight:** 210  
**Born:** 3/15/98 in Hamilton, OH                                      **Resides:** Hamilton, OH  
**School:** University of Miami (OH)  
**Obtained:** Signed by the Braves as a non-drafted free agent on June 15, 2020  
**Signed By:** Jeremy Gordon

**Amateur:** In his four years at Miami (OH), hit .301, finishing his career third in school history in doubles (53) and 10th in RBI (136, tied) and triples (11, tied)...In his final full season with the RedHawks, 2019, earned a First-Team All-Mid-American Conference selection, batting .310 with a team-most 46 RBI...Graduated from Hamilton (OH) High School, where he played four years of baseball, two years of basketball and was named to the conference's All-Academic Team four times...Majored in finance at Miami...**Other:** Played in the 2010 Little League World Series with Hamilton Little League.

| Year                | Club        | AVG         | G          | AB          | R          | H          | 2B        | 3B       | HR        | RBI        | SH       | SF       | HP        | BB         | SO         | SB-CS        | OBP         | SLG         | E         |
|---------------------|-------------|-------------|------------|-------------|------------|------------|-----------|----------|-----------|------------|----------|----------|-----------|------------|------------|--------------|-------------|-------------|-----------|
| 2021                | Augusta     | .239        | 105        | 364         | 57         | 87         | 17        | 2        | 21        | 68         | 0        | 2        | 7         | 55         | 151        | 7-6          | .348        | .470        | 6         |
| 2022                | Rome        | .224        | 88         | 321         | 52         | 72         | 15        | 1        | 19        | 70         | 0        | 3        | 14        | 54         | 107        | 2-2          | .357        | .455        | 2         |
|                     | Mississippi | .114        | 23         | 79          | 6          | 9          | 1         | 0        | 3         | 6          | 0        | 1        | 2         | 9          | 38         | 0-0          | .220        | .241        | 0         |
| 2023                | Mississippi | .199        | 103        | 341         | 46         | 68         | 16        | 0        | 21        | 59         | 0        | 2        | 8         | 53         | 151        | 2-3          | .319        | .431        | 9         |
| <b>Minor Totals</b> |             | <b>.214</b> | <b>319</b> | <b>1105</b> | <b>161</b> | <b>236</b> | <b>49</b> | <b>3</b> | <b>64</b> | <b>203</b> | <b>0</b> | <b>8</b> | <b>31</b> | <b>171</b> | <b>447</b> | <b>11-11</b> | <b>.333</b> | <b>.437</b> | <b>17</b> |

**STRICKLAND, SAMUEL** *LEFT-HANDED PITCHER*

**Bats:** R                                      **Throws:** L                                      **Height:** 6-3                                      **Weight:** 220  
**Born:** 3/26/99 in Birmingham, AL                                      **Resides:** Birmingham, AL  
**School:** Samford (AL)

**Obtained:** Selected by the Braves in the 19th round of the 2021 First-Year Player Draft

| Year                | Club       | W-L         | ERA         | G         | GS        | CG       | SHO      | SV       | IP           | H          | R         | ER        | HR        | HB       | BB        | SO         | WP        | BK       |
|---------------------|------------|-------------|-------------|-----------|-----------|----------|----------|----------|--------------|------------|-----------|-----------|-----------|----------|-----------|------------|-----------|----------|
| 2021                | FCL Braves | 2-0         | 8.03        | 9         | 0         | 0        | 0        | 1        | 12.1         | 13         | 11        | 11        | 3         | 0        | 8         | 13         | 2         | 0        |
| 2022                | FCL Braves | 0-0         | 10.80       | 1         | 1         | 0        | 0        | 0        | 1.2          | 2          | 2         | 2         | 1         | 0        | 1         | 1          | 0         | 0        |
|                     | Augusta    | 5-2         | 3.41        | 14        | 11        | 0        | 0        | 0        | 60.2         | 63         | 30        | 23        | 3         | 1        | 20        | 60         | 7         | 0        |
| 2023                | Augusta    | 5-2         | 2.76        | 20        | 5         | 0        | 0        | 4        | 62.0         | 58         | 26        | 19        | 4         | 4        | 13        | 68         | 2         | 0        |
|                     | Rome       | 0-2         | 14.46       | 4         | 2         | 0        | 0        | 0        | 9.1          | 19         | 15        | 15        | 7         | 0        | 6         | 12         | 0         | 0        |
| <b>Minor Totals</b> |            | <b>12-6</b> | <b>4.32</b> | <b>48</b> | <b>19</b> | <b>0</b> | <b>0</b> | <b>5</b> | <b>146.0</b> | <b>155</b> | <b>84</b> | <b>70</b> | <b>18</b> | <b>5</b> | <b>48</b> | <b>154</b> | <b>11</b> | <b>0</b> |

**TAVAREZ, AMBIORIS** *INFIELDER*

**Bats:** R                                      **Throws:** R                                      **Height:** 6-0                                      **Weight:** 170  
**Born:** 11/12/03 in San Cristobal, Dominican Republic                                      **Resides:** San Cristobal, Dominican Republic  
**Obtained:** Signed by the Braves as a non-drafted free agent on January 15, 2021

**Amateur:** Ranked by *Baseball America* as the 25th-best player of the 2020-21 international prospect class...Signed for \$1,500,000.

| Year                | Club       | AVG         | G          | AB         | R         | H          | 2B        | 3B       | HR       | RBI       | SH       | SF       | HP        | BB        | SO         | SB-CS        | OBP         | SLG         | E         |
|---------------------|------------|-------------|------------|------------|-----------|------------|-----------|----------|----------|-----------|----------|----------|-----------|-----------|------------|--------------|-------------|-------------|-----------|
| 2022                | FCL Braves | .277        | 17         | 65         | 12        | 18         | 4         | 0        | 1        | 8         | 0        | 1        | 0         | 3         | 28         | 3-1          | .304        | .385        | 2         |
| 2023                | Augusta    | .216        | 108        | 416        | 61        | 90         | 19        | 5        | 7        | 34        | 0        | 1        | 19        | 44        | 196        | 21-20        | .319        | .337        | 24        |
| <b>Minor Totals</b> |            | <b>.225</b> | <b>125</b> | <b>481</b> | <b>73</b> | <b>108</b> | <b>23</b> | <b>5</b> | <b>8</b> | <b>42</b> | <b>0</b> | <b>2</b> | <b>19</b> | <b>47</b> | <b>224</b> | <b>24-21</b> | <b>.317</b> | <b>.343</b> | <b>26</b> |

**TAVERAS, JHONLY** *RIGHT-HANDED PITCHER*

**Bats:** R                                      **Throws:** R                                      **Height:** 6-1                                      **Weight:** 180  
**Born:** 12/16/04 in Higuey, DR                                      **Resides:** La Romana, DR  
**Obtained:** Signed by the Braves as a non-drafted free agent on January 15, 2022

| Year                | Club       | W-L        | ERA         | G         | GS        | CG       | SHO      | SV       | IP          | H         | R         | ER        | HR       | HB       | BB        | SO        | WP        | BK       |
|---------------------|------------|------------|-------------|-----------|-----------|----------|----------|----------|-------------|-----------|-----------|-----------|----------|----------|-----------|-----------|-----------|----------|
| 2022                | FCL Braves | 2-0        | 3.05        | 12        | 9         | 0        | 0        | 0        | 44.1        | 28        | 19        | 15        | 4        | 3        | 30        | 39        | 8         | 0        |
| 2023                | FCL Braves | 1-4        | 9.89        | 14        | 2         | 0        | 0        | 1        | 23.2        | 21        | 29        | 26        | 2        | 6        | 25        | 13        | 4         | 3        |
| <b>Minor Totals</b> |            | <b>3-4</b> | <b>5.43</b> | <b>26</b> | <b>11</b> | <b>0</b> | <b>0</b> | <b>1</b> | <b>68.0</b> | <b>49</b> | <b>48</b> | <b>41</b> | <b>6</b> | <b>9</b> | <b>55</b> | <b>52</b> | <b>12</b> | <b>3</b> |

**THOMPSON, TYREE** RIGHT-HANDED PITCHER

**Bats:** R                      **Throws:** R                      **Height:** 6-3                      **Weight:** 170  
**Born:** 6/12/97 in New Orleans, LA                      **Resides:** New Orleans, LA  
**School:** Edna Karr HS (LA)

**Obtained:** Signed by the Braves as a minor league free agent on February 13, 2023

| Year                | Club       | W-L          | ERA         | G          | GS        | CG       | SHO      | SV       | IP           | H          | R          | ER         | HR        | HB        | BB         | SO         | WP        | BK       |
|---------------------|------------|--------------|-------------|------------|-----------|----------|----------|----------|--------------|------------|------------|------------|-----------|-----------|------------|------------|-----------|----------|
| 2016                | Rangers    | 0-2          | 7.11        | 4          | 0         | 0        | 0        | 0        | 6.1          | 6          | 9          | 5          | 0         | 0         | 5          | 6          | 1         | 1        |
| 2017                | Spokane    | 5-1          | 3.15        | 13         | 13        | 0        | 0        | 0        | 68.2         | 63         | 25         | 24         | 7         | 5         | 22         | 44         | 3         | 1        |
| 2018                | Hickory    | 7-11         | 4.93        | 23         | 20        | 0        | 0        | 0        | 111.1        | 118        | 75         | 61         | 21        | 5         | 44         | 76         | 9         | 2        |
| 2019                | Hickory    | 6-7          | 3.30        | 18         | 18        | 0        | 0        | 0        | 92.2         | 75         | 37         | 34         | 8         | 2         | 44         | 60         | 3         | 1        |
| 2021                | Down East  | 1-0          | 2.70        | 7          | 2         | 0        | 0        | 0        | 20.0         | 16         | 8          | 6          | 2         | 2         | 15         | 19         | 3         | 0        |
| 2022                | Hickory    | 1-0          | 6.88        | 13         | 0         | 0        | 0        | 1        | 17.0         | 21         | 15         | 13         | 2         | 2         | 10         | 16         | 0         | 0        |
|                     | Round Rock | 0-0          | 13.50       | 1          | 0         | 0        | 0        | 0        | 0.2          | 2          | 3          | 1          | 1         | 0         | 2          | 2          | 0         | 0        |
| 2023                | Augusta    | 0-2          | 2.86        | 18         | 2         | 0        | 0        | 0        | 44.0         | 27         | 16         | 14         | 2         | 1         | 17         | 47         | 3         | 0        |
|                     | Rome       | 3-0          | 4.43        | 10         | 0         | 0        | 0        | 3        | 22.1         | 17         | 12         | 11         | 0         | 3         | 15         | 31         | 4         | 1        |
| <b>Minor Totals</b> |            | <b>23-23</b> | <b>3.97</b> | <b>107</b> | <b>55</b> | <b>0</b> | <b>0</b> | <b>4</b> | <b>383.0</b> | <b>345</b> | <b>200</b> | <b>169</b> | <b>43</b> | <b>20</b> | <b>174</b> | <b>301</b> | <b>26</b> | <b>6</b> |

**TOLVE, TYLER** CATCHER

**Bats:** L                      **Throws:** R                      **Height:** 6-2                      **Weight:** 195  
**Born:** 7/16/2000 in Atlanta, GA                      **Resides:** Woodstock, GA  
**School:** Kennesaw State (GA)

**Obtained:** Selected by the Braves in the 17th round of the 2021 First-Year Player Draft

| Year                | Club        | AVG         | G          | AB         | R         | H          | 2B        | 3B       | HR        | RBI       | SH       | SF       | HP       | BB        | SO         | SB-CS       | OBP         | SLG         | E         |
|---------------------|-------------|-------------|------------|------------|-----------|------------|-----------|----------|-----------|-----------|----------|----------|----------|-----------|------------|-------------|-------------|-------------|-----------|
| 2021                | FCL Braves  | .000        | 1          | 2          | 0         | 0          | 0         | 0        | 0         | 0         | 0        | 0        | 0        | 0         | 1          | 0-0         | .000        | .000        |           |
|                     | Augusta     | .294        | 23         | 85         | 12        | 25         | 3         | 2        | 2         | 10        | 0        | 0        | 1        | 6         | 28         | 2-0         | .348        | .447        |           |
| 2022                | Rome        | .261        | 75         | 287        | 42        | 75         | 14        | 5        | 12        | 47        | 0        | 3        | 5        | 30        | 104        | 8-1         | .339        | .470        | 5         |
| 2023                | Mississippi | .238        | 50         | 193        | 28        | 46         | 9         | 0        | 7         | 32        | 0        | 4        | 0        | 20        | 59         | 2-0         | .304        | .394        | 7         |
| <b>Minor Totals</b> |             | <b>.258</b> | <b>149</b> | <b>567</b> | <b>82</b> | <b>146</b> | <b>26</b> | <b>7</b> | <b>21</b> | <b>89</b> | <b>0</b> | <b>7</b> | <b>6</b> | <b>56</b> | <b>192</b> | <b>12-1</b> | <b>.327</b> | <b>.439</b> | <b>12</b> |

**VALDÉS, JAVIER** CATCHER

**Bats:** R                      **Throws:** R                      **Height:** 5-10                      **Weight:** 195  
**Born:** 11/19/98 in Miami, FL                      **Resides:** Miami, FL  
**School:** Florida International University

**Obtained:** Selected by the Braves in the 21st round of the 2019 First-Year Player Draft

| Year                | Club        | AVG         | G          | AB         | R         | H          | 2B        | 3B       | HR        | RBI       | SH       | SF       | HP        | BB         | SO         | SB-CS      | OBP         | SLG         | E         |
|---------------------|-------------|-------------|------------|------------|-----------|------------|-----------|----------|-----------|-----------|----------|----------|-----------|------------|------------|------------|-------------|-------------|-----------|
| 2019                | GCL Braves  | .088        | 23         | 57         | 3         | 5          | 2         | 0        | 0         | 3         | 2        | 0        | 3         | 11         | 13         | 1-0        | .268        | .123        | 2         |
| 2021                | FCL Braves  | .063        | 5          | 16         | 0         | 1          | 0         | 0        | 0         | 1         | 0        | 1        | 0         | 2          | 7          | 0-0        | .158        | .063        | 0         |
|                     | Augusta     | .263        | 24         | 76         | 7         | 20         | 5         | 0        | 0         | 11        | 0        | 3        | 5         | 8          | 20         | 3-0        | .359        | .329        | 2         |
|                     | Rome        | .250        | 5          | 16         | 6         | 4          | 1         | 0        | 0         | 1         | 0        | 0        | 1         | 2          | 3          | 0-0        | .368        | .313        | 0         |
| 2022                | Rome        | .263        | 54         | 186        | 32        | 49         | 7         | 0        | 11        | 34        | 0        | 1        | 13        | 21         | 33         | 0-0        | .376        | .479        | 5         |
|                     | Mississippi | .231        | 23         | 78         | 13        | 18         | 3         | 1        | 2         | 11        | 0        | 0        | 3         | 17         | 21         | 1-0        | .388        | .372        | 3         |
| 2023                | Mississippi | .234        | 73         | 239        | 33        | 56         | 14        | 1        | 8         | 26        | 0        | 2        | 11        | 46         | 63         | 1-2        | .379        | .402        | 5         |
| <b>Minor Totals</b> |             | <b>.229</b> | <b>207</b> | <b>668</b> | <b>94</b> | <b>153</b> | <b>32</b> | <b>2</b> | <b>21</b> | <b>87</b> | <b>2</b> | <b>7</b> | <b>36</b> | <b>107</b> | <b>160</b> | <b>6-2</b> | <b>.362</b> | <b>.377</b> | <b>17</b> |

**VARGAS, LUIS** RIGHT-HANDED PITCHER

**Bats:** R                      **Throws:** R                      **Height:** 5-11                      **Weight:** 196  
**Born:** 5/2/02 in Esperanza, Dominican Republic                      **Resides:** Esperanza, Dominican Republic  
**Obtained:** Signed by the Braves as a non-drafted free agent on July 6, 2018

| Year                | Club       | W-L          | ERA         | G         | GS        | CG       | SHO      | SV       | IP           | H          | R          | ER         | HR        | HB        | BB         | SO         | WP        | BK       |
|---------------------|------------|--------------|-------------|-----------|-----------|----------|----------|----------|--------------|------------|------------|------------|-----------|-----------|------------|------------|-----------|----------|
| 2019                | DSL Braves | 2-2          | 3.68        | 15        | 0         | 0        | 0        | 0        | 22.0         | 13         | 10         | 9          | 0         | 3         | 13         | 18         | 5         | 2        |
| 2021                | FCL Braves | 0-0          | 0.00        | 3         | 0         | 0        | 0        | 1        | 4.0          | 4          | 1          | 0          | 0         | 1         | 3          | 4          | 0         | 0        |
| 2022                | Augusta    | 4-4          | 3.75        | 22        | 17        | 0        | 0        | 0        | 96.0         | 86         | 48         | 40         | 10        | 7         | 42         | 106        | 11        | 1        |
| 2023                | Augusta    | 2-3          | 5.35        | 8         | 6         | 0        | 0        | 0        | 37.0         | 35         | 28         | 22         | 4         | 2         | 14         | 36         | 5         | 2        |
|                     | Rome       | 4-3          | 4.37        | 14        | 9         | 0        | 0        | 0        | 59.2         | 55         | 29         | 29         | 5         | 5         | 28         | 57         | 3         | 0        |
| <b>Minor Totals</b> |            | <b>12-12</b> | <b>4.12</b> | <b>62</b> | <b>32</b> | <b>0</b> | <b>0</b> | <b>1</b> | <b>218.2</b> | <b>193</b> | <b>116</b> | <b>100</b> | <b>19</b> | <b>18</b> | <b>100</b> | <b>221</b> | <b>24</b> | <b>5</b> |

**VERDUNG, WILL** INFIELDER

**Bats:** R                      **Throws:** R                      **Height:** 6-2                      **Weight:** 200  
**Born:** 6/8/03 in Jackson, TN                      **Resides:** Corinth, MS  
**School:** Itawamba JC (MS)  
**Obtained:** Selected by the Braves in the 13th round of the 2023 First-Year Player Draft

| Year                | Club       | AVG         | G         | AB         | R         | H         | 2B       | 3B       | HR       | RBI       | SH       | SF       | HP       | BB        | SO        | SB-CS      | OBP         | SLG         | E        |
|---------------------|------------|-------------|-----------|------------|-----------|-----------|----------|----------|----------|-----------|----------|----------|----------|-----------|-----------|------------|-------------|-------------|----------|
| 2023                | FCL Braves | .250        | 9         | 28         | 5         | 7         | 3        | 0        | 1        | 4         | 0        | 0        | 1        | 5         | 6         | 1-0        | .382        | .464        | 2        |
|                     | Augusta    | .237        | 26        | 97         | 10        | 23        | 1        | 0        | 0        | 9         | 0        | 2        | 1        | 9         | 30        | 3-3        | .303        | .247        | 6        |
| <b>Minor Totals</b> |            | <b>.240</b> | <b>35</b> | <b>125</b> | <b>15</b> | <b>30</b> | <b>4</b> | <b>0</b> | <b>1</b> | <b>13</b> | <b>0</b> | <b>2</b> | <b>2</b> | <b>14</b> | <b>36</b> | <b>4-3</b> | <b>.322</b> | <b>.296</b> | <b>8</b> |

**VICIOSO, FRANCISCO** RIGHT-HANDED PITCHER

**Bats:** R                      **Throws:** R                      **Height:** 6-0                      **Weight:** 175  
**Born:** 11/28/04 in San Pedro de Macoris, DR                      **Resides:** San Pedro de Macoris, DR  
**Obtained:** Signed by the Braves as a non-drafted free agent on April 24, 2023

| Year | Club       | W-L | ERA    | G | GS | CG | SHO | SV | IP  | H | R  | ER | HR | HB | BB | SO | WP | BK |
|------|------------|-----|--------|---|----|----|-----|----|-----|---|----|----|----|----|----|----|----|----|
| 2023 | DSL Braves | 0-2 | 351.00 | 3 | 2  | 0  | 0   | 0  | 0.1 | 0 | 14 | 13 | 0  | 4  | 11 | 1  | 17 | 0  |

**VIZCAYA, ANTHONY** RIGHT-HANDED PITCHER

**Bats:** R                      **Throws:** R                      **Height:** 6-0                      **Weight:** 180  
**Born:** 10/24/93 in Barquisimeto, VZ                      **Resides:** Barquisimeto, VZ  
**Obtained:** Signed by the Braves as a minor league free agent on January 21, 2024

| Year                | Club            | W-L          | ERA         | G         | GS        | CG       | SHO      | SV        | IP           | H          | R          | ER        | HR        | HB        | BB        | SO         | WP        | BK       |
|---------------------|-----------------|--------------|-------------|-----------|-----------|----------|----------|-----------|--------------|------------|------------|-----------|-----------|-----------|-----------|------------|-----------|----------|
| 2012                | Indians         | 3-2          | 0.94        | 13        | 12        | 0        | 0        | 0         | 67.0         | 38         | 13         | 7         | 0         | 3         | 19        | 33         | 7         | 3        |
| 2013                | Indians         | 3-1          | 6.88        | 12        | 3         | 0        | 0        | 0         | 35.1         | 52         | 28         | 27        | 2         | 4         | 14        | 33         | 5         | 0        |
| 2014                | Mahoning Valley | 1-6          | 10.64       | 15        | 1         | 0        | 0        | 0         | 33.0         | 54         | 42         | 39        | 3         | 4         | 20        | 27         | 5         | 0        |
| 2019                | Fort Myers      | 1-1          | 2.22        | 15        | 0         | 0        | 0        | 7         | 28.1         | 19         | 10         | 7         | 1         | 2         | 10        | 35         | 2         | 1        |
|                     | Pensacola       | 2-2          | 0.78        | 26        | 2         | 0        | 0        | 4         | 46.0         | 32         | 5          | 4         | 2         | 2         | 20        | 48         | 3         | 0        |
| 2022                | Syracuse        | 2-1          | 6.08        | 10        | 0         | 0        | 0        | 0         | 13.1         | 15         | 9          | 9         | 4         | 1         | 7         | 12         | 0         | 0        |
| <b>Minor Totals</b> |                 | <b>12-13</b> | <b>3.75</b> | <b>91</b> | <b>18</b> | <b>0</b> | <b>0</b> | <b>11</b> | <b>223.0</b> | <b>210</b> | <b>107</b> | <b>93</b> | <b>12</b> | <b>16</b> | <b>90</b> | <b>188</b> | <b>22</b> | <b>4</b> |

**WALDREP, HURSTON** RIGHT-HANDED PITCHER

**Bats:** R                      **Throws:** R                      **Height:** 6-2                      **Weight:** 210  
**Born:** 3/1/02 in Cairo, GA                      **Resides:** Tallahassee, FL  
**School:** Florida  
**Obtained:** Selected by the Braves in the first round of the 2023 First-Year Player Draft

| Year                | Club        | W-L        | ERA         | G        | GS       | CG       | SHO      | SV       | IP          | H         | R        | ER       | HR       | HB       | BB        | SO        | WP       | BK       |
|---------------------|-------------|------------|-------------|----------|----------|----------|----------|----------|-------------|-----------|----------|----------|----------|----------|-----------|-----------|----------|----------|
| 2023                | Augusta     | 0-0        | 3.00        | 1        | 1        | 0        | 0        | 0        | 3.0         | 3         | 2        | 1        | 0        | 0        | 1         | 8         | 1        | 0        |
|                     | Rome        | 0-0        | 0.75        | 3        | 3        | 0        | 0        | 0        | 12.0        | 4         | 3        | 1        | 0        | 0        | 5         | 17        | 0        | 0        |
|                     | Mississippi | 0-1        | 2.70        | 3        | 3        | 0        | 0        | 0        | 10.0        | 8         | 3        | 3        | 1        | 1        | 7         | 11        | 2        | 0        |
|                     | Gwinnett    | 0-0        | 0.00        | 1        | 1        | 0        | 0        | 0        | 4.1         | 4         | 0        | 0        | 0        | 0        | 3         | 5         | 0        | 1        |
| <b>Minor Totals</b> |             | <b>0-1</b> | <b>1.53</b> | <b>8</b> | <b>8</b> | <b>0</b> | <b>0</b> | <b>0</b> | <b>29.1</b> | <b>19</b> | <b>8</b> | <b>5</b> | <b>1</b> | <b>1</b> | <b>16</b> | <b>41</b> | <b>3</b> | <b>1</b> |

**WALL, CORY** RIGHT-HANDED PITCHER

**Bats:** R                      **Throws:** R                      **Height:** 6-4                      **Weight:** 245  
**Born:** 3/4/00 in Roring Brook, PA                      **Resides:** Roring Brook, PA  
**School:** College of William and Mary (VA)  
**Obtained:** Selected by the Braves in the eighth round of the 2023 First-Year Player Draft

| Year | Club    | W-L | ERA  | G | GS | CG | SHO | SV | IP   | H  | R | ER | HR | HB | BB | SO | WP | BK |
|------|---------|-----|------|---|----|----|-----|----|------|----|---|----|----|----|----|----|----|----|
| 2023 | Augusta | 2-2 | 4.30 | 9 | 0  | 0  | 0   | 0  | 14.2 | 13 | 8 | 7  | 0  | 1  | 4  | 15 | 3  | 1  |

**WARD, NICK** INFIELDER

**Bats:** L                      **Throws:** R                      **Height:** 5-10                      **Weight:** 183  
**Born:** 10/19/95 in Wynnewood, PA                      **Resides:** Kennett Square, PA  
**School:** West Chester University (PA)  
**Obtained:** Signed by the Braves as a minor league free agent on December 25, 2023

| Year                | Club         | AVG         | G          | AB         | R          | H          | 2B        | 3B        | HR        | RBI        | SH       | SF        | HP        | BB         | SO         | SB-CS       | OBP         | SLG         | E         |
|---------------------|--------------|-------------|------------|------------|------------|------------|-----------|-----------|-----------|------------|----------|-----------|-----------|------------|------------|-------------|-------------|-------------|-----------|
| 2018                | Athletics    | .273        | 48         | 154        | 33         | 42         | 4         | 7         | 2         | 27         | 0        | 2         | 4         | 30         | 37         | 8-4         | .400        | .429        | 4         |
|                     | Nashville    | .000        | 2          | 3          | 0          | 0          | 0         | 0         | 0         | 0          | 0        | 0         | 0         | 0          | 1          | 0-0         | .000        | .000        | 0         |
| 2019                | Vermont      | .267        | 13         | 45         | 13         | 12         | 2         | 0         | 2         | 5          | 0        | 1         | 3         | 11         | 6          | 0-1         | .433        | .444        | 4         |
|                     | Beloit       | .232        | 85         | 293        | 35         | 68         | 10        | 3         | 4         | 35         | 2        | 2         | 6         | 40         | 91         | 6-1         | .334        | .328        | 13        |
| 2023                | Jersey Shore | .270        | 94         | 318        | 70         | 86         | 8         | 0         | 8         | 50         | 2        | 5         | 13        | 54         | 80         | 22-3        | .392        | .371        | 8         |
|                     | Reading      | .200        | 21         | 80         | 10         | 16         | 4         | 0         | 2         | 8          | 0        | 1         | 1         | 10         | 20         | 6-0         | .294        | .325        | 4         |
| <b>Minor Totals</b> |              | <b>.251</b> | <b>263</b> | <b>893</b> | <b>161</b> | <b>224</b> | <b>28</b> | <b>10</b> | <b>18</b> | <b>125</b> | <b>4</b> | <b>11</b> | <b>27</b> | <b>145</b> | <b>235</b> | <b>42-9</b> | <b>.368</b> | <b>.365</b> | <b>33</b> |



**WHITLEY, KODI** RIGHT-HANDED PITCHER

**Bats:** R                      **Throws:** R                      **Height:** 6-3                      **Weight:** 220  
**Born:** 2/21/95 in Clayton, NC                      **Resides:** Clayton, NC  
**School:** University of Mount Olive (NC)  
**Obtained:** Signed by the Braves as a minor league free agent on July 23, 2023

| Year                | Club        | W-L          | ERA         | G          | GS       | CG       | SHO      | SV        | IP           | H          | R          | ER        | HR        | HB       | BB        | SO         | WP        | BK       |
|---------------------|-------------|--------------|-------------|------------|----------|----------|----------|-----------|--------------|------------|------------|-----------|-----------|----------|-----------|------------|-----------|----------|
| 2017                | Cardinals   | 0-0          | 1.84        | 12         | 0        | 0        | 0        | 2         | 14.2         | 15         | 4          | 3         | 0         | 1        | 3         | 19         | 2         | 0        |
|                     | Palm Beach  | 0-0          | 0.00        | 1          | 0        | 0        | 0        | 0         | 3.0          | 1          | 0          | 0         | 0         | 0        | 1         | 3          | 0         | 0        |
| 2018                | Peoria      | 4-2          | 2.51        | 41         | 2        | 0        | 0        | 9         | 71.2         | 67         | 25         | 20        | 2         | 2        | 26        | 68         | 3         | 0        |
| 2019                | Palm Beach  | 0-0          | 0.00        | 3          | 0        | 0        | 0        | 0         | 4.1          | 1          | 0          | 0         | 0         | 0        | 2         | 5          | 0         | 0        |
|                     | Springfield | 1-4          | 1.83        | 31         | 0        | 0        | 0        | 7         | 39.1         | 31         | 14         | 8         | 3         | 1        | 13        | 46         | 3         | 0        |
|                     | Memphis     | 2-0          | 1.52        | 16         | 0        | 0        | 0        | 2         | 23.2         | 21         | 5          | 4         | 0         | 0        | 4         | 27         | 1         | 0        |
| 2020                | ST. LOUIS   | 0-0          | 1.93        | 4          | 0        | 0        | 0        | 0         | 4.2          | 2          | 1          | 1         | 1         | 0        | 1         | 5          | 0         | 0        |
| 2021                | Springfield | 1-2          | 13.50       | 6          | 1        | 0        | 0        | 0         | 4.2          | 5          | 8          | 7         | 1         | 0        | 3         | 8          | 0         | 0        |
|                     | Memphis     | 3-0          | 1.69        | 12         | 0        | 0        | 0        | 3         | 16.0         | 11         | 4          | 3         | 1         | 1        | 7         | 21         | 0         | 0        |
|                     | ST. LOUIS   | 0-0          | 2.49        | 25         | 0        | 0        | 0        | 0         | 25.1         | 15         | 8          | 7         | 1         | 0        | 12        | 27         | 1         | 1        |
| 2022                | Memphis     | 1-0          | 3.86        | 30         | 0        | 0        | 0        | 3         | 32.2         | 33         | 16         | 14        | 8         | 0        | 16        | 32         | 1         | 0        |
|                     | ST. LOUIS   | 2-0          | 5.68        | 14         | 0        | 0        | 0        | 0         | 12.2         | 11         | 8          | 8         | 2         | 2        | 9         | 12         | 0         | 0        |
| 2023                | Memphis     | 1-5          | 5.19        | 32         | 0        | 0        | 0        | 3         | 43.1         | 55         | 28         | 25        | 8         | 1        | 13        | 48         | 2         | 0        |
|                     | Gwinnett    | 0-0          | 6.43        | 14         | 0        | 0        | 0        | 0         | 14.0         | 17         | 10         | 10        | 2         | 0        | 11        | 10         | 3         | 0        |
| <b>Major Totals</b> |             | <b>2-0</b>   | <b>3.38</b> | <b>43</b>  | <b>0</b> | <b>0</b> | <b>0</b> | <b>0</b>  | <b>42.2</b>  | <b>28</b>  | <b>17</b>  | <b>16</b> | <b>4</b>  | <b>2</b> | <b>22</b> | <b>44</b>  | <b>1</b>  | <b>1</b> |
| <b>Minor Totals</b> |             | <b>13-13</b> | <b>3.16</b> | <b>198</b> | <b>3</b> | <b>0</b> | <b>0</b> | <b>29</b> | <b>267.1</b> | <b>257</b> | <b>114</b> | <b>94</b> | <b>25</b> | <b>6</b> | <b>99</b> | <b>287</b> | <b>15</b> | <b>0</b> |

**WILLIAMS, NOAH** OUTFIELDER

**Bats:** S                      **Throws:** R                      **Height:** 6-2                      **Weight:** 180  
**Born:** 4/12/04 in Bellflower, CA                      **Resides:** Carson, CA  
**School:** Redondo Union HS (CA)  
**Obtained:** Selected by the Braves in the 18th round of the 2022 First-Year Player Draft.

| Year                | Club       | AVG         | G         | AB         | R         | H         | 2B       | 3B       | HR       | RBI       | SH       | SF       | HP       | BB        | SO        | SB-CS      | OBP         | SLG         | E        |
|---------------------|------------|-------------|-----------|------------|-----------|-----------|----------|----------|----------|-----------|----------|----------|----------|-----------|-----------|------------|-------------|-------------|----------|
| 2022                | FCL Braves | .233        | 10        | 30         | 1         | 7         | 1        | 0        | 0        | 1         | 0        | 0        | 0        | 4         | 13        | 2-0        | .324        | .267        | 0        |
|                     | Augusta    | .353        | 5         | 17         | 2         | 6         | 2        | 0        | 0        | 2         | 0        | 0        | 1        | 2         | 2         | 1-2        | .450        | .471        | 0        |
| 2023                | FCL Braves | .165        | 32        | 91         | 10        | 15        | 3        | 0        | 0        | 8         | 0        | 2        | 3        | 16        | 24        | 4-2        | .304        | .198        | 1        |
| <b>Minor Totals</b> |            | <b>.203</b> | <b>47</b> | <b>138</b> | <b>13</b> | <b>28</b> | <b>6</b> | <b>0</b> | <b>0</b> | <b>11</b> | <b>0</b> | <b>2</b> | <b>4</b> | <b>22</b> | <b>39</b> | <b>7-4</b> | <b>.325</b> | <b>.246</b> | <b>1</b> |

**WILLIAMS, PEYTON** RIGHT-HANDED PITCHER

**Bats:** R                      **Throws:** R                      **Height:** 6-2                      **Weight:** 205  
**Born:** 5/6/98 in Chapel Hill, NC                      **Resides:** Biscoe, NC  
**School:** Catawba College (NC)  
**Obtained:** Selected by the Braves in the 20th round of the 2019 First-Year Player Draft

| Year                | Club        | W-L        | ERA         | G          | GS       | CG       | SHO      | SV        | IP           | H          | R         | ER        | HR        | HB        | BB        | SO         | WP        | BK       |
|---------------------|-------------|------------|-------------|------------|----------|----------|----------|-----------|--------------|------------|-----------|-----------|-----------|-----------|-----------|------------|-----------|----------|
| 2019                | Danville    | 2-3        | 6.38        | 12         | 3        | 0        | 0        | 0         | 24.0         | 22         | 19        | 17        | 4         | 2         | 9         | 21         | 3         | 0        |
|                     | GCL Braves  | 0-0        | 4.50        | 1          | 1        | 0        | 0        | 0         | 2.0          | 2          | 1         | 1         | 0         | 0         | 1         | 3          | 0         | 0        |
| 2021                | Augusta     | 2-0        | 4.24        | 20         | 0        | 0        | 0        | 7         | 23.1         | 21         | 12        | 11        | 2         | 3         | 9         | 31         | 2         | 1        |
| 2022                | Augusta     | 3-3        | 4.62        | 34         | 1        | 0        | 0        | 1         | 48.2         | 47         | 28        | 25        | 5         | 3         | 24        | 57         | 4         | 0        |
| 2023                | Rome        | 0-1        | 4.15        | 26         | 0        | 0        | 0        | 8         | 34.2         | 30         | 18        | 16        | 4         | 3         | 15        | 52         | 1         | 0        |
|                     | Mississippi | 0-1        | 7.56        | 11         | 0        | 0        | 0        | 0         | 16.2         | 19         | 14        | 14        | 4         | 2         | 7         | 20         | 4         | 0        |
| <b>Minor Totals</b> |             | <b>7-8</b> | <b>5.06</b> | <b>104</b> | <b>5</b> | <b>0</b> | <b>0</b> | <b>16</b> | <b>149.1</b> | <b>141</b> | <b>92</b> | <b>84</b> | <b>19</b> | <b>13</b> | <b>65</b> | <b>184</b> | <b>14</b> | <b>1</b> |

**WILSON, BROOKS** RIGHT-HANDED PITCHER

**Bats:** L                      **Throws:** R                      **Height:** 6-2                      **Weight:** 214  
**Born:** 3/15/96 in Lakeland, FL                      **Resides:** Tampa, FL  
**School:** Stetson (FL)  
**Obtained:** Selected by the Braves in the seventh round of the 2018 First-Year Player Draft

| Year                | Club                    | W-L         | ERA         | G         | GS        | CG       | SHO      | SV       | IP           | H          | R         | ER        | HR       | HB       | BB        | SO         | WP        | BK       |
|---------------------|-------------------------|-------------|-------------|-----------|-----------|----------|----------|----------|--------------|------------|-----------|-----------|----------|----------|-----------|------------|-----------|----------|
| 2018                | Danville                | 2-1         | 1.45        | 10        | 0         | 0        | 0        | 1        | 18.2         | 13         | 4         | 3         | 2        | 0        | 6         | 17         | 3         | 0        |
|                     | Rome                    | 1-1         | 1.00        | 7         | 0         | 0        | 0        | 0        | 9.0          | 7          | 2         | 1         | 1        | 1        | 3         | 8          | 1         | 0        |
| 2019                | Florida                 | 4-3         | 2.47        | 24        | 11        | 1        | 0        | 0        | 87.1         | 80         | 31        | 24        | 2        | 2        | 25        | 73         | 10        | 0        |
| 2021                | Mississippi             | 3-1         | 2.45        | 33        | 0         | 0        | 0        | 5        | 44.0         | 32         | 12        | 12        | 3        | 2        | 17        | 73         | 10        | 0        |
|                     | Gwinnett                | 0-0         | 1.50        | 6         | 0         | 0        | 0        | 1        | 6.0          | 2          | 1         | 1         | 0        | 1        | 2         | 11         | 1         | 0        |
| 2022                | Injured - Did Not Pitch |             |             |           |           |          |          |          |              |            |           |           |          |          |           |            |           |          |
| 2023                | FCL Braves              | 0-0         | 0.00        | 1         | 0         | 0        | 0        | 0        | 1.0          | 0          | 0         | 0         | 0        | 0        | 0         | 1          | 0         | 0        |
|                     | Rome                    | 0-0         | 4.50        | 2         | 0         | 0        | 0        | 0        | 2.0          | 3          | 1         | 1         | 0        | 0        | 1         | 3          | 0         | 0        |
|                     | Mississippi             | 2-0         | 1.08        | 6         | 0         | 0        | 0        | 1        | 8.1          | 1          | 1         | 1         | 1        | 0        | 2         | 12         | 2         | 0        |
|                     | Gwinnett                | 0-0         | 9.00        | 2         | 0         | 0        | 0        | 0        | 2.0          | 1          | 2         | 2         | 0        | 0        | 4         | 2          | 0         | 0        |
| <b>Minor Totals</b> |                         | <b>12-6</b> | <b>2.27</b> | <b>91</b> | <b>11</b> | <b>1</b> | <b>0</b> | <b>8</b> | <b>178.1</b> | <b>139</b> | <b>54</b> | <b>45</b> | <b>9</b> | <b>6</b> | <b>60</b> | <b>200</b> | <b>27</b> | <b>0</b> |

**WORKINGER, ETHAN** *OUTFIELDER*

**Bats:** R                                      **Throws:** R                                      **Height:** 6-3                                      **Weight:** 185  
**Born:** 10/19/01 in Oceanside, CA                                      **Resides:** Encinitas, CA  
**School:** San Diego City CC (CA)  
**Obtained:** Signed by the Braves as a non-drafted free agent on June 22, 2020  
**Signed By:** Daniel Cox

**Amateur:** Played one season with San Diego City Community College and batted .387 (29-for-75) in 19 games, leading the team in hits (29), triples (5) and RBI (24)...Also hit six doubles and scored 19 runs...Went to high school at California Connections Academy in San Juan Capistrano, between San Diego and Los Angeles.

| Year                | Club       | AVG         | G          | AB         | R         | H          | 2B        | 3B        | HR        | RBI        | SH       | SF        | HP       | BB        | SO         | SB-CS        | OBP         | SLG         | E        |
|---------------------|------------|-------------|------------|------------|-----------|------------|-----------|-----------|-----------|------------|----------|-----------|----------|-----------|------------|--------------|-------------|-------------|----------|
| 2021                | FCL Braves | .186        | 35         | 102        | 12        | 19         | 3         | 3         | 2         | 15         | 0        | 6         | 3        | 11        | 33         | 2-1          | .270        | .333        | 2        |
| 2022                | FCL Braves | .239        | 42         | 155        | 20        | 37         | 10        | 3         | 4         | 27         | 0        | 1         | 3        | 13        | 31         | 2-5          | .308        | .419        | 2        |
|                     | Augusta    | .270        | 17         | 63         | 10        | 17         | 4         | 2         | 2         | 15         | 0        | 1         | 0        | 6         | 20         | 1-0          | .329        | .492        | 0        |
|                     | Rome       | .167        | 2          | 6          | 1         | 1          | 0         | 0         | 0         | 0          | 0        | 0         | 0        | 1         | 1          | 0-0          | .286        | .167        | 0        |
| 2023                | Augusta    | .289        | 61         | 225        | 41        | 65         | 10        | 3         | 11        | 33         | 0        | 0         | 2        | 31        | 46         | 5-4          | .380        | .507        | 4        |
|                     | Rome       | .221        | 52         | 190        | 15        | 42         | 13        | 0         | 1         | 24         | 0        | 2         | 0        | 9         | 64         | 0-0          | .254        | .305        | 1        |
| <b>Minor Totals</b> |            | <b>.244</b> | <b>210</b> | <b>741</b> | <b>99</b> | <b>181</b> | <b>40</b> | <b>11</b> | <b>20</b> | <b>114</b> | <b>0</b> | <b>10</b> | <b>8</b> | <b>71</b> | <b>195</b> | <b>10-10</b> | <b>.313</b> | <b>.409</b> | <b>9</b> |

**WORRELL, BRYSON** *OUTFIELDER*

**Bats:** S                                      **Throws:** R                                      **Height:** 6-2                                      **Weight:** 215  
**Born:** 11/7/98 in Wilson, NC                                      **Resides:** Greenville, NC  
**School:** East Carolina  
**Obtained:** Signed by the Braves as a non-drafted free agent on July 22, 2022

| Year                | Club        | AVG         | G         | AB         | R         | H         | 2B        | 3B       | HR       | RBI       | SH       | SF       | HP       | BB        | SO         | SB-CS       | OBP         | SLG         | E        |
|---------------------|-------------|-------------|-----------|------------|-----------|-----------|-----------|----------|----------|-----------|----------|----------|----------|-----------|------------|-------------|-------------|-------------|----------|
| 2022                | FCL Braves  | .333        | 10        | 27         | 1         | 9         | 2         | 2        | 0        | 8         | 0        | 0        | 1        | 5         | 9          | 0-1         | .455        | .556        | 0        |
| 2023                | Augusta     | .209        | 56        | 201        | 30        | 42        | 8         | 4        | 6        | 25        | 0        | 0        | 3        | 32        | 81         | 17-1        | .326        | .378        | 2        |
|                     | Rome        | .136        | 7         | 22         | 3         | 3         | 0         | 0        | 0        | 2         | 0        | 1        | 1        | 4         | 13         | 1-0         | .286        | .136        | 0        |
|                     | Mississippi | .100        | 3         | 10         | 0         | 1         | 1         | 0        | 0        | 0         | 0        | 0        | 0        | 1         | 4          | 0-0         | .182        | .200        | 0        |
| <b>Minor Totals</b> |             | <b>.212</b> | <b>76</b> | <b>260</b> | <b>34</b> | <b>55</b> | <b>11</b> | <b>6</b> | <b>6</b> | <b>35</b> | <b>0</b> | <b>1</b> | <b>5</b> | <b>42</b> | <b>107</b> | <b>18-2</b> | <b>.331</b> | <b>.369</b> | <b>2</b> |

**ZAPATA, DAURY** *RIGHT-HANDED PITCHER*

**Bats:** R                                      **Throws:** R                                      **Height:** 6-1                                      **Weight:** 170  
**Born:** 11/8/02 in Santo Domingo, DR                                      **Resides:** Santo Domingo, DR  
**Obtained:** Signed by the Braves as a non-drafted free agent on October 5, 2022

| Year                                   | Club | W-L | ERA | G | GS | CG | SHO | SV | IP | H | R | ER | HR | HB | BB | SO | WP | BK |
|--|------|-----|-----|---|----|----|-----|----|----|---|---|----|----|----|----|----|----|----|
| 2023 Will Be First Professional Season |      |     |     |   |    |    |     |    |    |   |   |    |    |    |    |    |    |    |

**ZEBROWSKI, ADAM** *CATCHER*

**Bats:** R                                      **Throws:** R                                      **Height:** 6-3                                      **Weight:** 240  
**Born:** 9/28/00 in Albany, NY                                      **Resides:** Albany, NY  
**School:** St. John Fisher College (NY)  
**Obtained:** Selected by the Braves in the 13th round of the 2021 First-Year Player Draft.

| Year                | Club       | AVG         | G          | AB         | R         | H          | 2B        | 3B       | HR        | RBI        | SH       | SF       | HP        | BB         | SO         | SB-CS      | OBP         | SLG         | E         |
|---------------------|------------|-------------|------------|------------|-----------|------------|-----------|----------|-----------|------------|----------|----------|-----------|------------|------------|------------|-------------|-------------|-----------|
| 2021                | FCL Braves | .235        | 6          | 17         | 2         | 4          | 2         | 0        | 0         | 6          | 0        | 0        | 0         | 2          | 4          | 0-0        | .316        | .353        | 1         |
| 2021                | Augusta    | .211        | 11         | 38         | 1         | 8          | 2         | 0        | 0         | 4          | 0        | 0        | 2         | 3          | 12         | 0-0        | .302        | .263        | 2         |
| 2022                | Augusta    | .238        | 75         | 265        | 51        | 63         | 15        | 2        | 10        | 53         | 0        | 3        | 4         | 54         | 74         | 0-0        | .371        | .423        | 15        |
| 2022                | Rome       | .114        | 11         | 35         | 2         | 4          | 0         | 0        | 1         | 3          | 0        | 1        | 0         | 3          | 11         | 0-0        | .180        | .200        | 0         |
| <b>Minor Totals</b> |            | <b>.213</b> | <b>198</b> | <b>685</b> | <b>89</b> | <b>146</b> | <b>35</b> | <b>3</b> | <b>24</b> | <b>104</b> | <b>0</b> | <b>5</b> | <b>12</b> | <b>106</b> | <b>220</b> | <b>4-0</b> | <b>.327</b> | <b>.378</b> | <b>17</b> |



# 2023 BRAVES MINOR LEAGUE BATTING LEADERS

## BATTING AVERAGE\*

|                     |      |
|---------------------|------|
| 1. Vaughn Grissom   | .330 |
| 2. Ignacio Alvarez  | .284 |
| 3. David McCabe     | .276 |
| 4. Luke Waddell     | .275 |
| 5. Nick Solak       | .272 |
| 6. Dalton Guthrie   | .271 |
| 7. Keshawn Ogans    | .265 |
| 8. Geraldo Quintero | .251 |
| 9. Yolmer Sánchez   | .236 |
| 10. Braden Shewmake | .234 |

## DOUBLES

|                      |    |
|----------------------|----|
| 1. Vaughn Grissom    | 36 |
| 2. Braden Shewmake   | 28 |
| 3. Drake Baldwin     | 26 |
| 4. Ignacio Alvarez   | 24 |
| T5. Ethan Workinger  | 23 |
| David McCabe         | 23 |
| T7. Justin Janas     | 22 |
| Keshawn Ogans        | 22 |
| T9. Cal Conley       | 21 |
| Kevin Kilpatrick Jr. | 21 |

## RUNS BATTED IN

|                     |    |
|---------------------|----|
| 1. David McCabe     | 75 |
| 2. Luke Waddell     | 74 |
| 3. Drew Lugbauer    | 73 |
| 4. Braden Shewmake  | 69 |
| 5. Keshawn Ogans    | 67 |
| 6. Ignacio Alvarez  | 66 |
| 7. Yolmer Sánchez   | 62 |
| T8. Vaughn Grissom  | 61 |
| Drake Baldwin       | 61 |
| 10. Landon Stephens | 59 |

## RUNS

|                         |    |
|-------------------------|----|
| 1. Braden Shewmake      | 79 |
| 2. Kevin Kilpatrick Jr. | 75 |
| 3. Vaughn Grissom       | 74 |
| 4. Luke Waddell         | 73 |
| 5. Cal Conley           | 67 |
| T6. Justin Dean         | 65 |
| Justin Janas            | 65 |
| T8. Drake Baldwin       | 63 |
| David McCabe            | 63 |
| 10. 2 tied              | 62 |

## TRIPLES

|                         |   |
|-------------------------|---|
| 1. Kevin Kilpatrick Jr. | 7 |
| 2. Forrest Wall         | 6 |
| T3. Cody Milligan       | 5 |
| Ambioris Tavarez        | 5 |
| Geraldo Quintero        | 5 |
| T6. Vaughn Grissom      | 4 |
| Bryson Worrell          | 4 |
| 8. 5 tied               | 3 |

## OPS\*

|                    |      |
|--------------------|------|
| 1. Vaughn Grissom  | .921 |
| 2. David McCabe    | .835 |
| 3. Nick Solak      | .808 |
| 4. Ignacio Alvarez | .787 |
| 5. Luke Waddell    | .760 |
| 6. Keshawn Ogans   | .757 |
| 7. Yolmer Sanchez  | .731 |
| 8. Dalton Guthrie  | .707 |
| 9. Braden Shewmake | .706 |
| 10. Cade Bunnell   | .681 |

## HITS

|                          |     |
|--------------------------|-----|
| T1. Vaughn Grissom       | 131 |
| Luke Waddell             | 131 |
| 3. Justin Janas          | 123 |
| 4. David McCabe          | 121 |
| 5. Ignacio Alvarez       | 119 |
| 6. Cal Conley            | 117 |
| 7. Braden Shewmake       | 111 |
| 8. Drake Baldwin         | 108 |
| 9. Ethan Workinger       | 107 |
| 10. Kevin Kilpatrick Jr. | 106 |

## HOME RUNS

|                     |    |
|---------------------|----|
| 1. Drew Lugbauer    | 25 |
| 2. Landon Stephens  | 21 |
| T3. Joe Dunand      | 17 |
| Jeremy Celedonio    | 17 |
| David McCabe        | 17 |
| T6. Braden Shewmake | 16 |
| Drake Baldwin       | 16 |
| Cade Bunnell        | 16 |
| 9. Jesse Franklin V | 15 |
| 10. Adam Zebrowski  | 13 |

## STOLEN BASES

|                      |    |
|----------------------|----|
| 1. Forrest Wall      | 52 |
| 2. Justin Dean       | 35 |
| 3. Tyler Collins     | 33 |
| T4. Cal Conley       | 32 |
| Kevin Kilpatrick Jr. | 32 |
| T6. Luke Waddell     | 29 |
| Geraldo Quintero     | 29 |
| 8. Braden Shewmake   | 27 |
| 9. Cory Acton        | 24 |
| 10. 2 tied           | 23 |

Players with more than 3.1 plate appearances per team game\*

## MLB.COM'S TOP 10 BRAVES PROSPECTS

| No.    | Player (age entering 2024 season) | Position             | 2023 Club(s)  |
|--------|-----------------------------------|----------------------|---|
| No. 1  | AJ Smith-Shawver (21)             | Right-Handed Pitcher | Rome (A+), Mississippi (AA), Gwinnett (AAA), Atlanta (NL) |
| No. 2  | Hurston Waldrep (22)              | Right-Handed Pitcher | Augusta (A), Rome (A+), Mississippi (AA), Gwinnett (AAA)  |
| No. 3  | Spencer Schwellenbach (23)        | Right-Handed Pitcher | Augusta (A), Rome (A+)                                    |
| No. 4  | JR Ritchie (20)                   | Right-Handed Pitcher | Augusta (A)   |
| No. 5  | Owen Murphy (20)                  | Right-Handed Pitcher | Augusta (A), Rome (A+)                                    |
| No. 6  | Nacho Alvarez Jr. (20)            | Infielder            | Rome (A+)   |
| No. 7  | Jose Perdomo (17)                 | Infielder            | N/A   |
| No. 8  | Cade Kuehler (21)                 | Right-Handed Pitcher | Augusta (A)   |
| No. 9  | Luis Guanipa (18)                 | Outfielder           | Braves (DOSL)   |
| No. 10 | Drue Hackenberg (21)              | Right-Handed Pitcher | Augusta (A), Mississippi (AA)                             |



# 2023 BRAVES MINOR LEAGUE PITCHING LEADERS

## WINS

|     |                     |    |
|-----|---------------------|----|
| 1.  | Jorge Bautista..... | 10 |
| T2. | Allan Winans .....  | 9  |
|     | Domingo Robles..... | 9  |
| T4. | Grant Holmes.....   | 7  |
|     | Nolan Martinez..... | 7  |
|     | Hunter Riggins..... | 7  |
| T7. | 5 tied.....         | 6  |

## INNINGS PITCHED

|     |                      |       |
|-----|----------------------|-------|
| 1.  | Domingo Robles.....  | 129.0 |
| T2. | Alan Rangel .....    | 127.0 |
|     | Luis De Avila.....   | 127.0 |
| 4.  | Allan Winans .....   | 126.1 |
| 5.  | Ian Mejia.....       | 121.0 |
| 6.  | Daniel Martinez..... | 110.2 |
| 7.  | Jorge Bautista.....  | 107.0 |
| 8.  | Luis Vargas.....     | 96.2  |
| 9.  | Owen Murphy .....    | 89.2  |
| 10. | Michael Soroka.....  | 87.0  |

## STRIKEOUTS

|     |                      |     |
|-----|----------------------|-----|
| 1.  | Alan Rangel.....     | 140 |
| 2.  | Domingo Robles.....  | 131 |
| 3.  | Luis De Avila.....   | 128 |
| 4.  | Daniel Martinez..... | 116 |
| 5.  | Jhancarlos Lara..... | 114 |
| T6. | Allan Winans .....   | 113 |
|     | Owen Murphy .....    | 113 |
| 8.  | Jorge Bautista.....  | 111 |
| 9.  | Ian Mejia.....       | 110 |
| 10. | Luis Vargas.....     | 93  |

## GAMES PITCHED

|     |                       |    |
|-----|-----------------------|----|
| 1.  | Grant Holmes.....     | 50 |
| 2.  | Kyle Wilcox.....      | 48 |
| 3.  | Ty Tice.....          | 45 |
| 4.  | Trey Riley.....       | 42 |
| T5. | Domingo Gonzalez..... | 40 |
|     | Jake McSteen.....     | 40 |
|     | Hayden Harris.....    | 40 |
| T8. | Brian Moran.....      | 38 |
|     | Elison Joseph.....    | 38 |
|     | Rob Griswold.....     | 38 |

## ERA (STARTERS)

|     |                            |      |
|-----|----------------------------|------|
| 1.  | Spencer Schwellenbach..... | 2.49 |
| 2.  | AJ Smith-Shawver.....      | 2.76 |
| 3.  | Allan Winans .....         | 2.85 |
| 4.  | Tyler Owens.....           | 3.03 |
| 5.  | Luis De Avila.....         | 3.26 |
| 6.  | Michael Soroka.....        | 3.41 |
| 7.  | Daniel Martinez.....       | 3.50 |
| 8.  | Domingo Robles.....        | 3.91 |
| 9.  | Cedric De Grandpre.....    | 3.95 |
| 10. | Patrick Halligan .....     | 4.02 |

## ERA (RELIEVERS)

|     |                         |      |
|-----|-------------------------|------|
| 1.  | Ronaldo Alesandro ..... | 2.38 |
| 2.  | Kyle Wilcox.....        | 2.62 |
| 3.  | Jonathan Hughes.....    | 3.08 |
| 4.  | Victor Vodnik.....      | 3.10 |
| 5.  | Brian Moran.....        | 3.21 |
| 6.  | Alec Barger.....        | 3.29 |
| 7.  | Rob Griswold.....       | 3.31 |
| 8.  | Landon Harper.....      | 3.34 |
| 9.  | Miguel Peña .....       | 3.35 |
| 10. | Grant Holmes.....       | 3.54 |

## SAVES

|     |                         |    |
|-----|-------------------------|----|
| 1.  | Grant Holmes.....       | 13 |
| 2.  | Elison Joseph.....      | 10 |
| T3. | Peyton Williams.....    | 8  |
|     | Rob Griswold.....       | 8  |
| 5.  | Yacksel Rios.....       | 7  |
| 6.  | Ronaldo Alesandro ..... | 6  |
| T7. | Kyle Wilcox.....        | 5  |
|     | Alec Barger.....        | 5  |
|     | Landon Harper.....      | 5  |
|     | Jonathan Hughes.....    | 5  |

## WHIP (STARTERS)

|     |                            |      |
|-----|----------------------------|------|
| 1.  | Spencer Schwellenbach..... | 0.98 |
| 2.  | Michael Soroka.....        | 1.07 |
| 3.  | Allan Winans .....         | 1.08 |
| 4.  | AJ Smith-Shawver.....      | 1.13 |
| 5.  | Scott Blewett.....         | 1.21 |
| 6.  | Jorge Bautista.....        | 1.21 |
| 7.  | Daniel Martinez.....       | 1.23 |
| 8.  | Ian Mejia.....             | 1.23 |
| 9.  | Jhancarlos Lara.....       | 1.25 |
| 10. | Cedric De Grandpre.....    | 1.26 |

## HITS/9.0 IP (STARTERS)

|     |                            |      |
|-----|----------------------------|------|
| 1.  | AJ Smith-Shawver.....      | 5.37 |
| 2.  | Jhancarlos Lara.....       | 6.64 |
| 3.  | Spencer Schwellenbach..... | 6.65 |
| 4.  | Michael Soroka.....        | 6.72 |
| 5.  | Allan Winans .....         | 7.20 |
| 6.  | Luis De Avila.....         | 7.30 |
| 7.  | Scott Blewett.....         | 7.31 |
| 8.  | Jorge Bautista.....        | 7.49 |
| 9.  | Daniel Martinez.....       | 8.13 |
| 10. | Alan Rangel.....           | 8.22 |

Starters: 10 starts... Relievers: min. 30 G

# ATLANTA BRAVES NO. 1 DRAFT CHOICES

| Year | Selection #                | Regular Phase           | Secondary Phase     |
|------|----------------------------|-------------------------|---------------------|
| 1966 | 11                         | Al Santorini, P         | Oscar Brown, OF     |
| 1967 | 12                         | Andy Finlay, OF         | Garry Hill, P       |
| 1968 | 7                          | Curtis Moore, C         | Larry Pyre, P       |
| 1969 | 12                         | Gene Holbert, C         | Gary Robson, P      |
| 1970 | 21                         | Ron Broaddus, P         | William Hodge, C    |
| 1971 | 10                         | Taylor Duncan, INF      | Mike Beard, P       |
| 1972 | 11                         | Preston Hanna, P        | Mike Bahnick, P     |
| 1973 | 10                         | Pat Rockett, SS         | No Selection        |
| 1974 | 5                          | Dale Murphy, C          | Scott McGlamory, P  |
| 1975 | 18                         | Don Young, C            | David Stevens, OF   |
| 1976 | 3                          | Ken Smith, 1B           | Gerald Price, INF   |
| 1977 | 4                          | Tim Cole, P             | Mark Martin, C      |
| 1978 | 1                          | Bob Horner, 3B          | James Watkins, C    |
| 1979 | 4                          | Brad Komminsk, OF       | No Selection        |
| 1980 | 3                          | Ken Dayley, P           | Jeff Dedmon, P      |
| 1981 | 12                         | Jay Roberts, OF         | John Wallace, OF    |
| 1982 | 9                          | Duane Ward, P           | John Bryant, CF     |
| 1983 | 74 (3rd round)             | Marty Clary, P          | Kevin Williamson, P |
| 1984 | 19                         | Drew Denson, 1B         | Jeff Blauser, SS    |
| 1985 | 14                         | Tommy Greene, P         | Dodd Johnson, INF   |
| 1986 | 5                          | Kent Mercker, P         | Kevin Brown, P      |
| 1987 | 6                          | Derek Lilliquist, P     | No Second Phase     |
| 1988 | 3                          | Steve Avery, P          | No Second Phase     |
| 1989 | 2                          | Tyler Houston, C        | No Second Phase     |
| 1990 | 1                          | Chipper Jones, SS       | No Second Phase     |
| 1991 | 2                          | Mike Kelly, OF          | No Second Phase     |
| 1992 | 21                         | Jamie Arnold, P         | No Second Phase     |
| 1993 | 66 (2nd round)             | Andre King, OF*         | No Second Phase     |
| 1994 | 27                         | Jacob Shumate, P        | No Second Phase     |
| 1995 | 26                         | Chad Hutchinson, P**    | No Second Phase     |
| 1996 | 27                         | A.J. Zapp, 1B           | No Second Phase     |
| 1997 | 29                         | Troy Cameron, SS        | No Second Phase     |
| 1998 | 52 (2nd round)             | Matthew Belisle, P#     | No Second Phase     |
| 1999 | 81 (2nd round)             | Matteaus Butler, P@     | No Second Phase     |
| 2000 | 29                         | Adam Wainwright, P      | No Second Phase     |
| 2001 | 24                         | Macay McBride, LHP      | No Second Phase     |
| 2002 | 23                         | Jeff Francoeur, OF      | No Second Phase     |
| 2003 | 35 (Supplemental round)    | Luis Atilano, P         | No Second Phase     |
| 2004 | 71 (2nd round)             | Eric Campbell, 3B^      | No Second Phase     |
| 2005 | 27                         | Joey Devine, RHP        | No Second Phase     |
| 2006 | 24                         | John (Cody) Johnson, OF | No Second Phase     |
| 2007 | 14                         | Jason Heyward, OF       | No Second Phase     |
| 2008 | 40                         | Brett DeVal, LHP%       | No Second Phase     |
| 2009 | 7                          | Mike Minor, LHP         | No Second Phase     |
| 2010 | 35 (Supplemental round)    | Matt Lipka, SS^^        | No Second Phase     |
| 2011 | 28                         | Sean Gilmartin, LHP     | No Second Phase     |
| 2012 | 21                         | Lucas Sims, RHP         | No Second Phase     |
| 2013 | 31 (Supplemental round)    | Jason Hursh, RHP&       | No Second Phase     |
| 2014 | 32 (Supplemental round)    | Braxton Davidson, OF\$  | No Second Phase     |
| 2015 | 14                         | Kolby Allard, LHP       | No Second Phase     |
|      | 28                         | Mike Soroka, RHP+       | No Second Phase     |
|      | 41 (Competitive Balance-A) | Austin Riley, 3B!       | No Second Phase     |
| 2016 | 3                          | Ian Anderson, RHP       | No Second Phase     |
|      | 40 (Competitive Balance-A) | Joey Wentz, LHP++       | No Second Phase     |
| 2017 | 5                          | Kyle Wright, RHP        | No Second Phase     |
| 2018 | 8                          | Carter Stewart, RHP**   | No Second Phase     |
| 2019 | 9                          | Shea Langeliers, C###   | No Second Phase     |
|      | 21                         | Braden Shewmake, SS     | No Second Phase     |
| 2020 | 25                         | Jared Shuster, LHP      | No Second Phase     |
| 2021 | 24                         | Ryan Cusick, RHP        | No Second Phase     |
| 2022 | 20                         | Owen Murphy, RHP        | No Second Phase     |
| 2023 | 24                         | Hurston Waldrep, RHP    | No Second Phase     |

## First-Round Selection Transactions

\*Braves' selection was sent to Chicago for Greg Maddux.  
 #Braves' selection was sent to Colorado for Andres Galarraga.  
 @Braves' selection was sent to St. Louis for Brian Jordan.  
 ^ Braves' selection was sent to Texas for John Thomson.  
 % Braves' selection was sent to New York (NL) for Tom Glavine.  
 ^^ Braves' selection was sent to Boston for Billy Wagner.  
 & Braves' selection was sent to Tampa Bay for B.J. Upton.

§ Braves' selection was sent to Kansas City for Ervin Santana.

+ Braves awarded selection for Ervin Santana.

! Braves acquired competitive balance round-A selection as part of a six-player trade on April 5, 2015.

++ Braves acquired competitive balance round-A selection as part of a three-team, 13-player trade on July 30, 2015.

## Braves' selection for not signing 2018 first-round draft pick RHP Carter Stewart



**BRAVES HISTORY**

# BRAVES YEARLY FINISHES

## BOSTON (1876-1952)

| Year   | Pos. | Won | Lost | Pct. | GB/GA | HR  | Bat Avg | ERA  | Fld Avg | Manager   | Attendance |
|--------|------|-----|------|------|-------|-----|---------|------|---------|---|------------|
| 1876   | 4    | 39  | 31   | .557 | -15.0 | 9   | .266    | 2.51 | .860    | Harry Wright                                    |            |
| 1877   | 1    | 42  | 18   | .700 | +7.0  | 4   | .296    | 2.15 | .888    | Harry Wright                                    |            |
| 1878   | 1    | 41  | 19   | .683 | +4.0  | 2   | .241    | 2.32 | .914    | Harry Wright                                    |            |
| 1879   | 2    | 54  | 30   | .643 | -5.0  | 30  | .274    | 2.19 | .913    | Harry Wright                                    |            |
| 1880   | 6    | 40  | 44   | .476 | -27.0 | 20  | .253    | 3.08 | .901    | Harry Wright                                    |            |
| 1881   | 6    | 38  | 45   | .458 | -17.5 | 5   | .251    | 2.71 | .908    | Harry Wright                                    |            |
| 1882   | 3    | 45  | 39   | .536 | -10.0 | 15  | .264    | 2.80 | .910    | John Morrill                                    |            |
| 1883   | 1    | 63  | 35   | .643 | +4.0  | 34  | .276    | 2.55 | .900    | Jack Burdock (31-26)<br>John Morrill (32-9)     |            |
| 1884   | 2    | 73  | 38   | .658 | -10.5 | 36  | .254    | 2.47 | .921    | John Morrill                                    |            |
| 1885   | 5    | 46  | 66   | .411 | -41.0 | 22  | .232    | 3.03 | .901    | John Morrill                                    |            |
| 1886   | 5    | 56  | 61   | .479 | -30.5 | 24  | .260    | 3.24 | .906    | John Morrill                                    |            |
| 1887   | 5    | 61  | 60   | .504 | -16.5 | 54  | .277    | 4.41 | .905    | John Morrill                                    |            |
| 1888   | 4    | 70  | 64   | .522 | -15.5 | 56  | .245    | 2.41 | .916    | John Morrill                                    |            |
| 1889   | 2    | 83  | 45   | .648 | -1.0  | 43  | .270    | 3.36 | .926    | Jim Hart  |            |
| 1890   | 5    | 76  | 57   | .571 | -12.0 | 31  | .258    | 2.93 | .934    | Frank Selee                                     |            |
| 1891   | 1    | 87  | 51   | .630 | +3.5  | 51  | .255    | 2.76 | .937    | Frank Selee                                     |            |
| 1892   | 1    | 102 | 48   | .680 | +8.5  | 34  | .250    | 2.86 | .930    | Frank Selee                                     |            |
| 1893   | 1    | 86  | 43   | .667 | +15.0 | 64  | .290    | 4.43 | .936    | Frank Selee                                     |            |
| 1894   | 3    | 83  | 49   | .629 | -8.0  | 103 | .331    | 5.41 | .925    | Frank Selee                                     |            |
| 1895   | 4    | 71  | 60   | .542 | -16.5 | 54  | .290    | 4.27 | .934    | Frank Selee                                     |            |
| 1896   | 4    | 74  | 57   | .565 | -17.0 | 36  | .300    | 3.78 | .933    | Frank Selee                                     |            |
| 1897   | 1    | 93  | 39   | .705 | +2.0  | 45  | .319    | 3.65 | .950    | Frank Selee                                     |            |
| 1898   | 1    | 102 | 47   | .685 | +6.0  | 53  | .290    | 2.98 | .949    | Frank Selee                                     |            |
| 1899   | 2    | 95  | 57   | .625 | -8.0  | 41  | .287    | 3.26 | .951    | Frank Selee                                     |            |
| 1900   | 4    | 66  | 72   | .478 | -17.0 | 50  | .283    | 3.72 | .952    | Frank Selee                                     |            |
| 1901   | 5    | 69  | 69   | .500 | -20.5 | 28  | .249    | 2.90 | .951    | Frank Selee                                     | 146,502    |
| 1902   | 3    | 73  | 64   | .533 | -29.0 | 15  | .249    | 2.61 | .958    | Al Buckenberger                                 | 116,960    |
| 1903   | 6    | 58  | 80   | .420 | -32.0 | 26  | .245    | 3.34 | .937    | Al Buckenberger                                 | 143,155    |
| 1904   | 7    | 55  | 98   | .359 | -51.0 | 24  | .237    | 3.43 | .946    | Al Buckenberger                                 | 140,694    |
| 1905   | 7    | 51  | 103  | .331 | -54.5 | 17  | .234    | 3.52 | .950    | Fred Tenney                                     | 150,003    |
| 1906   | 8    | 49  | 102  | .325 | -66.5 | 16  | .226    | 3.18 | .947    | Fred Tenney                                     | 143,280    |
| 1907   | 7    | 58  | 90   | .392 | -47.0 | 22  | .243    | 3.33 | .960    | Fred Tenney                                     | 203,221    |
| 1908   | 6    | 63  | 91   | .409 | -36.0 | 17  | .239    | 2.79 | .961    | Joe Kelley                                      | 253,750    |
| 1909   | 8    | 45  | 108  | .294 | -65.5 | 15  | .223    | 3.20 | .946    | Frank Bowerman (23-55)<br>Harry Smith (22-53)   | 195,188    |
| 1910   | 8    | 53  | 100  | .346 | -50.5 | 31  | .246    | 3.22 | .954    | Fred Lake                                       | 149,027    |
| 1911   | 8    | 44  | 107  | .291 | -54.0 | 37  | .267    | 5.08 | .946    | Fred Tenney                                     | 116,000    |
| 1912   | 8    | 52  | 101  | .340 | -52.0 | 35  | .271    | 4.17 | .953    | Johnny Kling                                    | 121,000    |
| 1913   | 5    | 69  | 82   | .457 | -31.5 | 32  | .256    | 2.09 | .957    | George Stallings                                | 208,000    |
| 1914#t | 1    | 94  | 59   | .614 | +10.5 | 35  | .251    | 2.74 | .963    | George Stallings                                | 382,913    |
| 1915   | 2    | 83  | 69   | .546 | -7.0  | 17  | .240    | 2.57 | .966    | George Stallings                                | 376,283    |
| 1916   | 3    | 89  | 63   | .586 | -4.0  | 22  | .233    | 2.19 | .967    | George Stallings                                | 313,495    |
| 1917   | 6    | 72  | 81   | .471 | -25.5 | 22  | .246    | 2.77 | .965    | George Stallings                                | 174,253    |
| 1918   | 7    | 53  | 71   | .427 | -28.5 | 13  | .244    | 2.91 | .965    | George Stallings                                | 84,938     |
| 1919   | 6    | 57  | 82   | .410 | -38.5 | 24  | .253    | 3.17 | .966    | George Stallings                                | 167,401    |
| 1920   | 7    | 62  | 90   | .408 | -30.0 | 23  | .260    | 3.54 | .963    | George Stallings                                | 162,483    |
| 1921   | 4    | 79  | 74   | .516 | -15.0 | 61  | .290    | 3.90 | .968    | Fred Mitchell                                   | 318,627    |
| 1922   | 8    | 53  | 100  | .346 | -39.5 | 32  | .263    | 4.37 | .965    | Fred Mitchell                                   | 167,965    |
| 1923   | 7    | 54  | 100  | .351 | -41.5 | 32  | .273    | 4.44 | .964    | Fred Mitchell                                   | 227,802    |
| 1924   | 8    | 53  | 100  | .346 | -40.0 | 25  | .256    | 4.46 | .973    | Dave Bancroft                                   | 117,478    |
| 1925   | 5    | 70  | 83   | .458 | -25.0 | 41  | .292    | 4.39 | .964    | Dave Bancroft                                   | 313,528    |
| 1926   | 7    | 66  | 86   | .434 | -22.0 | 16  | .277    | 4.03 | .966    | Dave Bancroft                                   | 303,598    |
| 1927   | 7    | 60  | 94   | .390 | -34.0 | 37  | .279    | 4.22 | .963    | Dave Bancroft                                   | 288,685    |
| 1928   | 7    | 50  | 103  | .327 | -44.5 | 52  | .275    | 4.83 | .968    | Jack Slattery (11-20)<br>Rogers Hornsby (39-83) | 227,001    |
| 1929   | 8    | 56  | 98   | .364 | -43.0 | 32  | .280    | 5.12 | .966    | Judge Emil Fuchs                                | 372,351    |



BRAVES YEARLY FINISHES

| Year  | Pos. | Won | Lost | Pct. | GB/GA | HR  | Bat Avg | ERA  | Fld Avg | Manager  | Attendance |
|-------|------|-----|------|------|-------|-----|---------|------|---------|--|------------|
| 1930  | 6    | 70  | 84   | .455 | -22.0 | 66  | .281    | 4.91 | .970    | Bill McKechnie                                   | 464,835    |
| 1931  | 7    | 64  | 90   | .416 | -37.0 | 34  | .258    | 3.90 | .972    | Bill McKechnie                                   | 515,005    |
| 1932  | 5    | 77  | 77   | .500 | -13.0 | 63  | .265    | 3.53 | .975    | Bill McKechnie                                   | 507,606    |
| 1933  | 4    | 83  | 71   | .539 | -9.0  | 54  | .252    | 2.96 | .977    | Bill McKechnie                                   | 517,803    |
| 1934  | 4    | 78  | 73   | .517 | -16.0 | 83  | .272    | 4.11 | .972    | Bill McKechnie                                   | 303,205    |
| 1935  | 8    | 38  | 115  | .248 | -61.5 | 75  | .263    | 4.93 | .966    | Bill McKechnie                                   | 232,754    |
| 1936  | 6    | 71  | 83   | .461 | -21.0 | 68  | .265    | 3.94 | .970    | Bill McKechnie                                   | 340,585    |
| 1937  | 5    | 79  | 73   | .520 | -16.0 | 63  | .247    | 3.22 | .974    | Bill McKechnie                                   | 385,339    |
| 1938  | 5    | 77  | 75   | .507 | -12.0 | 54  | .250    | 3.40 | .971    | Casey Stengel                                    | 341,149    |
| 1939  | 7    | 63  | 88   | .417 | -32.5 | 56  | .264    | 3.71 | .970    | Casey Stengel                                    | 285,994    |
| 1940  | 7    | 65  | 87   | .428 | -34.5 | 59  | .256    | 4.36 | .969    | Casey Stengel                                    | 241,616    |
| 1941  | 7    | 62  | 92   | .403 | -38.0 | 48  | .251    | 3.95 | .969    | Casey Stengel                                    | 263,680    |
| 1942  | 7    | 59  | 89   | .399 | -44.0 | 68  | .240    | 3.76 | .976    | Casey Stengel                                    | 285,332    |
| 1943  | 6    | 68  | 85   | .444 | -36.5 | 39  | .233    | 3.25 | .972    | Casey Stengel (47-60)<br>Bob Coleman (21-25)     | 271,289    |
| 1944  | 6    | 65  | 89   | .422 | -40.0 | 79  | .246    | 3.67 | .970    | Bob Coleman                                      | 208,691    |
| 1945  | 6    | 67  | 85   | .441 | -30.0 | 101 | .267    | 4.04 | .968    | Bob Coleman (42-49)<br>Del Bissonette (25-36)    | 374,178    |
| 1946  | 4    | 81  | 72   | .529 | -15.5 | 44  | .264    | 3.37 | .971    | Billy Southworth                                 | 969,673    |
| 1947  | 3    | 86  | 68   | .558 | -8.0  | 85  | .275    | 3.62 | .974    | Billy Southworth                                 | 1,277,361  |
| 1948# | 1    | 91  | 62   | .595 | +6.5  | 95  | .275    | 3.38 | .976    | Billy Southworth                                 | 1,455,439  |
| 1949  | 4    | 75  | 79   | .487 | -22.0 | 103 | .248    | 3.99 | .975    | B. Southworth (55-54)<br>Johnny Cooney (20-25)   | 1,081,795  |
| 1950  | 4    | 83  | 71   | .539 | -8.0  | 148 | .263    | 4.14 | .969    | Billy Southworth                                 | 944,391    |
| 1951  | 4    | 76  | 78   | .494 | -20.5 | 130 | .262    | 3.75 | .975    | Billy Southworth (28-31)<br>Tommy Holmes (48-47) | 487,475    |
| 1952  | 7    | 64  | 89   | .418 | -32.0 | 110 | .233    | 3.78 | .974    | Tommy Holmes (13-22)<br>Charlie Grimm (51-67)    | 281,278    |

MILWAUKEE (1953-1965)

| Year   | Pos. | Won | Lost | Pct. | GB/GA | HR  | Bat Avg | ERA  | Fld Avg | Manager                                     | Attendance |
|--------|------|-----|------|------|-------|-----|---------|------|---------|---|------------|
| 1953   | 2    | 92  | 62   | .597 | -13.0 | 156 | .266    | 3.30 | .976    | Charlie Grimm                               | 1,826,397  |
| 1954   | 3    | 89  | 65   | .578 | -8.0  | 139 | .265    | 3.19 | .980    | Charlie Grimm                               | 2,131,388  |
| 1955   | 2    | 85  | 69   | .552 | -13.5 | 182 | .261    | 3.85 | .975    | Charlie Grimm                               | 2,005,836  |
| 1956   | 2    | 92  | 62   | .597 | -1.0  | 177 | .259    | 3.11 | .978    | Charlie Grimm (24-22)<br>Fred Haney (68-40) | 2,046,331  |
| 1957#t | 1    | 95  | 59   | .617 | +8.0  | 199 | .269    | 3.47 | .980    | Fred Haney                                  | 2,215,404  |
| 1958#  | 1    | 92  | 62   | .597 | +8.0  | 167 | .266    | 3.21 | .980    | Fred Haney                                  | 1,971,101  |
| 1959   | 2    | 86  | 70   | .551 | -2.0  | 177 | .265    | 3.51 | .979    | Fred Haney                                  | 1,749,112  |
| 1960   | 2    | 88  | 66   | .571 | -7.0  | 170 | .265    | 3.76 | .976    | Chuck Dressen                               | 1,497,799  |
| 1961   | 4    | 83  | 71   | .539 | -10.0 | 188 | .258    | 3.89 | .981    | Chuck Dressen                               | 1,101,441  |
| 1962   | 5    | 86  | 76   | .531 | -15.5 | 181 | .252    | 3.68 | .980    | Birdie Tebbetts                             | 766,921    |
| 1963   | 6    | 84  | 78   | .519 | -15.0 | 139 | .244    | 3.26 | .979    | Bobby Bragan                                | 773,018    |
| 1964   | 5    | 88  | 74   | .543 | -5.0  | 159 | .272    | 4.12 | .976    | Bobby Bragan                                | 910,911    |
| 1965   | 5    | 86  | 76   | .531 | -11.0 | 196 | .256    | 3.52 | .977    | Bobby Bragan                                | 555,584    |

ATLANTA (1966-2021)

| Year | Pos. | Won | Lost | Pct. | GB/GA | HR  | Bat Avg | ERA  | Fld Avg | Manager   | Attendance |
|------|------|-----|------|------|-------|-----|---------|------|---------|---|------------|
| 1966 | 5    | 85  | 77   | .525 | -10.0 | 207 | .263    | 3.68 | .976    | Bobby Bragan (52-59)<br>Billy Hitchcock (33-18) | 1,539,801  |
| 1967 | 7    | 77  | 85   | .475 | -24.5 | 158 | .240    | 3.47 | .978    | Billy Hitchcock (77-82)<br>Ken Silvestri (0-3)  | 1,389,222  |
| 1968 | 5    | 81  | 81   | .500 | -16.0 | 80  | .252    | 2.92 | .980    | Luman Harris                                    | 1,126,540  |
| 1969 | 1W@  | 93  | 69   | .574 | +3.0  | 141 | .258    | 3.53 | .981    | Luman Harris                                    | 1,458,320  |
| 1970 | 5W   | 76  | 86   | .469 | -26.0 | 160 | .270    | 4.33 | .977    | Luman Harris                                    | 1,078,848  |
| 1971 | 3W   | 82  | 80   | .506 | -8.0  | 153 | .257    | 3.75 | .977    | Luman Harris                                    | 1,006,320  |
| 1972 | 4W   | 70  | 84   | .455 | -25.0 | 144 | .258    | 4.27 | .974    | Luman Harris (47-57)<br>Eddie Mathews (23-27)   | 752,973    |

BRAVES YEARLY FINISHES

| Year        | Pos.      | Won       | Lost      | Pct.        | GB/GA       | HR         | Bat Avg     | ERA         | Fld Avg     | Manager  | Attendance       |
|-------------|-----------|-----------|-----------|-------------|-------------|------------|-------------|-------------|-------------|--|------------------|
| 1973        | 5W        | 76        | 85        | .472        | -22.5       | 206        | .266        | 4.25        | .974        | Eddie Mathews                                  | 800,655          |
| 1974        | 3W        | 88        | 74        | .543        | -14.0       | 120        | .249        | 3.05        | .979        | Eddie Mathews (50-49)<br>*Clyde King (38-25)   | 981,085          |
| 1975        | 5W        | 67        | 94        | .416        | -40.5       | 107        | .244        | 3.91        | .972        | Clyde King (58-76)<br>Connie Ryan (9-18)       | 534,672          |
| 1976        | 6W        | 70        | 92        | .432        | -32.0       | 82         | .245        | 3.86        | .973        | Dave Bristol                                   | 818,179          |
| 1977        | 6W        | 61        | 101       | .371        | -37.0       | 139        | .254        | 4.85        | .972        | Dave Bristol (61-100)<br>Ted Turner (0-1)      | 872,464          |
| 1978        | 6W        | 69        | 93        | .426        | -26.0       | 123        | .244        | 4.08        | .975        | Bobby Cox                                      | 904,494          |
| 1979        | 6W        | 66        | 94        | .413        | -23.5       | 126        | .256        | 4.18        | .970        | Bobby Cox                                      | 769,465          |
| 1980        | 4W        | 81        | 80        | .503        | -11.0       | 144        | .250        | 3.77        | .975        | Bobby Cox                                      | 1,048,411        |
| 1981*       | 4W        | 25        | 29        | .462        | -9.5        |            |             |             |             | (Split season, players strike)                 |                  |
|             | 5W        | 25        | 27        | .481        | -7.5        | 64         | .243        | 3.45        | .976        | *Bobby Cox                                     | 535,418          |
| <b>1982</b> | <b>1W</b> | <b>89</b> | <b>73</b> | <b>.549</b> | <b>+1.0</b> | <b>146</b> | <b>.256</b> | <b>3.82</b> | <b>.979</b> | <b>Joe Torre</b>                               | <b>1,801,985</b> |
| 1983        | 2W        | 88        | 74        | .543        | -3.0        | 130        | .272        | 3.67        | .978        | Joe Torre                                      | 2,119,935        |
| 1984        | 2W        | 80        | 82        | .494        | -12.0       | 111        | .247        | 3.57        | .978        | Joe Torre                                      | 1,724,892        |
| 1985        | 5W        | 66        | 96        | .407        | -29.0       | 126        | .246        | 4.19        | .976        | Eddie Haas (50-71)<br>Bobby Wine (16-25)       | 1,350,137        |
| 1986        | 6W        | 72        | 89        | .447        | -23.5       | 138        | .250        | 3.97        | .978        | Chuck Tanner                                   | 1,387,181        |
| 1987        | 5W        | 69        | 92        | .426        | -20.5       | 152        | .258        | 4.63        | .982        | Chuck Tanner                                   | 1,217,402        |
| 1988        | 6W        | 54        | 106       | .338        | -39.5       | 96         | .242        | 4.09        | .975        | Chuck Tanner (12-27)<br>Russ Nixon (42-79)     | 848,089          |
| 1989        | 6W        | 63        | 97        | .394        | -28.0       | 128        | .234        | 3.70        | .976        | Russ Nixon                                     | 984,930          |
| 1990        | 6W        | 65        | 97        | .401        | -26.0       | 162        | .250        | 4.58        | .974        | Russ Nixon (25-40)<br>Bobby Cox (40-57)        | 980,129          |
| 1991        | 1W#       | 94        | 68        | .580        | +1.0        | 141        | .258        | 3.49        | .978        | Bobby Cox                                      | 2,140,217        |
| 1992        | 1W#       | 98        | 64        | .605        | +8.0        | 138        | .254        | 3.14        | .982        | Bobby Cox                                      | 3,077,400        |
| 1993        | 1W        | 104       | 58        | .642        | +1.0        | 169        | .262        | 3.14        | .983        | Bobby Cox                                      | 3,884,720        |
| 1994        | 2E§       | 68        | 46        | .596        | -6.0        | 137        | .267        | 3.57        | .982        | Bobby Cox                                      | 2,539,240        |
| 1995        | 1E#t      | 90        | 54        | .625        | +21.0       | 168        | .250        | 3.44        | .982        | Bobby Cox                                      | 2,561,831        |
| 1996        | 1E#       | 96        | 66        | .593        | +8.0        | 197        | .270        | 3.52        | .980        | Bobby Cox                                      | 2,901,242        |
| 1997        | 1E        | 101       | 61        | .623        | +9.0        | 174        | .270        | 3.18        | .982        | Bobby Cox                                      | 3,464,488        |
| 1998        | 1E        | 106       | 56        | .654        | +18.0       | 215        | .272        | 3.25        | .985        | Bobby Cox                                      | 3,361,350        |
| 1999        | 1E#       | 103       | 59        | .636        | +6.5        | 197        | .266        | 3.63        | .982        | Bobby Cox                                      | 3,284,897        |
| 2000        | 1E        | 95        | 67        | .586        | +1.0        | 179        | .271        | 4.06        | .979        | Bobby Cox                                      | 3,234,301        |
| 2001        | 1E        | 88        | 74        | .543        | +2.0        | 174        | .260        | 3.59        | .983        | Bobby Cox                                      | 2,823,494        |
| 2002*       | 1E        | 101       | 59        | .631        | +19.0       | 164        | .260        | 3.13        | .982        | Bobby Cox                                      | 2,603,484        |
| 2003        | 1E        | 101       | 61        | .623        | +10.0       | 235        | .284        | 4.10        | .981        | Bobby Cox                                      | 2,401,084        |
| 2004        | 1E        | 96        | 66        | .593        | +10.0       | 178        | .270        | 3.74        | .981        | Bobby Cox                                      | 2,322,565        |
| 2005        | 1E        | 90        | 72        | .556        | +2.0        | 184        | .265        | 3.98        | .986        | Bobby Cox                                      | 2,521,167        |
| 2006        | 3E        | 79        | 83        | .488        | -18.0       | 222        | .270        | 4.60        | .984        | Bobby Cox                                      | 2,550,524        |
| 2007        | 3E        | 84        | 78        | .519        | -5.0        | 176        | .275        | 4.11        | .983        | Bobby Cox                                      | 2,745,210        |
| 2008        | 4E        | 72        | 90        | .444        | -20.0       | 130        | .270        | 4.46        | .983        | Bobby Cox                                      | 2,532,834        |
| 2009        | 3E        | 86        | 76        | .531        | -6.0        | 149        | .263        | 3.57        | .985        | Bobby Cox                                      | 2,373,631        |
| 2010        | 2E+       | 91        | 71        | .562        | -6.0        | 139        | .258        | 3.56        | .980        | Bobby Cox                                      | 2,510,119        |
| 2011        | 2E        | 89        | 73        | .549        | -13.0       | 173        | .243        | 3.48        | .987        | Fredi Gonzalez                                 | 2,372,940        |
| 2012        | 2E+       | 94        | 68        | .580        | -4.0        | 149        | .247        | 3.42        | .986        | Fredi Gonzalez                                 | 2,420,171        |
| 2013        | 1E        | 96        | 66        | .593        | +10.0       | 181        | .249        | 3.18        | .986        | Fredi Gonzalez                                 | 2,548,679        |
| 2014        | 2E        | 79        | 83        | .488        | -17.0       | 123        | .241        | 3.38        | .986        | Fredi Gonzalez                                 | 2,354,305        |
| 2015        | 4E        | 67        | 95        | .414        | -23.0       | 100        | .251        | 4.41        | .933        | Fredi Gonzalez                                 | 2,001,392        |
| 2016        | 5E        | 68        | 93        | .422        | -26.5       | 122        | .255        | 4.51        | .960        | Fredi Gonzalez (9-28)<br>Brian Snitker (59-65) | 2,020,914        |
| 2017        | 3E        | 72        | 90        | .444        | -25.0       | 165        | .263        | 4.72        | .984        | Brian Snitker                                  | 2,505,297        |
| 2018        | 1E        | 90        | 72        | .556        | +8.0        | 175        | .257        | 3.75        | .949        | Brian Snitker                                  | 2,555,782        |
| 2019        | 1E        | 97        | 65        | .599        | +4.0        | 249        | .258        | 4.19        | .987        | Brian Snitker                                  | 2,655,100        |
| 2020        | 1E!       | 35        | 25        | .583        | +4.0        | 103        | .268        | 4.41        | .985        | Brian Snitker                                  | ---              |
| 2021        | 1E#t      | 88        | 73        | .547        | +6.5        | 239        | .244        | 3.88        | .988        | Brian Snitker                                  | 2,300,247        |
| 2022        | 1E        | 101       | 61        | .623        | -^          | 243        | .253        | 3.46        | .987        | Brian Snitker                                  | 3,129,931        |
| 2023        | 1E        | 104       | 58        | .642        | +14.0       | 307        | .276        | 4.14        | .986        | Brian Snitker                                  | 3,191,505        |

**TOTAL** 10,924 10,815 .503 \* Also tied one game.  
 (SINCE 1876) t World Champions; # National League Champions; + Wild Card.

W West Division; E East Division.  
 @ Start of Divisional Play;

§ Start of Three Division Play; Season ended with players' strike on August 12.

! 60-game season played without fans due to COVID-19 pandemic; ^ won division on tiebreaker.

FRONT OFFICE

MANAGER & STAFF

PLAYER BIOS

SEASON IN REVIEW

PLAYER DEVELOPMENT

BRAVES HISTORY

OPPONENTS

MISCELLANEOUS

# BRAVES CLINCH DATES

| Year | Division  | Date Clinched | Games Played*<br>(Record) | Final<br>Record | Final<br>Games Ahead |
|------|-----------|---------------|---------------------------|-----------------|----------------------|
| 1969 | West      | September 30  | 161 (93-68)               | 93-69           | 3.0                  |
| 1982 | West      | October 3     | 162 (89-73)               | 89-73           | 1.0                  |
| 1991 | West      | October 5     | 161 (94-67)               | 94-68           | 1.0                  |
| 1992 | West      | September 29  | 156 (94-62)               | 98-64           | 8.0                  |
| 1993 | West      | October 3     | 162 (104-58)              | 104-58          | 1.0                  |
| 1995 | East      | September 13  | 129 (81-48)               | 90-54           | 21.0                 |
| 1996 | East      | September 22  | 155 (93-62)               | 96-66           | 8.0                  |
| 1997 | East      | September 22  | 156 (98-58)               | 101-61          | 9.0                  |
| 1998 | East      | September 14  | 151 (96-55)               | 106-56          | 18.0                 |
| 1999 | East      | September 26  | 156 (99-57)               | 103-59          | 6.5                  |
| 2000 | East      | September 26  | 157 (94-63)               | 95-67           | 1.0                  |
| 2001 | East      | October 5     | 160 (87-73)               | 88-74           | 2.0                  |
| 2002 | East      | September 9   | 142 (90-51)               | 101-59          | 19.0                 |
| 2003 | East      | September 18  | 153 (95-58)               | 101-61          | 10.0                 |
| 2004 | East      | September 24  | 154 (90-64)               | 96-66           | 10.0                 |
| 2005 | East      | September 27  | 158 (90-68)               | 90-72           | 2.0                  |
| 2010 | Wild Card | October 3     | 162 (91-71)               | 91-71           | 1.0                  |
| 2012 | Wild Card | September 26  | 154 (89-65)               | 94-68           | 6.0                  |
| 2013 | East      | September 22  | 155 (92-63)               | 96-66           | 10.0                 |
| 2018 | East      | September 22  | 155 (87-68)               | 90-72           | 8.0                  |
| 2019 | East      | September 20  | 155 (95-60)               | 97-65           | 4.0                  |
| 2020 | East      | September 22  | 55 (33-22)                | 35-25           | 4.0                  |
| 2021 | East      | September 30  | 158 (86-72)               | 88-73           | 6.5                  |
| 2022 | East      | October 4     | 161 (101-60)              | 101-61          | 0.0^                 |
| 2023 | East      | September 13  | 146 (96-50)               | 104-58          | 14.0                 |

\*Games completed and record at the end of play on "clinch day."; ^ won on tiebreaker

# NATIONAL LEAGUE PENNANT WINNERS

| Year | Record | Manager                    | Year | Record | Manager          |
|------|--------|----------------------------|------|--------|------------------|
| 1877 | 42-18  | Harry Wright               | 1948 | 91-62  | Billy Southworth |
| 1878 | 41-19  | Harry Wright               | 1957 | 95-59  | Fred Haney       |
| 1883 | 63-35  | Jack Burdock, John Morrill | 1958 | 92-62  | Fred Haney       |
| 1891 | 87-51  | Frank Selee                | 1991 | 94-68  | Bobby Cox        |
| 1892 | 102-48 | Frank Selee                | 1992 | 98-64  | Bobby Cox        |
| 1893 | 86-43  | Frank Selee                | 1995 | 90-54  | Bobby Cox        |
| 1897 | 93-39  | Frank Selee                | 1996 | 96-66  | Bobby Cox        |
| 1898 | 102-47 | Frank Selee                | 1999 | 103-59 | Bobby Cox        |
| 1914 | 94-59  | George Stallings           | 2021 | 88-73  | Brian Snitker    |

# BRAVES WINNINGEST MANAGERS

Below is a list of the top 10 winningest managers by total wins in franchise history.

| Manager              | Years              | Games        | Wins       | Losses     | Ties     | Pct.        |
|----------------------|--------------------|--------------|------------|------------|----------|-------------|
| Bobby Cox            | 1978-81, 1990-2010 | 3,860        | 2,149      | 1,709      | 2        | .557        |
| Frank Selee          | 1890-1901          | 1,677        | 1,004      | 649        | 24       | .607        |
| <b>Brian Snitker</b> | <b>2016-pres.</b>  | <b>1,155</b> | <b>646</b> | <b>509</b> | <b>0</b> | <b>.559</b> |
| George Stallings     | 1913-20            | 1,202        | 579        | 597        | 26       | .492        |
| Bill McKechnie       | 1930-37            | 1,235        | 560        | 666        | 9        | .457        |
| Fredi Gonzalez       | 2011-16            | 847          | 434        | 413        | 0        | .512        |
| Billy Southworth     | 1946-51            | 789          | 424        | 358        | 7        | .542        |
| Luman Harris         | 1968-72            | 754          | 379        | 373        | 2        | .504        |
| Casey Stengel        | 1938-43            | 870          | 373        | 491        | 6        | .432        |
| Fred Haney           | 1956-59            | 575          | 341        | 231        | 3        | .596        |

# BRAVES IN THE WORLD SERIES

**SERIES RECORD: 4-6**

**GAME RECORD: 28-31**

| Year | Opponent & Outcome       | Most Valuable Player  |
|------|--------------------------|---|
| 1914 | Boston 4, Philadelphia 0 | Award not issued.   |
| 1948 | Cleveland 4, Boston 2    |   |
| 1957 | Milwaukee 4, New York 3  | RHP Lew Burdette (3-0, 0.67 ERA in three starts, including Game 7). |
| 1958 | New York 4, Milwaukee 3  |   |
| 1991 | Minnesota 4, Atlanta 3   |   |
| 1992 | Toronto 4, Atlanta 2     |   |
| 1995 | Atlanta 4, Cleveland 2   | LHP Tom Glavine (2-0, 1.29 ERA in two starts, including clincher.)  |
| 1996 | New York 4, Atlanta 2    |   |
| 1999 | New York 4, Atlanta 0    |   |
| 2021 | Atlanta 4, Houston 2     | OF Jorge Soler (.300, 6-for-20, 3 HR, 6 RBI)                        |

## BRAVES WORLD SERIES LEADERS

### All-Time

#### Batting

|           |                   |
|-----------|-------------------|
| At-Bats   | Mark Lemke, 91    |
| Hits      | Mark Lemke, 26    |
| Runs      | David Justice, 12 |
| Doubles   | Two tied, 6       |
| Home Runs | Three tied, 4     |
| Walks     | David Justice, 16 |
| RBI       | David Justice, 14 |

#### Pitching

|                 |                   |
|-----------------|-------------------|
| Games           | Mark Wohlers, 13  |
| Games Started   | Two tied, 8       |
| Innings Pitched | Tom Glavine, 58.1 |
| Wins            | Three tied, 4     |
| Walks           | John Smoltz, 21   |
| Strikeouts      | John Smoltz, 52   |
| Saves           | Two tied, 2       |

### Single Series

#### Batting

|           |                            |
|-----------|----------------------------|
| At-Bats   | Three tied, 30             |
| Hits      | Marquis Grissom, 12 (1996) |
| Runs      | Terry Pendleton, 6 (1991)  |
| Doubles   | Bret Boone, 4 (1999)       |
| Home Runs | Four tied, 3               |
| Walks     | Eddie Mathews, 8 (1957)    |
| RBI       | Hank Aaron, 7 (1957)       |

#### Pitching

|                 |                           |
|-----------------|---------------------------|
| Games           | Mike Stanton, 5 (1991)    |
| Games Started   | Two tied, 3               |
| Innings Pitched | Warren Spahn, 28.2 (1958) |
| Wins            | Lew Burdette, 3 (1957)    |
| Walks           | Two tied, 8               |
| Strikeouts      | Warren Spahn, 18 (1958)   |
| Saves           | Two tied, 2               |



The Braves celebrate after winning the 2021 World Series in six games over Houston.



# BRAVES IN THE LEAGUE CHAMPIONSHIP SERIES

**SERIES RECORD: 6-7**

**GAME RECORD: 34-39**

| Year | Opponent & Outcome               | Most Valuable Player                            |
|------|----------------------------------|---|
| 1969 | New York 3, Atlanta 0            |   |
| 1982 | St. Louis 3, Atlanta 0           |   |
| 1991 | <b>Atlanta 4</b> , Pittsburgh 3  | LHP Steve Avery (2-0, 0.00 ERA in two starts)   |
| 1992 | <b>Atlanta 4</b> , Pittsburgh 3  | RHP John Smoltz (2-0, 2.66 ERA in three starts) |
| 1993 | Philadelphia 4, Atlanta 2        |   |
| 1995 | <b>Atlanta 4</b> , Cincinnati 0  | OF Mike Devereaux (.308, 4-for-13, HR, 5 RBI)   |
| 1996 | <b>Atlanta 4</b> , St. Louis 3   | C Javy López (.542, 13-for-24, 2 HR, 6 RBI)     |
| 1997 | Florida 4, Atlanta 2             |   |
| 1998 | San Diego 4, Atlanta 2           |   |
| 1999 | <b>Atlanta 4</b> , New York 2    | C Eddie Pérez (.500, 10-for-20, 2 HR, 5 RBI)    |
| 2001 | Arizona 4, Atlanta 1             |   |
| 2020 | Los Angeles 4, Atlanta 3         |   |
| 2021 | <b>Atlanta 4</b> , Los Angeles 2 | OF Eddie Rosario (.560, 14-for-25, 3 HR, 9 RBI) |

## BRAVES LEAGUE CHAMPIONSHIP SERIES LEADERS

### All-Time

#### Batting

|           |                    |
|-----------|--------------------|
| At-Bats   | Chipper Jones, 127 |
| Hits      | Chipper Jones, 40  |
| Runs      | Chipper Jones, 20  |
| Doubles   | Fred McGriff, 8    |
| Home Runs | Javy López, 5      |
| Walks     | Chipper Jones, 24  |
| RBI       | Two tied, 15       |

#### Pitching

|                 |                   |
|-----------------|-------------------|
| Games           | Mark Wohlers, 18  |
| Games Started   | Tom Glavine, 15   |
| Innings Pitched | John Smoltz, 95.1 |
| Wins            | John Smoltz, 6    |
| Walks           | Tom Glavine, 37   |
| Strikeouts      | John Smoltz, 89   |
| Saves           | Alejandro Peña, 3 |

### Single Series

#### Batting

|           |                            |
|-----------|----------------------------|
| At-Bats   | Marquis Grissom, 35 (1996) |
| Hits      | Eddie Rosario, 14 (2021)   |
| Runs      | Javy López, 8 (1996)       |
| Doubles   | Javy López, 5 (1996)       |
| Home Runs | Two tied, 3                |
| Walks     | Chipper Jones, 9 (1999)    |
| RBI       | Eddie Rosario, 9 (2021)    |

#### Pitching

|                 |                             |
|-----------------|-----------------------------|
| Games           | John Rocker, 6 (1998 & '99) |
| Games Started   | John Smoltz, 3 (1992)       |
| Innings Pitched | John Smoltz, 20.1 (1992)    |
| Wins            | Five tied, 2                |
| Walks           | Tom Glavine, 11 (1997)      |
| Strikeouts      | John Smoltz, 19 (1992)      |
| Saves           | Alejandro Peña, 3 (1991)    |



The Braves returned to the NLCS in 2020 for the first time in 19 years. (Photo by Kelly Gavin/MLB Photos)

# BRAVES IN THE DIVISION SERIES

**SERIES RECORD: 8-11**

**GAME RECORD: 38-36**

| Year | Opponent & Outcome         | Notes  |
|------|----------------------------|--|
| 1995 | Atlanta 3, Colorado 1      | Braves win first-ever NLDS after extra round was created in '94. |
| 1996 | Atlanta 3, Los Angeles 0   | Atlanta pitchers allow just three earned runs (0.96 ERA).        |
| 1997 | Atlanta 3, Houston 0       | Braves combine to outscore Astros, 19-5, over three games.       |
| 1998 | Atlanta 3, Chicago 0       | Glavine, Maddux and Smoltz allow four earned runs over 21.2 IP.  |
| 1999 | Atlanta 3, Houston 1       | Braves win 15 of first 17 NLDS games in franchise history.       |
| 2000 | St. Louis 3, Atlanta 0     |  |
| 2001 | Atlanta 3, Houston 0       | Braves sweep opponent for fourth time in seven NLDS series.      |
| 2002 | San Francisco 3, Atlanta 2 |  |
| 2003 | Chicago 3, Atlanta 2       |  |
| 2004 | Houston 3, Atlanta 2       |  |
| 2005 | Houston 3, Atlanta 1       |  |
| 2010 | San Francisco 3, Atlanta 1 |  |
| 2013 | Los Angeles 3, Atlanta 1   |  |
| 2018 | Los Angeles 3, Atlanta 1   |  |
| 2019 | St. Louis 3, Atlanta 2     |  |
| 2020 | Atlanta 3, Miami 0         | Braves snap eight-series NLDS losing streak with sweep.          |
| 2021 | Atlanta 3, Milwaukee 1     | Atlanta drops opener before winning three straight to advance.   |
| 2022 | Philadelphia 3, Atlanta 1  |  |
| 2023 | Philadelphia 3, Atlanta 1  |  |

## BRAVES DIVISION SERIES LEADERS

### All-Time

#### Batting

|           |                    |
|-----------|--------------------|
| At-Bats   | Chipper Jones, 151 |
| Hits      | Chipper Jones, 41  |
| Runs      | Chipper Jones, 30  |
| Doubles   | Andruw Jones, 7    |
| Home Runs | Chipper Jones, 9   |
| Walks     | Chipper Jones, 36  |
| RBI       | Chipper Jones, 26  |

#### Pitching

|                 |                   |
|-----------------|-------------------|
| Games           | John Smoltz, 15   |
| Games Started   | Greg Maddux, 10   |
| Innings Pitched | Greg Maddux, 66.0 |
| Wins            | John Smoltz, 7    |
| Walks           | Tom Glavine, 23   |
| Strikeouts      | John Smoltz, 53   |
| Saves           | Mark Wohlers, 5   |

### Single Series

#### Batting

|           |                            |
|-----------|----------------------------|
| At-Bats   | Two tied, 24               |
| Hits      | Marquis Grissom, 11 (1995) |
| Runs      | Six tied, 5                |
| Doubles   | Three tied, 3              |
| Home Runs | Marquis Grissom, 3 (1995)  |
| Walks     | Gary Sheffield, 7 (2002)   |
| RBI       | Two tied, 7                |

#### Pitching

|                 |                                |
|-----------------|--------------------------------|
| Games           | Kevin Gryboski, 5 (2003 & '04) |
| Games Started   | 13 tied, 2                     |
| Innings Pitched | Greg Maddux, 14.0 (1995)       |
| Wins            | Alejandro Peña, 2 (1995)       |
| Walks           | Three tied, 7                  |
| Strikeouts      | Mike Hampton, 16 (2003)        |
| Saves           | Two tied, 3                    |



Atlanta snapped an eight-series NLDS losing streak in 2020. (Photo by Michael Stargill/MLB Photos)

# BRAVES IN THE WILD CARD ROUND

**SERIES RECORD: 1-1**

**GAME RECORD: 2-1**

| Year | Opponent & Outcome      | Notes  |
|------|-------------------------|--|
| 2012 | St. Louis 1, Atlanta 0  |  |
| 2020 | Atlanta 2, Cincinnati 0 | Braves blank Reds in both games to win inaugural Wild Card series. |

## BRAVES WILD CARD LEADERS

### All-Time

#### Batting

|           |                      |
|-----------|----------------------|
| At-Bats   | Ronald Acuña Jr., 11 |
| Hits      | Two tied, 4          |
| Runs      | Nine tied, 1         |
| Doubles   | Ronald Acuña Jr., 2  |
| Home Runs | Three tied, 1        |
| Walks     | Freddie Freeman, 4   |
| RBI       | Three tied, 2        |

#### Pitching

|                 |                 |
|-----------------|-----------------|
| Games           | Three tied, 2   |
| Games Started   | Three tied, 1   |
| Innings Pitched | Max Fried, 7.0  |
| Wins            | Two tied, 1     |
| Walks           | Two tied, 2     |
| Strikeouts      | Ian Anderson, 9 |
| Saves           | None            |

### Single Series

#### Batting

|           |                             |
|-----------|-----------------------------|
| At-Bats   | Ronald Acuña Jr., 11 (2020) |
| Hits      | Ronald Acuña Jr., 4 (2020)  |
| Runs      | Nine tied, 1                |
| Doubles   | Ronald Acuña Jr., 2 (2020)  |
| Home Runs | Three tied, 1               |
| Walks     | Freddie Freeman, 3 (2020)   |
| RBI       | Three tied, 2               |

#### Pitching

|                 |                 |
|-----------------|-----------------|
| Games           | Three tied, 2   |
| Games Started   | Three tied, 1   |
| Innings Pitched | Max Fried, 7.0  |
| Wins            | Two tied, 1     |
| Walks           | Two tied, 2     |
| Strikeouts      | Ian Anderson, 9 |
| Saves           | None            |



Freddie Freeman plated a 13th-inning run to snap a scoreless tie in Game 1 of the 2020 NL Wild Card Series.

# BRAVES AND THE HALL OF FAME

## BRAVES PLAYERS ENSHRINED IN COOPERSTOWN

There are 50 players in the National Baseball Hall of Fame who wore a Braves uniform at some point in their career. Following is a list of those players and the years they played for the Braves.

| Player                   | Years With Braves        | Player                    | Years With Braves |
|--------------------------|--------------------------|---------------------------|-------------------|
| *Henry Aaron             | 1954-74                  | Joe "Ducky" Medwick       | 1945              |
| Earl Averill             | 1941                     | *Charles "Kid" Nichols    | 1890-1901         |
| Dave Bancroft            | 1924-27                  | *Phil Niekro              | 1964-83, 1987     |
| Dennis "Dan" Brouthers   | 1889                     | Jim O'Rourke              | 1876-78, 80       |
| Orlando Cepeda           | 1969-72                  | Gaylord Perry             | 1981              |
| *John Clarkon            | 1888-92                  | Charles Radbourn          | 1886-89           |
| Jimmy Collins            | 1895-1900                | George Herman "Babe" Ruth | 1935              |
| *Hugh Duffy              | 1892-1900                | Albert "Red" Schoendienst | 1957-60           |
| Johnny Evers             | 1914-17, 1929            | Al Simmons                | 1939              |
| *Tom Glavine             | 1987-2002, 2008          | George Sisler             | 1928-30           |
| Burleigh Grimes          | 1930                     | Enos Slaughter            | 1959              |
| William "Billy" Hamilton | 1896-1901                | *John Smoltz              | 1988-2008         |
| Billy Herman             | 1946                     | *Warren Spahn             | 1942, 1946-64     |
| Rogers Hornsby           | 1928                     | Casey Stengel             | 1924-25           |
| *Chipper Jones           | 1993-2012                | Bruce Sutter              | 1985-88           |
| Joe Kelley               | 1891, 1908               | Ed Walsh                  | 1917              |
| Mike "King" Kelly        | 1887-89, 1891-92         | Lloyd Waner               | 1941              |
| Ernie Lombardi           | 1942                     | Paul Waner                | 1941-42           |
| Al Lopez                 | 1936-40                  | James "Deacon" White      | 1877              |
| *Greg Maddux             | 1993-2003                | Hoyt Wilhelm              | 1969-71           |
| *Rabbit Maranville       | 1912-20, 1929-1933, 1935 | *Vic Willis               | 1898-1905         |
| Richard Marquard         | 1922-25                  | George Wright             | 1876-78, 1880-81  |
| *Eddie Mathews           | 1952-66                  | Henry "Harry" Wright      | 1876-77           |
| *Tommy McCarthy          | 1885, 1892-95            | Denton "Cy" Young         | 1911              |
| *Fred McGriff            | 1993-1997                |                           |                   |
| Bill McKechnie           | 1913                     |                           |                   |

**\*Played more games with Braves than any other team**

## BRAVES HALL OF FAME INDUCTEES

| Name              | Uniform Number | Year Inducted | Name            | Uniform Number | Year Inducted |
|-------------------|----------------|---------------|-----------------|----------------|---------------|
| Hank Aaron        | 44             | 1999          | Dave Pursley    | ---            | 2014          |
| Eddie Mathews     | 41             | 1999          | Don Sutton      | ---            | 2015          |
| Phil Niekro       | 35             | 1999          | Andruw Jones    | 25             | 2016          |
| Warren Spahn      | 21             | 1999          | John Schuerholz | ---            | 2016          |
| Dale Murphy       | 3              | 2000          | Tim Hudson      | 15             | 2018          |
| Ted Turner        | ---            | 2000          | Joe Simpson     | ---            | 2018          |
| Lew Burdette      | 33             | 2001          | Hugh Duffy      | ---            | 2019          |
| Ernie Johnson     | ---            | 2001          | Terry Pendleton | 5              | 2019          |
| Bill Bartholomay  | ---            | 2002          | Joe Adcock      | 9              | 2022          |
| Johnny Sain       | 33             | 2002          | Leo Mazzone     | 54             | 2022          |
| Del Crandall      | 1              | 2003          | Joe Torre       | 15             | 2022          |
| Tommy Holmes      | 1              | 2004          | Rico Carty      | 25             | 2023          |
| Kid Nichols       | ---            | 2004          | Fred Tenney     |                | 2023          |
| Skip Caray        | ---            | 2004          |                 |                |               |
| Pete Van Wieren   | ---            | 2004          |                 |                |               |
| Herman Long       | ---            | 2005          |                 |                |               |
| Paul Snyder       | ---            | 2005          |                 |                |               |
| Ralph Garr        | 48             | 2006          |                 |                |               |
| Bill Lucas        | ---            | 2006          |                 |                |               |
| David Justice     | 23             | 2007          |                 |                |               |
| Greg Maddux       | 31             | 2009          |                 |                |               |
| Tom Glavine       | 47             | 2010          |                 |                |               |
| Bobby Cox         | 6              | 2011          |                 |                |               |
| John Smoltz       | 29             | 2012          |                 |                |               |
| Chipper Jones     | 10             | 2013          |                 |                |               |
| Javy Lopez        | 8              | 2014          |                 |                |               |
| Rabbit Maranville | 1              | 2014          |                 |                |               |



# BRAVES RETIRED NUMBERS

The Braves have retired 12 numbers, including Jackie Robinson's No. 42, which MLB retired across the sport on April 15, 1997.

21

**WARREN SPAHN**

NUMBER RETIRED - 1965  
HALL OF FAME - 1973

41

**EDDIE MATHEWS**

NUMBER RETIRED - 1969  
HALL OF FAME - 1978

44

**HANK AARON**

NUMBER RETIRED - 1975  
HALL OF FAME - 1982

35

**PHIL NIEKRO**

NUMBER RETIRED - 1984  
HALL OF FAME - 1997

3

**DALE MURPHY**

NUMBER RETIRED - 1994

31

**GREG MADDUX**

NUMBER RETIRED - 2009  
HALL OF FAME - 2014

41

**TOM GLAVINE**

NUMBER RETIRED - 2010  
HALL OF FAME - 2014

6

**BOBBY COX**

NUMBER RETIRED - 2011  
HALL OF FAME - 2014

29

**JOHN SMOLTZ**

NUMBER RETIRED - 2012  
HALL OF FAME - 2015

10

**CHIPPER JONES**

NUMBER RETIRED - 2013  
HALL OF FAME - 2018

25


**ANDREW JONES**

NUMBER RETIRED - 2023

42

**JACKIE ROBINSON**

NUMBER RETIRED BY  
MAJOR LEAGUE BASEBALL  
ON APRIL 15, 1997



# HANK AARON

# 44

**OUTFIELDER** Full Name **Henry Louis Aaron**

Batted **Right**

Threw **Right**

Height **6-0**

Weight **180**

DOB **2/5/1934**

Born **Mobile, AL**

Died: **1/22/21 in Atlanta, GA**

Years with Braves: **1954-74**

Number Retired **1975**

One of the greatest hitters of all time, Hank Aaron was elected to Baseball's Hall of Fame in January 1982. He missed by nine votes being the first unanimous choice ever in the voting by the Baseball Writers' Association of America. Aaron received 406 of a possible 415 votes for 97.8 percent. Aaron and Frank Robinson were inducted into the Hall of Fame at Cooperstown, N.Y., on August 1, 1982. In his 23-year Major League career, Aaron re-wrote baseball's record book. He holds more Major League batting records than any other player in the game's history. Among his records are Most Runs Batted In, Lifetime (2,297); Most Extra-Base Hits, Lifetime (1,477); and Most Total Bases, Lifetime (6,856). Aaron also ranks second on the all-time list in at-bats (12,364), and home runs (755), third in games (3,298) and hits (3,771), fourth in runs (2,174, tied with Babe Ruth), 10th in doubles (624), 12th in singles (2,294) and is tied for 18th in years of service (23). His most famous home run came in Atlanta on April 8, 1974, when he hit his 715th, breaking Babe Ruth's seemingly untouchable record. He did it before a sellout crowd of 53,775 at Atlanta Stadium. The pitch came in the bottom of the fourth inning, the Los Angeles Dodgers leading 3-1, with a 1-0 count and Darrell Evans waiting on first. Al Downing threw a fastball at 9:07 p.m. that Hank sent over the left field fence. Reliever Tom House caught the ball in the Braves' bullpen and brought it to Aaron in the home plate celebration. On May 17, 1970, Hank singled at Cincinnati to become the first player to compile both 3,000 career hits and more than 500 homers. He joined the 30-30 club (30 HRs and 30 SBs in the same season) in 1963. Aaron played in the Major League All-Star Game 24 times, including the years 1959-61 when two games were played. He was honored as the National League's Most Valuable Player in 1957 and named Player of the Year by Sporting News in 1956 and 1963. He played 21 seasons with the Braves before being traded to Milwaukee for outfielder Dave May and minor leaguer Roger Alexander at the end of 1974. Aaron retired as a player two years later. Aaron was first scouted by Dewey Griggs of the Milwaukee Braves during an Indianapolis Clowns tryout. The Braves eventually were able to strike a deal and beat out the Giants for Aaron's services. In 1952 he was assigned to the Eau Claire, Wisconsin, team of the Northern League. He was the unanimous choice for the Northern League's Rookie of the Year while only playing in 87 games (.336, 9 HR, 61 RBI, 116 hits and 89 runs).

In 1953 he was promoted to the Jacksonville Tars, where he became the first African-American player in the South Atlantic League. Aaron won the batting title (.362) and led the league in RBI (125), runs (115), hits (208) and finished second in home runs (22) and earned the league's MVP award. He began his Major League career in 1954 when a spring training injury forced Bobby Thomson out of the Braves' lineup. In his debut he struck out twice, grounded out, hit into a double play and fouled out. Aaron hit his first home run off Vic Raschi on April 23, 1954. He became the second youngest player to win a batting title (.328) in 1956 and the second youngest to collect his 1,000th hit, off Sandy Koufax in 1959. On June 12, 1967, Aaron recorded his 2,500th hit and achieved his 3,000th hit on May 17, 1970. His 2,000th RBI came on July 3, 1972. During his career, Aaron had a 20-year string of 20 or more home runs. After turning 35, he hit 245 home runs and from the ages 35 to 39 he hit at least 34 home runs a year. Over his 23-year Major League career, he averaged just 63 strikeouts a year, with his highest strikeout total being 97 in 1967. He hit .300 or better in 14 seasons, won the NL home run crown three times and tied for a fourth, led the league in RBI four times and won three Gold Gloves. Aaron hit his 755 home runs off 310 different pitchers, including 12 Hall of Famers. He hit the most off of Hall of Famer Don Drysdale (17), the most in the month of July (152), the most against the Cincinnati Reds (97) and the most in the first inning (124). Aaron hit 400 solo home runs and hit seven of his 755 as a second baseman and had three pinch-hit home runs. He had only one three-homer game, at San Francisco on June 21, 1959. Following his playing career, Aaron joined the Braves' front office on October 7, 1976, for a 13-year tenure as a Braves Vice President and Director of Player Development. In that position, he oversaw the development of many players instrumental in the Braves' 1982 National League West Division championship, including Dale Murphy, who won back-to-back NL MVP awards in 1982-83. From December of 1989 until his death, he served as Braves' Senior Vice President and in February of 2000, Aaron replaced the late Pee Wee Reese on the Hall of Fame Veterans Committee..

**COMPLETE RECORD**

| Year                | Club         | AVG         | G           | AB           | R           | H           | 2B         | 3B        | HR         | RBI         | BB          | SO          | SB         |
|---------------------|--------------|-------------|-------------|--------------|-------------|-------------|------------|-----------|------------|-------------|-------------|-------------|------------|
| 1952                | Eau Claire   | .336        | 87          | 345          | 79          | 116         | 19         | 4         | 9          | 61          | 33          | 19          | 25         |
| 1953                | Jacksonville | .362        | 137         | 574          | 115         | 208         | 36         | 14        | 22         | 125         | 35          | 22          | 13         |
| 1954                | Milwaukee    | .280        | 122         | 468          | 58          | 131         | 27         | 6         | 13         | 69          | 28          | 39          | 2          |
| 1955                | Milwaukee    | .314        | 153         | 602          | 105         | 189         | 37         | 9         | 27         | 106         | 49          | 61          | 3          |
| 1956                | Milwaukee    | .328        | 153         | 609          | 106         | 200         | 34         | 14        | 26         | 92          | 37          | 54          | 2          |
| 1957                | Milwaukee    | .322        | 151         | 615          | 118         | 198         | 27         | 6         | 44         | 132         | 57          | 58          | 1          |
| 1958                | Milwaukee    | .326        | 153         | 601          | 109         | 196         | 34         | 4         | 30         | 95          | 59          | 49          | 4          |
| 1959                | Milwaukee    | .355        | 154         | 629          | 116         | 223         | 46         | 7         | 39         | 123         | 51          | 54          | 8          |
| 1960                | Milwaukee    | .292        | 153         | 590          | 102         | 172         | 20         | 11        | 40         | 126         | 60          | 63          | 16         |
| 1961                | Milwaukee    | .327        | 155         | 603          | 115         | 197         | 39         | 10        | 34         | 120         | 56          | 64          | 21         |
| 1962                | Milwaukee    | .323        | 156         | 592          | 127         | 191         | 28         | 6         | 45         | 128         | 66          | 73          | 15         |
| 1963                | Milwaukee    | .319        | 161         | 631          | 121         | 201         | 29         | 4         | 44         | 130         | 78          | 94          | 31         |
| 1964                | Milwaukee    | .328        | 145         | 570          | 103         | 187         | 30         | 2         | 24         | 95          | 62          | 46          | 22         |
| 1965                | Milwaukee    | .318        | 150         | 570          | 109         | 181         | 40         | 1         | 32         | 89          | 60          | 81          | 24         |
| 1966                | Atlanta      | .279        | 158         | 603          | 117         | 168         | 23         | 1         | 44         | 127         | 76          | 96          | 21         |
| 1967                | Atlanta      | .307        | 155         | 600          | 113         | 184         | 37         | 3         | 39         | 109         | 63          | 97          | 17         |
| 1968                | Atlanta      | .287        | 160         | 606          | 84          | 174         | 33         | 4         | 29         | 86          | 64          | 62          | 28         |
| 1969                | Atlanta      | .300        | 147         | 547          | 100         | 164         | 30         | 3         | 44         | 97          | 87          | 47          | 9          |
| 1970                | Atlanta      | .298        | 150         | 516          | 103         | 154         | 26         | 1         | 38         | 118         | 74          | 63          | 9          |
| 1971                | Atlanta      | .327        | 139         | 495          | 95          | 162         | 22         | 3         | 47         | 118         | 71          | 58          | 1          |
| 1972                | Atlanta      | .265        | 129         | 449          | 75          | 119         | 10         | 0         | 34         | 77          | 92          | 55          | 4          |
| 1973                | Atlanta      | .301        | 120         | 392          | 84          | 118         | 12         | 1         | 40         | 96          | 68          | 51          | 1          |
| 1974                | Atlanta      | .268        | 112         | 340          | 47          | 91          | 16         | 0         | 20         | 69          | 39          | 29          | 1          |
| 1975                | Milwaukee    | .234        | 137         | 465          | 45          | 109         | 16         | 2         | 12         | 60          | 70          | 51          | 0          |
| 1976                | Milwaukee    | .229        | 85          | 271          | 22          | 62          | 8          | 0         | 10         | 35          | 35          | 38          | 0          |
| <b>A.L. Totals</b>  |              | <b>.232</b> | <b>222</b>  | <b>736</b>   | <b>67</b>   | <b>171</b>  | <b>24</b>  | <b>2</b>  | <b>22</b>  | <b>95</b>   | <b>105</b>  | <b>89</b>   | <b>0</b>   |
| <b>N.L. Totals</b>  |              | <b>.310</b> | <b>3076</b> | <b>11628</b> | <b>2107</b> | <b>3600</b> | <b>600</b> | <b>96</b> | <b>733</b> | <b>2202</b> | <b>1297</b> | <b>1289</b> | <b>240</b> |
| <b>Major Totals</b> |              | <b>.305</b> | <b>3298</b> | <b>12364</b> | <b>2174</b> | <b>3771</b> | <b>624</b> | <b>98</b> | <b>755</b> | <b>2297</b> | <b>1402</b> | <b>1383</b> | <b>240</b> |

**LEAGUE CHAMPIONSHIP SERIES RECORD**

| Year | Club, Opp     | AVG  | G | AB | R | H | 2B | 3B | HR | RBI | SB |
|------|---------------|------|---|----|---|---|----|----|----|-----|----|
| 1969 | Atl. vs. N.Y. | .357 | 3 | 14 | 3 | 5 | 2  | 0  | 3  | 7   | 0  |

**WORLD SERIES RECORD**

| Year               | Club, Opp     | AVG         | G         | AB        | R        | H         | 2B       | 3B       | HR       | RBI      | SB       |
|--------------------|---------------|-------------|-----------|-----------|----------|-----------|----------|----------|----------|----------|----------|
| 1957               | Mil. vs. N.Y. | .393        | 7         | 28        | 5        | 11        | 0        | 1        | 3        | 7        | 0        |
| 1958               | Mil. vs. N.Y. | .333        | 7         | 27        | 3        | 9         | 2        | 0        | 0        | 2        | 0        |
| <b>W.S. Totals</b> |               | <b>.364</b> | <b>14</b> | <b>55</b> | <b>8</b> | <b>20</b> | <b>2</b> | <b>1</b> | <b>3</b> | <b>9</b> | <b>0</b> |



Hall of Famer Hank Aaron hit 733 career home runs for the Braves.



# BOBBY COX

# 6

## MANAGER

Full Name **Robert Joe Cox**

Bats **Right**

Throws **Right**

Height **6-0**

Weight **185**

DOB **5/21/1941**

Resides **Tulsa, OK**

Years With Braves **1978-1981, 1990-2010**

Number Retired **2011**

Known as the consummate “players” manager, Bobby Cox treated everyone with respect and dignity. He spent 29 seasons as a Major League skipper, including 25 seasons in two stints at the helm of the Braves. His 2,504 wins rank fourth all-time and include a franchise-best 2,149 victories with the Braves and 355 with the Toronto Blue Jays. Cox posted an overall career record of 2,504-2001-3 (.556). The 2010 campaign marked his final season on the bench, as Atlanta went 91-71 and claimed the National League’s Wild Card. The 2010 campaign was Cox’s 15th with 90 or more wins, tying him for second all-time in 90-win seasons with Hall of Fame skipper Joe McCarthy (15) and putting him one behind the legendary John McGraw (16). Cox and McCarthy are the only managers in Major League history to compile six 100-win seasons. On June 8, 2009, Cox posted his 2,000th Braves victory, making him just the fourth skipper in big-league history to claim 2,000 wins with one team, joining Connie Mack (Athletics), John McGraw (Giants) and Walter Alston (Dodgers). On September 29, 2004, in the season’s final home game, Cox earned his 2,000th career victory with a 6-4 decision over the New York Mets. He became just the ninth skipper in big-league history to reach the milestone. Cox won 15 division crowns in his career, including 14 straight in Atlanta that led to five pennants (1991, 1992, 1995, 1996 and 1999) and one World Championship (1995). He had a string of 15 consecutive winning seasons from 1991 to 2005, tying him with Al Lopez and Earl Weaver for third place all-time in consecutive winning campaigns. Cox was voted the Manager of the Year by the Baseball Writers Association of America four times (1985 with Toronto and 1991, 2004 and 2005

with Atlanta). The Sporting News, in a poll of his peers, honored Cox as the league’s top skipper seven times with the Braves and eight times overall. No other manager has won the Sporting News award more than three times since the magazine started the balloting in 1936. In 1991 the Associated Press named him MLB Manager of the Year, as he became the first manager to earn that honor in both leagues, having also won it while with the Blue Jays in 1985. Cox brought the city of Atlanta its first major professional sports championship in 1995 when the Braves beat Cleveland, four games to two, in the World Series. Cox managed the Braves from 1978 to ‘81, compiling a 266-323 record and laying the groundwork for the club’s NL West title in 1982. He began a four-year tenure as Toronto’s manager in 1982, lifting a habitual last-place team to within one game of attaining a World Series berth in 1985. Cox returned to the Braves as general manager in October 1985 and oversaw a farm system which set the foundation for great success. He added the field managing responsibilities on June 22, 1990, then devoted all his time to those duties when the Braves named John Schuerholz as General Manager in October of that year. When Braves owner Ted Turner fired Cox in 1981, Turner was asked at the press conference who was likely to be the next manager. “It would be Bobby Cox if I hadn’t just fired him,” Turner said. “We need someone like him around here.” The Braves retired Cox’s uniform number 6 and inducted him into the Braves Hall of Fame in August 2011. He was inducted into the National Baseball Hall of Fame in July 2014, along with two of his former pitchers, Greg Maddux and Tom Glavine.

## MANAGERIAL RECORD

| Year | Club / League            | W-L   | Overall |  | Pos. | Vs. Division |      | Extra Innings |      |
|------|--------------------------|-------|---------|--|------|--------------|------|---------------|------|
|      |                          |       | Pct.    |  |      | W-L          | Pct. | W-L           | Pct  |
| 1971 | Ft. Lauderdale / FSL     | 71-70 | .504    |  | 4th  |              |      |               |      |
| 1972 | West Haven / Eastern     | 84-56 | .600    |  | 1st  |              |      |               |      |
| 1973 | Syracuse / International | 76-70 | .521    |  | 3rd  |              |      |               |      |
| 1974 | Syracuse / International | 74-70 | .514    |  | 2nd  |              |      |               |      |
| 1975 | Syracuse / International | 72-64 | .529    |  | 3rd  |              |      |               |      |
| 1976 | Syracuse / International | 82-57 | .590    |  | 2nd  |              |      |               |      |
| 1978 | Atlanta / National       | 69-93 | .426    |  | 6th  | 38-52        | .422 | 6-8           | .429 |



**MANAGERIAL RECORD, CONTINUED**

| Year                  | Club / League      | W-L                | Overall     |      | Vs. Division    |             | Extra Innings  |             |
|-----------------------|--------------------|--------------------|-------------|------|-----------------|-------------|----------------|-------------|
|                       |                    |                    | Pct.        | Pos. | W-L             | Pct.        | W-L            | Pct         |
| 1979                  | Atlanta / National | 66-94              | .413        | 6th  | 42-48           | .467        | 3-9            | .250        |
| 1980                  | Atlanta / National | 81-80              | .503        | 4th  | 43-46           | .483        | 8-6            | .571        |
| 1981                  | Atlanta / National | 50-56-1            | .472        | 5th  | 31-33           | .484        | 10-4           | .714        |
| 1982                  | Toronto / American | 78-84              | .481        | 16th | 33-45           | .423        | 10-5           | .667        |
| 1983                  | Toronto / American | 89-73              | .549        | 4th  | 39-39           | .500        | 11-6           | .647        |
| 1984                  | Toronto / American | 89-73-1            | .549        | 2nd  | 37-41           | .474        | 6-12           | .333        |
| 1985                  | Toronto / American | 99-62              | .615        | 1st  | 44-33           | .571        | 12-5           | .706        |
| 1990                  | Atlanta / National | 40-57              | .412        | 6th  | 22-35           | .386        | 4-8            | .333        |
| 1991                  | Atlanta / National | 94-68              | .580        | 1st  | 51-39           | .567        | 8-6            | .571        |
| 1992                  | Atlanta / National | 98-64              | .605        | 1st  | 58-32           | .644        | 10-7           | .588        |
| 1993                  | Atlanta / National | 104-58             | .642        | 1st  | 55-23           | .705        | 7-6            | .538        |
| 1994                  | Atlanta / National | 68-46              | .586        | 2nd  | 23-16           | .590        | 7-2            | .778        |
| 1995                  | Atlanta / National | 90-54              | .625        | 1st  | 31-21           | .596        | 3-9            | .250        |
| 1996                  | Atlanta / National | 96-66              | .593        | 1st  | 32-20           | .615        | 6-8            | .429        |
| 1997                  | Atlanta / National | 101-61             | .623        | 1st  | 29-19           | .604        | 10-10          | .500        |
| 1998                  | Atlanta / National | 106-56             | .654        | 1st  | 30-18           | .625        | 2-4            | .333        |
| 1999                  | Atlanta / National | 103-59             | .636        | 1st  | 35-16           | .686        | 17-5           | .773        |
| 2000                  | Atlanta / National | 95-67              | .586        | 1st  | 27-24           | .529        | 3-5            | .375        |
| 2001                  | Atlanta / National | 88-74              | .543        | 1st  | 42-34           | .553        | 8-8            | .500        |
| 2002                  | Atlanta / National | 101-59-1           | .631        | 1st  | 47-28           | .627        | 7-8            | .467        |
| 2003                  | Atlanta / National | 101-61             | .623        | 1st  | 41-35           | .539        | 7-10           | .412        |
| 2004                  | Atlanta / National | 96-66              | .593        | 1st  | 51-25           | .671        | 7-8            | .467        |
| 2005                  | Atlanta / National | 90-72              | .556        | 1st  | 42-33           | .560        | 6-7            | .462        |
| 2006                  | Atlanta / National | 79-83              | .488        | 3rd  | 35-38           | .479        | 8-3            | .727        |
| 2007                  | Atlanta / National | 84-78              | .519        | 3rd  | 39-33           | .542        | 6-9            | .400        |
| 2008                  | Atlanta / National | 72-90              | .444        | 4th  | 31-41           | .431        | 3-10           | .231        |
| 2009                  | Atlanta / National | 86-76              | .531        | 3rd  | 41-31           | .569        | 9-7            | .563        |
| 2010                  | Atlanta / National | 91-71              | .562        | 2nd  | 38-34           | .528        | 8-7            | .533        |
| <b>Minor Totals</b>   |                    | <b>459-387</b>     | <b>.543</b> |      | <b>---</b>      | <b>---</b>  | <b>---</b>     | <b>---</b>  |
| <b>Atlanta Totals</b> |                    | <b>2149-1709-2</b> | <b>.557</b> |      | <b>954-774</b>  | <b>.552</b> | <b>173-174</b> | <b>.499</b> |
| <b>Major Totals</b>   |                    | <b>2504-2001-3</b> | <b>.556</b> |      | <b>1107-931</b> | <b>.543</b> | <b>212-202</b> | <b>.512</b> |

**RECORD IN POSTSEASON & ALL-STAR GAMES**

| Year          | Club    | League   | Opponent      | D.S.      |           | L.C.S.    |           | W.S.      |           | A.S.G.   |          |
|---------------|---------|----------|---------------|-----------|-----------|-----------|-----------|-----------|-----------|----------|----------|
|               |         |          |               | W         | L         | W         | L         | W         | L         | W        | L        |
| 1985          | Toronto | American | Kansas City   | -         | -         | 3         | 4         | -         | -         | -        | -        |
| 1991          | Atlanta | National | Pittsburgh    | -         | -         | 4         | 3         | -         | -         | -        | -        |
|               |         |          | Minnesota     | -         | -         | -         | -         | 3         | 4         | -        | -        |
| 1992          | Atlanta | National | Pittsburgh    | -         | -         | 4         | 3         | -         | -         | -        | -        |
|               |         |          | Toronto       | -         | -         | -         | -         | 2         | 4         | -        | -        |
|               |         |          | American      | -         | -         | -         | -         | -         | -         | 0        | 1        |
| 1993          | Atlanta | National | Philadelphia  | -         | -         | 2         | 4         | -         | -         | -        | -        |
|               |         |          | American      | -         | -         | -         | -         | -         | -         | 0        | 1        |
| 1995          | Atlanta | National | Colorado      | 3         | 1         | -         | -         | -         | -         | -        | -        |
|               |         |          | Cincinnati    | -         | -         | 4         | 0         | -         | -         | -        | -        |
|               |         |          | Cleveland     | -         | -         | -         | -         | 4         | 2         | -        | -        |
| 1996          | Atlanta | National | Los Angeles   | 3         | 0         | -         | -         | -         | -         | -        | -        |
|               |         |          | St. Louis     | -         | -         | 4         | 3         | -         | -         | -        | -        |
|               |         |          | New York (A)  | -         | -         | -         | -         | 2         | 4         | -        | -        |
|               |         |          | American      | -         | -         | -         | -         | -         | -         | 1        | 0        |
| 1997          | Atlanta | National | Houston       | 3         | 0         | -         | -         | -         | -         | -        | -        |
|               |         |          | Florida       | -         | -         | 2         | 4         | -         | -         | -        | -        |
|               |         |          | American      | -         | -         | -         | -         | -         | -         | 0        | 1        |
| 1998          | Atlanta | National | Chicago       | 3         | 0         | -         | -         | -         | -         | -        | -        |
|               |         |          | San Diego     | -         | -         | 2         | 4         | -         | -         | -        | -        |
| 1999          | Atlanta | National | Houston       | 3         | 1         | -         | -         | -         | -         | -        | -        |
|               |         |          | New York (N)  | -         | -         | 4         | 2         | -         | -         | -        | -        |
|               |         |          | New York (A)  | -         | -         | -         | -         | 0         | 4         | -        | -        |
| 2000          | Atlanta | National | St. Louis     | 0         | 3         | -         | -         | -         | -         | -        | -        |
|               |         |          | American      | -         | -         | -         | -         | -         | -         | 0        | 1        |
| 2001          | Atlanta | National | Houston       | 3         | 0         | -         | -         | -         | -         | -        | -        |
|               |         |          | Arizona       | -         | -         | 1         | 4         | -         | -         | -        | -        |
| 2002          | Atlanta | National | San Francisco | 2         | 3         | -         | -         | -         | -         | -        | -        |
| 2003          | Atlanta | National | Chicago       | 2         | 3         | -         | -         | -         | -         | -        | -        |
| 2004          | Atlanta | National | Houston       | 2         | 3         | -         | -         | -         | -         | -        | -        |
| 2005          | Atlanta | National | Houston       | 1         | 3         | -         | -         | -         | -         | -        | -        |
| 2010          | Atlanta | National | San Francisco | 1         | 3         | -         | -         | -         | -         | -        | -        |
| <b>Totals</b> |         |          |               | <b>26</b> | <b>20</b> | <b>30</b> | <b>31</b> | <b>11</b> | <b>18</b> | <b>1</b> | <b>4</b> |



# TOM GLAVINE

# 47

## PITCHER

Full Name **Thomas Michael Glavine**

Bats **Left**

Throws **Left**

Height **6-0**

Weight **205**

DOB **3/25/1966**

Born **Concord, MA**

Years With Braves **1987-2002, 2008**

Number Retired **2010**

Tom Glavine won 305 regular-season games in his 22-year Major League career. But it was his eight innings of one-hit, shutout baseball in Game 6 of the 1995 World Series that accounted for his most significant victory. The Braves won 1-0 to capture the first championship in Atlanta history, and Glavine earned the series Most Valuable Player. The left-hander arrived in Atlanta in 1987 and he won 20 or more games each year from 1991 to 1993. He won two Cy Young awards, first in 1991 and then in 1998. From 1993 to 1999, the Braves featured arguably the game's top starting rotation – led by Glavine, Greg Maddux and John Smoltz. Over that seven-year stretch, Atlanta won six NL West Division titles and the League Championship Series in 1995, 1996 and 1999 in addition to the 1995 World Series. Glavine also pitched in two other Fall Classics – in 1991 and 1992. Following the 2002 season, Glavine signed as a free agent with the New York Mets.

He won his 300th game on August 5, 2007, an 8-3 verdict over the Chicago Cubs, becoming the 23rd pitcher and just the sixth left-hander to reach that plateau. Glavine returned to Atlanta in 2008 before retiring after the 2009 season. On the Braves' career lists, Glavine ranks fourth in wins (244) and strikeouts (2,091). He had five 20-win seasons, leading the NL or tying for the lead each time. Glavine's lifetime ledger was 305-203 with a 3.54 ERA, and his 682 games started ranked 12th on baseball's all-time list when he retired. Possessing excellent control, the 10-time All-Star was a master at mixing up the speed of his pitches and locating them on – or just off – the corners of the strike zone. He also won four Silver Slugger Awards. Glavine was inducted into the National Baseball Hall of Fame in July 2014, after earning 91.9 percent of the vote in his first year on the ballot.

## COMPLETE RECORD

| Year | Club          | W-L   | ERA  | G  | GS | CG | SHO | SV | IP    | H   | R   | ER  | HR | HB | BB | SO  | WP | BK |
|------|---------------|-------|------|----|----|----|-----|----|-------|-----|-----|-----|----|----|----|-----|----|----|
| 1984 | Bradenton     | 2-3   | 3.34 | 8  | 7  | 0  | 0   | 0  | 32.1  | 29  | 17  | 12  | 0  | 1  | 13 | 34  | 12 | 0  |
| 1985 | Sumter        | 9-6   | 2.35 | 26 | 26 | 2  | 1   | 0  | 168.2 | 114 | 58  | 44  | 6  | 9  | 73 | 174 | 19 | 0  |
| 1986 | Greenville    | 11-6  | 3.41 | 22 | 22 | 2  | 1   | 0  | 145.1 | 129 | 62  | 55  | 14 | 2  | 70 | 114 | 8  | 0  |
|      | Richmond      | 1-5   | 5.63 | 7  | 7  | 1  | 1   | 0  | 40.0  | 40  | 29  | 25  | 4  | 2  | 27 | 12  | 3  | 0  |
| 1987 | Richmond      | 6-12  | 3.35 | 22 | 22 | 4  | 1   | 0  | 150.1 | 142 | 70  | 56  | 15 | 5  | 56 | 91  | 8  | 0  |
|      | Atlanta       | 2-4   | 5.54 | 9  | 9  | 0  | 0   | 0  | 50.1  | 55  | 34  | 31  | 5  | 3  | 33 | 20  | 1  | 1  |
| 1988 | Atlanta       | 7-17  | 4.56 | 34 | 34 | 1  | 0   | 0  | 195.1 | 201 | 111 | 99  | 12 | 8  | 63 | 84  | 2  | 2  |
| 1989 | Atlanta       | 14-8  | 3.68 | 29 | 29 | 6  | 4   | 0  | 186.0 | 172 | 88  | 76  | 20 | 2  | 40 | 90  | 2  | 0  |
| 1990 | Atlanta       | 10-12 | 4.28 | 33 | 33 | 1  | 0   | 0  | 214.1 | 232 | 111 | 102 | 18 | 1  | 78 | 129 | 8  | 1  |
| 1991 | Atlanta       | 20-11 | 2.55 | 34 | 34 | 9  | 1   | 0  | 246.2 | 201 | 83  | 70  | 17 | 2  | 69 | 192 | 10 | 2  |
| 1992 | Atlanta       | 20-8  | 2.76 | 33 | 33 | 7  | 5   | 0  | 225.0 | 197 | 81  | 69  | 6  | 2  | 70 | 129 | 5  | 0  |
| 1993 | Atlanta       | 22-6  | 3.20 | 36 | 36 | 4  | 2   | 0  | 239.1 | 236 | 91  | 85  | 16 | 2  | 90 | 120 | 4  | 0  |
| 1994 | Atlanta       | 13-9  | 3.97 | 25 | 25 | 2  | 0   | 0  | 165.1 | 173 | 76  | 73  | 10 | 1  | 70 | 140 | 8  | 1  |
| 1995 | Atlanta       | 16-7  | 3.08 | 29 | 29 | 3  | 1   | 0  | 198.2 | 182 | 76  | 68  | 9  | 5  | 66 | 127 | 3  | 0  |
| 1996 | Atlanta       | 15-10 | 2.98 | 36 | 36 | 1  | 0   | 0  | 235.1 | 222 | 91  | 78  | 14 | 0  | 85 | 181 | 4  | 0  |
| 1997 | Atlanta       | 14-7  | 2.96 | 33 | 33 | 5  | 2   | 0  | 240.0 | 197 | 86  | 79  | 20 | 4  | 79 | 152 | 3  | 0  |
| 1998 | Atlanta       | 20-6  | 2.47 | 33 | 33 | 4  | 3   | 0  | 229.1 | 202 | 67  | 63  | 13 | 2  | 74 | 157 | 3  | 0  |
| 1999 | Atlanta       | 14-11 | 4.12 | 35 | 35 | 2  | 0   | 0  | 234.0 | 259 | 115 | 107 | 18 | 4  | 83 | 138 | 2  | 0  |
| 2000 | Atlanta       | 21-9  | 3.40 | 35 | 35 | 4  | 2   | 0  | 241.0 | 222 | 101 | 91  | 24 | 4  | 65 | 152 | 0  | 0  |
| 2001 | Atlanta       | 16-7  | 3.57 | 35 | 35 | 1  | 1   | 0  | 219.1 | 213 | 92  | 87  | 24 | 2  | 97 | 116 | 2  | 0  |
| 2002 | Atlanta       | 18-11 | 2.96 | 36 | 36 | 2  | 1   | 0  | 224.2 | 210 | 85  | 74  | 21 | 8  | 78 | 127 | 2  | 0  |
| 2003 | New York (NL) | 9-14  | 4.52 | 32 | 32 | 0  | 0   | 0  | 183.1 | 205 | 94  | 92  | 21 | 2  | 66 | 82  | 2  | 0  |
| 2004 | New York (NL) | 11-14 | 3.60 | 33 | 33 | 1  | 1   | 0  | 212.1 | 204 | 94  | 85  | 20 | 0  | 70 | 109 | 0  | 0  |

|                       |               |                |             |            |            |           |           |          |               |             |             |             |            |           |             |             |           |          |
|-----------------------|---------------|----------------|-------------|------------|------------|-----------|-----------|----------|---------------|-------------|-------------|-------------|------------|-----------|-------------|-------------|-----------|----------|
| 2005                  | New York (NL) | 13-13          | 3.53        | 33         | 33         | 2         | 1         | 0        | 211.1         | 227         | 88          | 83          | 12         | 3         | 61          | 105         | 1         | 0        |
| 2006                  | New York (NL) | 15-7           | 3.82        | 32         | 32         | 0         | 0         | 0        | 198.0         | 202         | 94          | 84          | 22         | 6         | 62          | 131         | 1         | 0        |
| 2007                  | New York (NL) | 13-8           | 4.45        | 34         | 34         | 1         | 1         | 0        | 200.1         | 219         | 102         | 99          | 23         | 4         | 64          | 89          | 2         | 0        |
| 2008                  | Atlanta       | 2-4            | 5.54        | 13         | 13         | 0         | 0         | 0        | 63.1          | 67          | 40          | 39          | 11         | 1         | 37          | 37          | 0         | 0        |
|                       | Myrtle Beach# | 0-0            | 2.25        | 1          | 1          | 0         | 0         | 0        | 4.0           | 3           | 1           | 1           | 0          | 1         | 1           | 4           | 0         | 0        |
|                       | Mississippi#  | 0-1            | 3.60        | 1          | 1          | 0         | 0         | 0        | 5.0           | 4           | 3           | 2           | 0          | 0         | 1           | 1           | 0         | 0        |
|                       | Rome#         | 1-0            | 0.00        | 1          | 1          | 0         | 0         | 0        | 6.0           | 3           | 0           | 0           | 0          | 0         | 0           | 2           | 1         | 0        |
| 2009                  | Mississippi#  | 0-0            | 4.50        | 1          | 1          | 0         | 0         | 0        | 2.0           | 3           | 1           | 1           | 1          | 0         | 1           | 0           | 0         | 0        |
|                       | Gwinnett#     | 1-0            | 3.38        | 2          | 2          | 0         | 0         | 0        | 8.0           | 11          | 3           | 3           | 1          | 0         | 2           | 3           | 0         | 0        |
| <b>Minor Totals</b>   |               | <b>31-33</b>   | <b>3.19</b> | <b>91</b>  | <b>90</b>  | <b>9</b>  | <b>4</b>  | <b>0</b> | <b>561.2</b>  | <b>478</b>  | <b>244</b>  | <b>199</b>  | <b>41</b>  | <b>20</b> | <b>244</b>  | <b>435</b>  | <b>51</b> | <b>0</b> |
| <b>Atlanta Totals</b> |               | <b>244-147</b> | <b>3.41</b> | <b>518</b> | <b>518</b> | <b>52</b> | <b>22</b> | <b>0</b> | <b>3408.0</b> | <b>3241</b> | <b>1428</b> | <b>1291</b> | <b>258</b> | <b>51</b> | <b>1177</b> | <b>2091</b> | <b>59</b> | <b>7</b> |
| <b>Major Totals</b>   |               | <b>305-203</b> | <b>3.54</b> | <b>682</b> | <b>682</b> | <b>56</b> | <b>25</b> | <b>0</b> | <b>4413.1</b> | <b>4298</b> | <b>1900</b> | <b>1734</b> | <b>356</b> | <b>66</b> | <b>1500</b> | <b>2607</b> | <b>65</b> | <b>7</b> |

Bold indicates led league; #Injury rehabilitation assignment.

### DIVISION SERIES RECORD

| Year               | Club, Opp.    | W-L        | ERA         | G         | GS        | CG       | SHO      | SV       | IP          | H         | R         | ER        | HR       | HB       | BB        | SO        | WP       | BK       |
|--------------------|---------------|------------|-------------|-----------|-----------|----------|----------|----------|-------------|-----------|-----------|-----------|----------|----------|-----------|-----------|----------|----------|
| 1995               | Atl. vs. Col. | 0-0        | 2.57        | 1         | 1         | 0        | 0        | 0        | 7.0         | 5         | 3         | 2         | 1        | 0        | 1         | 3         | 0        | 0        |
| 1996               | Atl. vs. LA   | 1-0        | 1.35        | 1         | 1         | 0        | 0        | 0        | 6.2         | 5         | 1         | 1         | 0        | 0        | 3         | 7         | 0        | 0        |
| 1997               | Atl. vs. Hou. | 1-0        | 4.50        | 1         | 1         | 0        | 0        | 0        | 6.0         | 5         | 3         | 3         | 0        | 0        | 5         | 4         | 0        | 0        |
| 1998               | Atl. vs. Chi. | 0-0        | 1.29        | 1         | 1         | 0        | 0        | 0        | 7.0         | 3         | 1         | 1         | 0        | 0        | 1         | 8         | 0        | 0        |
| 1999               | Atl. vs. Hou. | 0-0        | 3.00        | 1         | 1         | 0        | 0        | 0        | 6.0         | 5         | 2         | 2         | 0        | 1        | 3         | 6         | 0        | 0        |
| 2000               | Atl. vs. Stl. | 0-1        | 27.00       | 1         | 1         | 0        | 0        | 0        | 2.1         | 6         | 7         | 7         | 2        | 1        | 1         | 2         | 0        | 0        |
| 2001               | Atl. vs. Hou. | 1-0        | 0.00        | 1         | 1         | 0        | 0        | 0        | 8.0         | 6         | 0         | 0         | 0        | 0        | 2         | 3         | 0        | 0        |
| 2002               | Atl. vs. SF   | 0-2        | 15.26       | 2         | 2         | 0        | 0        | 0        | 7.2         | 17        | 13        | 13        | 1        | 0        | 7         | 4         | 0        | 0        |
| 2006               | NYM vs. LA    | 1-0        | 0.00        | 1         | 1         | 0        | 0        | 0        | 6.0         | 4         | 0         | 0         | 0        | 0        | 2         | 2         | 0        | 0        |
| <b>D.S. Totals</b> |               | <b>4-3</b> | <b>4.61</b> | <b>10</b> | <b>10</b> | <b>0</b> | <b>0</b> | <b>0</b> | <b>56.2</b> | <b>56</b> | <b>30</b> | <b>29</b> | <b>4</b> | <b>2</b> | <b>25</b> | <b>39</b> | <b>0</b> | <b>0</b> |

### LEAGUE CHAMPIONSHIP SERIES RECORD

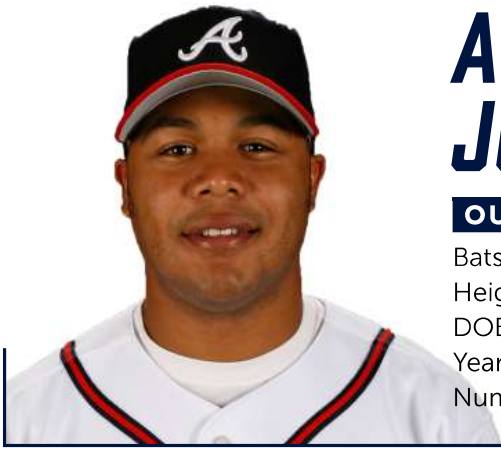
| Year                 | Club, Opp.    | W-L         | ERA         | G         | GS        | CG       | SHO      | SV       | IP           | H          | R         | ER        | HR       | HB       | BB        | SO        | WP       | BK       |
|----------------------|---------------|-------------|-------------|-----------|-----------|----------|----------|----------|--------------|------------|-----------|-----------|----------|----------|-----------|-----------|----------|----------|
| 1991                 | Atl. vs. Pit. | 0-2         | 3.21        | 2         | 2         | 0        | 0        | 0        | 14.0         | 12         | 5         | 5         | 1        | 0        | 6         | 11        | 0        | 0        |
| 1992                 | Atl. vs. Pit. | 0-2         | 12.27       | 2         | 2         | 0        | 0        | 0        | 7.1          | 13         | 11        | 10        | 3        | 2        | 3         | 2         | 0        | 0        |
| 1993                 | Atl. vs. Phi. | 1-0         | 2.57        | 1         | 1         | 0        | 0        | 0        | 7.0          | 6          | 2         | 2         | 1        | 0        | 0         | 5         | 0        | 0        |
| 1995                 | Atl. vs. Cin. | 0-0         | 1.29        | 1         | 1         | 0        | 0        | 0        | 7.0          | 7          | 1         | 1         | 0        | 1        | 2         | 5         | 0        | 0        |
| 1996                 | Atl. vs. Stl. | 1-1         | 2.08        | 2         | 2         | 0        | 0        | 0        | 13.0         | 10         | 3         | 3         | 2        | 1        | 0         | 9         | 0        | 0        |
| 1997                 | Atl. vs. Fla. | 1-1         | 5.40        | 2         | 2         | 0        | 0        | 0        | 13.1         | 13         | 8         | 8         | 0        | 1        | 11        | 9         | 0        | 0        |
| 1998                 | Atl. vs. SD   | 0-2         | 2.31        | 2         | 2         | 0        | 0        | 0        | 11.2         | 13         | 6         | 3         | 0        | 0        | 9         | 8         | 0        | 0        |
| 1999                 | Atl. vs. NY   | 1-0         | 0.00        | 1         | 1         | 0        | 0        | 0        | 7.0          | 7          | 0         | 0         | 0        | 0        | 1         | 0         | 0        | 0        |
| 2001                 | Atl. vs. Ari. | 1-1         | 1.50        | 2         | 2         | 0        | 0        | 0        | 12.0         | 10         | 4         | 2         | 1        | 0        | 5         | 5         | 1        | 0        |
| 2006                 | NYM vs. Stl.  | 1-1         | 2.45        | 2         | 2         | 0        | 0        | 0        | 11.0         | 11         | 3         | 3         | 1        | 0        | 5         | 4         | 0        | 0        |
| <b>L.C.S. Totals</b> |               | <b>6-10</b> | <b>3.22</b> | <b>17</b> | <b>17</b> | <b>0</b> | <b>0</b> | <b>0</b> | <b>103.1</b> | <b>102</b> | <b>43</b> | <b>37</b> | <b>9</b> | <b>5</b> | <b>42</b> | <b>66</b> | <b>1</b> | <b>0</b> |

### WORLD SERIES RECORD

| Year               | Club, Opp.     | W-L        | ERA         | G        | GS       | CG       | SHO      | SV       | IP          | H         | R         | ER        | HR       | HB       | BB        | SO        | WP       | BK       |
|--------------------|----------------|------------|-------------|----------|----------|----------|----------|----------|-------------|-----------|-----------|-----------|----------|----------|-----------|-----------|----------|----------|
| 1991               | Atl. vs. Min.  | 1-1        | 2.70        | 2        | 2        | 1        | 0        | 0        | 13.1        | 8         | 6         | 4         | 2        | 0        | 7         | 8         | 0        | 1        |
| 1992               | Atl. vs. Tor.  | 1-1        | 1.59        | 2        | 2        | 2        | 0        | 0        | 17.0        | 10        | 3         | 3         | 2        | 0        | 4         | 8         | 0        | 0        |
| 1995               | Atl. vs. Clev. | 2-0        | 1.29        | 2        | 2        | 0        | 0        | 0        | 14.0        | 4         | 2         | 2         | 1        | 0        | 6         | 11        | 1        | 0        |
| 1996               | Atl. vs. NYY   | 0-1        | 1.29        | 1        | 1        | 0        | 0        | 0        | 7.0         | 4         | 2         | 1         | 0        | 0        | 3         | 8         | 0        | 0        |
| 1999               | Atl. vs. NYY   | 0-0        | 5.14        | 1        | 1        | 0        | 0        | 0        | 7.0         | 7         | 5         | 4         | 3        | 0        | 0         | 3         | 0        | 0        |
| <b>W.S. Totals</b> |                | <b>4-3</b> | <b>2.16</b> | <b>8</b> | <b>8</b> | <b>3</b> | <b>0</b> | <b>0</b> | <b>58.1</b> | <b>33</b> | <b>18</b> | <b>14</b> | <b>8</b> | <b>0</b> | <b>20</b> | <b>38</b> | <b>1</b> | <b>1</b> |

### ALL-STAR GAME RECORD

| Year                   | Club, Site | W-L        | ERA          | G        | GS       | CG       | SHO           | SV       | IP         | H         | R        | ER       | HR       | HB       | BB       | SO       | WP       | BK       |
|------------------------|------------|------------|--------------|----------|----------|----------|---------------|----------|------------|-----------|----------|----------|----------|----------|----------|----------|----------|----------|
| 1991                   | N.L., Tor. | 0-0        | 0.00         | 1        | 1        | 0        | 0             | 0        | 2.0        | 1         | 0        | 0        | 0        | 0        | 1        | 3        | 0        | 0        |
| 1992                   | N.L., SD   | 0-1        | 27.00        | 1        | 1        | 0        | 0             | 0        | 1.2        | 9         | 5        | 5        | 0        | 0        | 0        | 2        | 0        | 0        |
| 1993                   | N.L., Bal. |            |              |          |          |          | Did Not Pitch |          |            |           |          |          |          |          |          |          |          |          |
| 1996                   | N.L., Phi. | 0-0        | 0.00         | 1        | 0        | 0        | 0             | 0        | 1.0        | 0         | 0        | 0        | 0        | 0        | 0        | 1        | 0        | 0        |
| 1997                   | N.L., Cle. |            |              |          |          |          | Did Not Pitch |          |            |           |          |          |          |          |          |          |          |          |
| 1998                   | N.L., Col. | 0-0        | 27.00        | 1        | 0        | 0        | 0             | 0        | 1.1        | 5         | 4        | 4        | 0        | 0        | 3        | 0        | 0        | 0        |
| 2000                   | N.L., Atl. | 0-0        | 0.00         | 1        | 0        | 0        | 0             | 0        | 1.0        | 0         | 0        | 0        | 0        | 0        | 0        | 1        | 0        | 0        |
| 2002                   | N.L., Mil. |            |              |          |          |          | Did Not Pitch |          |            |           |          |          |          |          |          |          |          |          |
| 2004                   | N.L., Hou. | 0-0        | 0.00         | 1        | 0        | 0        | 0             | 0        | 1.0        | 1         | 0        | 0        | 0        | 0        | 0        | 0        | 0        | 0        |
| 2006                   | N.L., Pit. |            |              |          |          |          | Did Not Pitch |          |            |           |          |          |          |          |          |          |          |          |
| <b>All-Star Totals</b> |            | <b>0-1</b> | <b>10.13</b> | <b>6</b> | <b>2</b> | <b>0</b> | <b>0</b>      | <b>0</b> | <b>8.0</b> | <b>16</b> | <b>9</b> | <b>9</b> | <b>0</b> | <b>0</b> | <b>4</b> | <b>7</b> | <b>0</b> | <b>0</b> |



# ANDRUW JONES

# 25

**OUTFIELDER** Full Name **Andruw Rudolf Jones**

Bats **Right**

Throws **Right**

Height **6-1**

Weight **225**

DOB **4/23/1977**

Born **Willemstad, Curacao**

Years With Braves **1996-2007**

Number Retired **2023**

Andruw Jones achieved notoriety as one of the premier defensive center fielders in baseball history. Combining an uncanny ability to get a jump on the ball with a strong arm, he earned 10 straight Gold Gloves while leading National League players at his position in putouts six times and assists on three occasions. Jones supplied plenty of offensive flare, as well. In Game 1 of the 1996 World Series, at age 19, he became the youngest player to hit a home run in the Fall Classic – going deep twice (in his first two at-bats) against the New York Yankees. Jones enjoyed his finest season at the plate in 2005, leading the majors with a then-franchise-record 51 home runs and the NL with 128 RBI. He was named Sporting News Major League Player of the Year and

winner of the NL Hank Aaron Award and a Silver Slugger Award. A five-time All-Star, Jones played for 10 of Atlanta's record 14 division championship teams. On the Braves' career lists, he ranks fourth in extra-base hits (732); fifth in runs (1,045), doubles (330), home runs (368), total bases (3,185) and RBI (1,117); sixth in games played (1,761) and at-bats (6,408); and seventh in hits (1,683). He averaged 157 games per year over his 11 full seasons in Atlanta. Jones subsequently played for the Los Angeles Dodgers, Texas Rangers, Chicago White Sox and Yankees. He was inducted into the Braves Hall of Fame in 2016. The native of Curacao has made substantial advances in National Baseball Hall of Fame balloting, rising from 7.3 percent in his first

## COMPLETE RECORD

| Year                  | Club           | AVG         | G           | AB          | R           | H           | 2B         | 3B        | HR         | RBI         | SH       | SF        | HP        | BB         | SO          | SB-CS         | OBP         | SLG         | E         |
|-----------------------|----------------|-------------|-------------|-------------|-------------|-------------|------------|-----------|------------|-------------|----------|-----------|-----------|------------|-------------|---------------|-------------|-------------|-----------|
| 1994                  | GCL Braves     | .221        | 27          | 95          | 22          | 21          | 5          | 1         | 2          | 10          | 0        | 0         | 2         | 16         | 19          | 5-2           | .345        | .358        | 2         |
|                       | Danville       | .336        | 36          | 143         | 20          | 48          | 9          | 2         | 1          | 16          | 0        | 1         | 3         | 9          | 25          | 16-9          | .385        | .448        | 3         |
| 1995                  | Macon          | .278        | 139         | 537         | 104         | 149         | 41         | 5         | 25         | 100         | 0        | 9         | 16        | 70         | 122         | 56-11         | .372        | .512        | 4         |
| 1996                  | Durham         | .313        | 66          | 243         | 65          | 76          | 14         | 3         | 17         | 43          | 0        | 1         | 3         | 42         | 54          | 16-4          | .419        | .605        | 2         |
|                       | Greenville     | .369        | 38          | 157         | 39          | 58          | 10         | 1         | 12         | 37          | 0        | 1         | 1         | 17         | 34          | 12-4          | .432        | .675        | 1         |
|                       | Richmond       | .378        | 12          | 45          | 11          | 17          | 3          | 1         | 5          | 12          | 0        | 0         | 0         | 1          | 9           | 2-2           | .391        | .822        | 0         |
|                       | Atlanta        | .217        | 31          | 106         | 11          | 23          | 7          | 1         | 5          | 13          | 0        | 0         | 0         | 7          | 29          | 3-0           | .266        | .443        | 2         |
| 1997                  | Atlanta        | .231        | 153         | 399         | 60          | 92          | 18         | 1         | 18         | 70          | 5        | 3         | 4         | 56         | 107         | 20-11         | .329        | .416        | 7         |
| 1998                  | Atlanta        | .272        | 159         | 582         | 89          | 158         | 33         | 8         | 31         | 90          | 1        | 4         | 4         | 40         | 129         | 27-4          | .321        | .516        | 2         |
| 1999                  | Atlanta        | .275        | <b>162</b>  | 592         | 97          | 163         | 35         | 5         | 26         | 84          | 0        | 2         | 9         | 76         | 103         | 24-12         | .365        | .483        | 10        |
| 2000                  | Atlanta        | .303        | 161         | <b>656</b>  | 122         | 199         | 36         | 6         | 36         | 104         | 0        | 5         | 9         | 59         | 100         | 21-6          | .366        | .541        | 2         |
| 2001                  | Atlanta        | .251        | 161         | 625         | 104         | 157         | 25         | 2         | 34         | 104         | 0        | 9         | 3         | 56         | 142         | 11-4          | .312        | .461        | 6         |
| 2002                  | Atlanta        | .264        | 154         | 560         | 91          | 148         | 34         | 0         | 35         | 94          | 0        | 6         | 10        | 83         | 135         | 8-3           | .366        | .513        | 3         |
| 2003                  | Atlanta        | .277        | 156         | 595         | 101         | 165         | 28         | 2         | 36         | 116         | 0        | 6         | 5         | 53         | 125         | 4-3           | .338        | .513        | 3         |
| 2004                  | Atlanta        | .261        | 154         | 570         | 85          | 149         | 34         | 4         | 29         | 91          | 0        | 2         | 3         | 71         | 147         | 6-6           | .345        | .488        | 3         |
| 2005                  | Atlanta        | .263        | 160         | 586         | 95          | 154         | 24         | 3         | <b>51</b>  | <b>128</b>  | 0        | 7         | 15        | 64         | 112         | 5-3           | .347        | .575        | 2         |
| 2006                  | Atlanta        | .262        | 156         | 565         | 107         | 148         | 29         | 0         | 41         | 129         | 0        | 9         | 13        | 82         | 127         | 4-1           | .363        | .531        | 2         |
| 2007                  | Atlanta        | .222        | 154         | 572         | 83          | 127         | 27         | 2         | 26         | 94          | 0        | 9         | 8         | 70         | 138         | 5-2           | .311        | .413        | 2         |
| 2008                  | Los Angeles-NL | .158        | 75          | 209         | 21          | 33          | 8          | 1         | 3          | 14          | 0        | 1         | 1         | 27         | 76          | 0-1           | .256        | .249        | 1         |
|                       | Las Vegas      | .323        | 11          | 31          | 7           | 10          | 0          | 0         | 4          | 11          | 0        | 2         | 0         | 3          | 5           | 2-0           | .361        | .710        | 0         |
| 2009                  | Texas          | .214        | 82          | 281         | 43          | 60          | 18         | 0         | 17         | 43          | 0        | 3         | 2         | 45         | 72          | 5-1           | .323        | .459        | 0         |
|                       | Frisco         | .222        | 3           | 9           | 0           | 2           | 0          | 0         | 0          | 0           | 0        | 0         | 0         | 3          | 1           | 1-0           | .417        | .222        | 0         |
| 2010                  | Chicago-AL     | .230        | 107         | 278         | 41          | 64          | 12         | 1         | 19         | 48          | 0        | 2         | 3         | 45         | 73          | 9-2           | .342        | .486        | 3         |
| 2011                  | New York-AL    | .247        | 77          | 190         | 27          | 47          | 8          | 0         | 13         | 33          | 0        | 0         | 3         | 29         | 62          | 0-0           | .356        | .495        | 1         |
| 2012                  | New York-AL    | .197        | 94          | 233         | 27          | 46          | 7          | 0         | 14         | 34          | 0        | 3         | 5         | 28         | 71          | 0-0           | .294        | .408        | 1         |
| 2013                  | Rakuten        | .243        | 143         | 478         | 81          | 116         | 21         | 1         | 26         | 94          | 0        | 6         | 15        | 105        | 164         | 4-3           | .391        | .454        | 0         |
| 2014                  | Rakuten        | .221        | 138         | 448         | 69          | 99          | 20         | 0         | 24         | 71          | 0        | 3         | 12        | 118        | 140         | 2-3           | .394        | .426        | 0         |
| <b>Minor Totals</b>   |                | <b>.302</b> | <b>332</b>  | <b>1260</b> | <b>268</b>  | <b>381</b>  | <b>82</b>  | <b>13</b> | <b>66</b>  | <b>229</b>  | <b>0</b> | <b>14</b> | <b>25</b> | <b>161</b> | <b>269</b>  | <b>110-32</b> | <b>.388</b> | <b>.545</b> | <b>18</b> |
| <b>Foreign Totals</b> |                | <b>.231</b> | <b>286</b>  | <b>942</b>  | <b>151</b>  | <b>218</b>  | <b>41</b>  | <b>1</b>  | <b>50</b>  | <b>166</b>  | <b>0</b> | <b>9</b>  | <b>27</b> | <b>229</b> | <b>312</b>  | <b>6-6</b>    | <b>.393</b> | <b>.436</b> | <b>0</b>  |
| <b>Major Totals</b>   |                | <b>.254</b> | <b>2196</b> | <b>7599</b> | <b>1204</b> | <b>1933</b> | <b>383</b> | <b>36</b> | <b>434</b> | <b>1289</b> | <b>6</b> | <b>71</b> | <b>97</b> | <b>891</b> | <b>1748</b> | <b>152-59</b> | <b>.337</b> | <b>.486</b> | <b>50</b> |

Bold indicates led league; #Injury rehabilitation assignment.



## DIVISION SERIES RECORD

| Year               | Club, Opp.          | AVG         | G         | AB         | R         | H         | 2B       | 3B       | HR       | RBI       | SH       | SF       | HP       | BB        | SO        | SB       | CS       | E        |
|--------------------|---------------------|-------------|-----------|------------|-----------|-----------|----------|----------|----------|-----------|----------|----------|----------|-----------|-----------|----------|----------|----------|
| 1996               | Atl. vs LAD         | -           | 3         | 0          | 0         | 0         | 0        | 0        | 0        | 0         | 0        | 0        | 0        | 1         | 0         | 0        | 0        | 0        |
| 1997               | Atl. vs Hou.        | .000        | 3         | 5          | 1         | 0         | 0        | 0        | 0        | 1         | 0        | 0        | 0        | 1         | 1         | 0        | 0        | 0        |
| 1998               | Atl. vs Chi.        | .000        | 3         | 9          | 2         | 0         | 0        | 0        | 0        | 1         | 0        | 1        | 0        | 3         | 2         | 2        | 0        | 0        |
| 1999               | Atl. vs Hou.        | .222        | 4         | 18         | 1         | 4         | 1        | 0        | 0        | 2         | 0        | 0        | 0        | 1         | 3         | 0        | 0        | 0        |
| 2000               | Atl. vs StL         | .111        | 3         | 9          | 3         | 1         | 0        | 0        | 1        | 1         | 0        | 0        | 0        | 4         | 1         | 0        | 1        | 0        |
| 2001               | Atl. vs Hou.        | .500        | 3         | 12         | 2         | 6         | 0        | 0        | 1        | 1         | 0        | 0        | 0        | 0         | 3         | 0        | 0        | 0        |
| 2002               | Atl. vs SF          | .316        | 5         | 19         | 4         | 6         | 1        | 0        | 0        | 2         | 0        | 0        | 0        | 2         | 3         | 0        | 0        | 0        |
| 2003               | Atl. vs Chi.        | .059        | 5         | 17         | 1         | 1         | 0        | 0        | 0        | 1         | 0        | 0        | 0        | 4         | 7         | 0        | 0        | 1        |
| 2004               | Atl. vs Hou.        | .526        | 5         | 19         | 4         | 10        | 2        | 0        | 2        | 5         | 0        | 0        | 0        | 2         | 3         | 1        | 0        | 0        |
| 2005               | Atl. vs Hou.        | .471        | 4         | 17         | 5         | 8         | 3        | 0        | 1        | 5         | 0        | 1        | 1        | 2         | 3         | 0        | 0        | 0        |
| 2011               | NY Yankees vs. Det. | -           | 1         | 0          | 0         | 0         | 0        | 0        | 0        | 1         | 0        | 1        | 0        | 0         | 0         | 0        | 0        | 0        |
| <b>D.S. Totals</b> |                     | <b>.288</b> | <b>39</b> | <b>125</b> | <b>23</b> | <b>36</b> | <b>7</b> | <b>0</b> | <b>5</b> | <b>20</b> | <b>0</b> | <b>3</b> | <b>1</b> | <b>20</b> | <b>26</b> | <b>3</b> | <b>1</b> | <b>1</b> |

## LEAGUE CHAMPIONSHIP SERIES RECORD

| Year                 | Club, Opp.   | AVG         | G         | AB        | R         | H         | 2B       | 3B       | HR       | RBI      | SH       | SF       | HP       | BB        | SO        | SB       | CS       | E        |
|----------------------|--------------|-------------|-----------|-----------|-----------|-----------|----------|----------|----------|----------|----------|----------|----------|-----------|-----------|----------|----------|----------|
| 1996                 | Atl. vs StL  | .222        | 5         | 9         | 3         | 2         | 0        | 0        | 1        | 3        | 0        | 0        | 0        | 3         | 2         | 0        | 0        | 0        |
| 1997                 | Atl. vs Fla. | .444        | 5         | 9         | 0         | 4         | 0        | 0        | 0        | 1        | 0        | 0        | 0        | 1         | 1         | 0        | 0        | 0        |
| 1998                 | Atl. vs SD   | .273        | 6         | 22        | 3         | 6         | 0        | 0        | 1        | 2        | 0        | 1        | 0        | 1         | 4         | 1        | 1        | 0        |
| 1999                 | Atl. vs NY   | .217        | 6         | 23        | 5         | 5         | 0        | 0        | 0        | 1        | 1        | 0        | 0        | 4         | 3         | 0        | 1        | 0        |
| 2001                 | Atl. vs Ari. | .176        | 5         | 17        | 4         | 3         | 0        | 0        | 1        | 1        | 0        | 0        | 0        | 1         | 5         | 0        | 0        | 0        |
| <b>L.C.S. Totals</b> |              | <b>.250</b> | <b>27</b> | <b>80</b> | <b>15</b> | <b>20</b> | <b>0</b> | <b>0</b> | <b>3</b> | <b>8</b> | <b>1</b> | <b>1</b> | <b>0</b> | <b>10</b> | <b>15</b> | <b>1</b> | <b>2</b> | <b>0</b> |

## WORLD SERIES RECORD

| Year               | Club, Opp. | AVG         | G         | AB        | R        | H        | 2B       | 3B       | HR       | RBI      | SH       | SF       | HP       | BB       | SO       | SB       | CS       | E        |
|--------------------|------------|-------------|-----------|-----------|----------|----------|----------|----------|----------|----------|----------|----------|----------|----------|----------|----------|----------|----------|
| 1996               | Atl. vs NY | .400        | 6         | 20        | 4        | 8        | 1        | 0        | 2        | 6        | 0        | 0        | 1        | 3        | 6        | 1        | 2        | 0        |
| 1999               | Atl. vs NY | .077        | 4         | 13        | 1        | 1        | 0        | 0        | 0        | 0        | 0        | 0        | 0        | 1        | 3        | 0        | 0        | 0        |
| <b>W.S. Totals</b> |            | <b>.273</b> | <b>10</b> | <b>33</b> | <b>5</b> | <b>9</b> | <b>1</b> | <b>0</b> | <b>2</b> | <b>6</b> | <b>0</b> | <b>0</b> | <b>0</b> | <b>4</b> | <b>9</b> | <b>1</b> | <b>2</b> | <b>0</b> |

## ALL-STAR GAME RECORD

| Year                   | Club, Site | AVG         | G        | AB       | R        | H        | 2B       | 3B       | HR       | RBI      | SH       | SF       | HP       | BB       | SO       | SB       | CS       | E        |
|------------------------|------------|-------------|----------|----------|----------|----------|----------|----------|----------|----------|----------|----------|----------|----------|----------|----------|----------|----------|
| 2000                   | N.L., Atl. | .500        | 1        | 2        | 0        | 1        | 0        | 0        | 0        | 1        | 0        | 0        | 0        | 0        | 1        | 0        | 0        | 0        |
| 2002                   | N.L., Mil. | .000        | 1        | 3        | 0        | 0        | 0        | 0        | 0        | 0        | 0        | 0        | 0        | 0        | 2        | 0        | 0        | 0        |
| 2003                   | N.L., CWS  | 1.000       | 1        | 2        | 2        | 2        | 1        | 0        | 1        | 3        | 0        | 0        | 0        | 0        | 0        | 0        | 0        | 0        |
| 2005                   | N.L., Det. | 1.000       | 1        | 1        | 2        | 1        | 0        | 0        | 1        | 2        | 0        | 0        | 0        | 1        | 0        | 0        | 0        | 0        |
| 2006                   | N.L., Pit. |             |          |          |          |          |          |          |          |          |          |          |          |          |          |          |          |          |
| Did Not Play           |            |             |          |          |          |          |          |          |          |          |          |          |          |          |          |          |          |          |
| <b>All-Star Totals</b> |            | <b>.500</b> | <b>4</b> | <b>8</b> | <b>4</b> | <b>4</b> | <b>1</b> | <b>0</b> | <b>2</b> | <b>6</b> | <b>0</b> | <b>0</b> | <b>0</b> | <b>1</b> | <b>3</b> | <b>0</b> | <b>0</b> | <b>0</b> |

## WORLD BASEBALL CLASSIC RECORD

| Year                 | Club        | AVG         | G         | AB        | R        | H        | 2B       | 3B       | HR       | RBI      | SH       | SF       | HP       | BB       | SO       | SB       | CS       | E        |
|----------------------|-------------|-------------|-----------|-----------|----------|----------|----------|----------|----------|----------|----------|----------|----------|----------|----------|----------|----------|----------|
| 2006                 | Netherlands | .000        | 2         | 6         | 0        | 0        | 0        | 0        | 0        | 0        | 0        | 0        | 0        | 2        | 2        | 0        | 0        | 0        |
| 2013                 | Netherlands | .333        | 8         | 27        | 3        | 9        | 1        | 0        | 0        | 2        | 0        | 0        | 0        | 5        | 6        | 0        | 0        | 0        |
| <b>W.B.C. Totals</b> |             | <b>.273</b> | <b>10</b> | <b>33</b> | <b>3</b> | <b>9</b> | <b>1</b> | <b>0</b> | <b>0</b> | <b>2</b> | <b>0</b> | <b>0</b> | <b>0</b> | <b>7</b> | <b>8</b> | <b>0</b> | <b>0</b> | <b>0</b> |



# CHIPPER JONES

# 10

## INFIELDER

Full Name **Larry Wayne Jones, Jr.**

Bats **Switch**

Throws **Right**

Height **6-4**

Weight **210**

DOB **4/24/1972**

Born **DeLand, FL**

Years With Braves **1993, 1995-2012**

Number Retired **2013**

Chipper Jones went from a first overall draft pick to a first-ballot Hall of Famer. In between, he spent his entire 18-year major league career in a Braves uniform, playing in more games than anyone in Atlanta history (2,499). He is the Atlanta career leader in virtually every offensive category, including hits (2,726), doubles (549), home runs (468), RBI (1,623), runs (1,619), total bases (4,755), extra-base hits (1,055), walks (franchise-record 1,512), on-base percentage (franchise-record .401) and at-bats (8,984). His .303 batting average and .529 slugging percentage rank second and his 38 triples tied for second. On the franchise career lists, Jones is second to Hank Aaron in games, at-bats, runs, hits, doubles, RBI, total bases and extra-base hits; third in home runs and slugging percentage; and tied for fifth in batting average. Jones is the lone switch-hitter in Major League Baseball history with a lifetime .300 batting average and 300-plus home runs. Only Frankie Frisch posted a higher average (.316), only Eddie Murray collected more RBI (1,917) and only

Mickey Mantle (536) and Murray (504) slugged more homers. The Braves selected Jones in the 1990 amateur draft, and five years later he was runner-up for National League Rookie of the Year honors (to Los Angeles pitcher Hideo Nomo). Jones evolved into a premier third baseman and was an eight-time All-Star, including four starts. He was named the 1999 NL Most Valuable Player after batting .319 with 41 doubles, 45 homers, 110 RBI, 116 runs and 126 walks. Five other times he finished in the top 10 in MVP balloting. On July 5, 2007, Jones passed Dale Murphy for the most home runs in Atlanta annals. In 2008, Jones led the league with a .364 batting average (third-best in franchise history). He owns four of the top 10 season on-base percentages in franchise history, including an Atlanta-record .470 mark in 2008. In his first year of eligibility for the National Baseball Hall of Fame in 2018, Jones received 97.2 percent of the vote. He was inducted into the Braves Hall of Fame in 2013 and the Georgia Sports Hall of Fame in 2015..

## COMPLETE RECORD

| Year                | Club         | AVG                    | G           | AB          | R           | H           | 2B         | 3B        | HR         | RBI         | SH        | SF        | HP        | BB          | SO          | SB-CS         | OBP         | SLG         | E          |
|---------------------|--------------|------------------------|-------------|-------------|-------------|-------------|------------|-----------|------------|-------------|-----------|-----------|-----------|-------------|-------------|---------------|-------------|-------------|------------|
| 1990                | GCL Braves   | .229                   | 44          | 140         | 20          | 32          | 1          | 1         | 1          | 18          | 2         | 2         | 6         | 14          | 25          | 5-3           | .321        | .271        | 18         |
| 1991                | Macon        | .326                   | 136         | 473         | 104         | 154         | 24         | 11        | 15         | 98          | 1         | 10        | 3         | 69          | 70          | 40-9          | .407        | .518        | 56         |
| 1992                | Durham       | .277                   | 70          | 264         | 43          | 73          | 22         | 1         | 4          | 31          | 1         | 3         | 2         | 31          | 34          | 10-8          | .353        | .413        | 14         |
|                     | Greenville   | .346                   | 67          | 266         | 43          | 92          | 17         | 11        | 9          | 42          | 4         | 4         | 0         | 11          | 32          | 14-1          | .367        | .594        | 18         |
| 1993                | Richmond     | .325                   | 139         | 536         | 97          | 174         | 31         | 12        | 13         | 89          | 3         | 6         | 1         | 57          | 70          | 23-8          | .387        | .500        | 43         |
|                     | Atlanta      | .667                   | 8           | 3           | 2           | 2           | 1          | 0         | 0          | 0           | 0         | 0         | 0         | 1           | 1           | 0-0           | .750        | 1.000       | 0          |
| 1994                | Atlanta      | Injured - Did not play |             |             |             |             |            |           |            |             |           |           |           |             |             |               |             |             |            |
| 1995                | Atlanta      | .265                   | 140         | 524         | 87          | 139         | 22         | 3         | 23         | 86          | 1         | 4         | 0         | 73          | 99          | 8-4           | .353        | .450        | 25         |
| 1996                | Atlanta      | .309                   | 157         | 598         | 114         | 185         | 32         | 5         | 30         | 110         | 1         | 7         | 0         | 87          | 88          | 14-1          | .393        | .530        | 17         |
| 1997                | Atlanta      | .295                   | 157         | 597         | 100         | 176         | 41         | 3         | 21         | 111         | 0         | 6         | 0         | 76          | 88          | 20-5          | .371        | .479        | 15         |
| 1998                | Atlanta      | .313                   | 160         | 601         | 123         | 188         | 29         | 5         | 34         | 107         | 1         | 8         | 1         | 96          | 93          | 16-6          | .404        | .547        | 12         |
| 1999                | Atlanta      | .319                   | 157         | 567         | 116         | 181         | 41         | 1         | 45         | 110         | 0         | 6         | 2         | 126         | 94          | 25-3          | .441        | .633        | 17         |
| 2000                | Atlanta      | .311                   | 156         | 579         | 118         | 180         | 38         | 1         | 36         | 111         | 0         | 10        | 2         | 95          | 64          | 14-7          | .404        | .566        | 25         |
| 2001                | Atlanta      | .330                   | 159         | 572         | 113         | 189         | 33         | 5         | 38         | 102         | 0         | 5         | 2         | 98          | 82          | 9-10          | .427        | .605        | 18         |
| 2002                | Atlanta      | .327                   | 158         | 548         | 90          | 179         | 35         | 1         | 26         | 100         | 0         | 5         | 2         | 107         | 89          | 8-2           | .435        | .536        | 7          |
| 2003                | Atlanta      | .305                   | 153         | 555         | 103         | 169         | 33         | 2         | 27         | 106         | 0         | 6         | 1         | 94          | 83          | 2-2           | .402        | .517        | 7          |
| 2004                | Atlanta      | .248                   | 137         | 472         | 69          | 117         | 20         | 1         | 30         | 96          | 0         | 7         | 4         | 84          | 96          | 2-0           | .362        | .485        | 6          |
|                     | Rome#        | .000                   | 1           | 4           | 0           | 0           | 0          | 0         | 0          | 0           | 0         | 0         | 0         | 0           | 0           | 0-0           | .000        | .000        | 0          |
| 2005                | Atlanta      | .296                   | 109         | 358         | 66          | 106         | 30         | 0         | 21         | 72          | 0         | 2         | 0         | 72          | 56          | 5-1           | .412        | .556        | 5          |
|                     | Rome#        | .500                   | 3           | 6           | 1           | 3           | 0          | 0         | 0          | 2           | 0         | 0         | 0         | 3           | 1           | 0-0           | .667        | .500        | 1          |
| 2006                | Atlanta      | .324                   | 110         | 411         | 87          | 133         | 28         | 3         | 26         | 86          | 0         | 4         | 1         | 61          | 73          | 6-1           | .409        | .596        | 18         |
|                     | Mississippi# | .167                   | 2           | 6           | 1           | 1           | 0          | 0         | 0          | 0           | 0         | 0         | 0         | 0           | 2           | 0-0           | .167        | .167        | 1          |
| 2007                | Atlanta      | .337                   | 134         | 513         | 108         | 173         | 42         | 4         | 29         | 102         | 0         | 5         | 0         | 82          | 75          | 5-1           | .425        | .604        | 9          |
| 2008                | Atlanta      | <b>.364</b>            | 128         | 439         | 82          | 160         | 24         | 1         | 22         | 75          | 0         | 4         | 1         | 90          | 61          | 4-0           | .470        | .574        | 13         |
| 2009                | Atlanta      | .264                   | 143         | 488         | 80          | 129         | 23         | 2         | 18         | 71          | 0         | 6         | 1         | 101         | 89          | 4-1           | .388        | .430        | 22         |
| 2010                | Atlanta      | .265                   | 95          | 317         | 47          | 84          | 21         | 0         | 10         | 46          | 0         | 3         | 0         | 61          | 47          | 5-0           | .381        | .426        | 10         |
| 2011                | Atlanta      | .275                   | 126         | 455         | 56          | 125         | 33         | 1         | 18         | 70          | 0         | 6         | 0         | 51          | 80          | 2-2           | .344        | .470        | 6          |
|                     | Rome#        | .333                   | 2           | 3           | 0           | 1           | 0          | 0         | 0          | 1           | 0         | 1         | 0         | 2           | 1           | 0-0           | .500        | .333        | 0          |
| 2012                | Atlanta      | .287                   | 112         | 387         | 58          | 111         | 23         | 0         | 14         | 62          | 0         | 3         | 1         | 57          | 51          | 1-0           | .377        | .455        | 11         |
|                     | Rome#        | .250                   | 2           | 4           | 0           | 1           | 0          | 0         | 0          | 1           | 0         | 0         | 0         | 2           | 1           | 0-0           | .500        | .250        | 1          |
| <b>Minor Totals</b> |              | <b>.312</b>            | <b>466</b>  | <b>1702</b> | <b>309</b>  | <b>531</b>  | <b>95</b>  | <b>36</b> | <b>42</b>  | <b>282</b>  | <b>11</b> | <b>26</b> | <b>12</b> | <b>189</b>  | <b>236</b>  | <b>92-30</b>  | <b>.379</b> | <b>.484</b> | <b>152</b> |
| <b>Major Totals</b> |              | <b>.303</b>            | <b>2499</b> | <b>8984</b> | <b>1619</b> | <b>2726</b> | <b>549</b> | <b>38</b> | <b>468</b> | <b>1623</b> | <b>3</b>  | <b>97</b> | <b>18</b> | <b>1512</b> | <b>1409</b> | <b>150-46</b> | <b>.401</b> | <b>.529</b> | <b>243</b> |

**Bold indicates led league; #Injury rehabilitation assignment.**

## WILD CARD GAME RECORD

| Year | Club, Opp.    | AVG  | G | AB | R | H | 2B | 3B | HR | RBI | SH | SF | HP | BB | SO | SB | CS | E |
|------|---------------|------|---|----|---|---|----|----|----|-----|----|----|----|----|----|----|----|---|
| 2012 | Atl. vs. Stl. | .200 | 1 | 5  | 0 | 1 | 0  | 0  | 0  | 0   | 0  | 0  | 0  | 0  | 1  | 0  | 0  | 1 |

## DIVISION SERIES RECORD

| Year               | Club, Opp.    | AVG         | G         | AB         | R         | H         | 2B       | 3B       | HR       | RBI       | SH       | SF       | HP       | BB        | SO        | SB       | CS       | E        |
|--------------------|---------------|-------------|-----------|------------|-----------|-----------|----------|----------|----------|-----------|----------|----------|----------|-----------|-----------|----------|----------|----------|
| 1995               | Atl. vs. Col. | .389        | 4         | 18         | 4         | 7         | 2        | 0        | 2        | 4         | 0        | 0        | 0        | 2         | 2         | 0        | 0        | 0        |
| 1996               | Atl. vs. LA   | .222        | 3         | 9          | 2         | 2         | 0        | 0        | 1        | 2         | 0        | 0        | 0        | 3         | 4         | 1        | 1        | 0        |
| 1997               | Atl. vs. Hou. | .500        | 3         | 8          | 3         | 4         | 0        | 0        | 1        | 2         | 0        | 1        | 0        | 3         | 2         | 1        | 0        | 1        |
| 1998               | Atl. vs. Chi. | .200        | 2         | 10         | 2         | 2         | 0        | 0        | 0        | 1         | 0        | 0        | 0        | 4         | 3         | 0        | 0        | 0        |
| 1999               | Atl. vs. Hou. | .231        | 4         | 13         | 2         | 3         | 0        | 0        | 0        | 1         | 0        | 1        | 0        | 5         | 2         | 0        | 0        | 1        |
| 2000               | Atl. vs. Stl. | .333        | 3         | 12         | 2         | 4         | 1        | 0        | 0        | 1         | 0        | 0        | 0        | 1         | 4         | 0        | 0        | 2        |
| 2001               | Atl. vs. Hou. | .444        | 3         | 9          | 2         | 4         | 0        | 0        | 2        | 5         | 0        | 0        | 0        | 3         | 1         | 0        | 1        | 0        |
| 2002               | Atl. vs. SF   | .294        | 5         | 17         | 3         | 5         | 0        | 0        | 0        | 2         | 0        | 0        | 0        | 5         | 2         | 0        | 0        | 0        |
| 2003               | Atl. vs. Chi. | .167        | 5         | 18         | 3         | 3         | 0        | 0        | 2        | 6         | 0        | 0        | 0        | 3         | 4         | 0        | 0        | 0        |
| 2004               | Atl. vs. Hou. | .200        | 5         | 20         | 4         | 4         | 0        | 0        | 0        | 0         | 0        | 0        | 0        | 3         | 2         | 0        | 0        | 0        |
| 2005               | Atl. vs. Hou. | .176        | 4         | 17         | 3         | 3         | 2        | 0        | 1        | 2         | 0        | 0        | 0        | 4         | 4         | 0        | 0        | 0        |
| <b>D.S. Totals</b> |               | <b>.272</b> | <b>41</b> | <b>151</b> | <b>30</b> | <b>41</b> | <b>5</b> | <b>0</b> | <b>9</b> | <b>26</b> | <b>0</b> | <b>2</b> | <b>0</b> | <b>36</b> | <b>30</b> | <b>2</b> | <b>2</b> | <b>4</b> |

## LEAGUE CHAMPIONSHIP SERIES RECORD

| Year                 | Club, Opp.    | AVG         | G         | AB         | R         | H         | 2B       | 3B       | HR       | RBI       | SH       | SF       | HP       | BB        | SO        | SB       | CS       | E        |
|----------------------|---------------|-------------|-----------|------------|-----------|-----------|----------|----------|----------|-----------|----------|----------|----------|-----------|-----------|----------|----------|----------|
| 1995                 | Atl. vs. Cin. | .438        | 4         | 16         | 3         | 7         | 0        | 0        | 1        | 3         | 0        | 0        | 0        | 3         | 1         | 1        | 0        | 0        |
| 1996                 | Atl. vs. StL. | .440        | 7         | 25         | 6         | 11        | 2        | 0        | 0        | 4         | 0        | 1        | 0        | 3         | 1         | 1        | 0        | 1        |
| 1997                 | Atl. vs. Fla. | .292        | 6         | 24         | 5         | 7         | 1        | 0        | 2        | 4         | 1        | 0        | 0        | 2         | 3         | 0        | 0        | 0        |
| 1998                 | Atl. vs. SD   | .208        | 6         | 24         | 2         | 5         | 1        | 0        | 0        | 1         | 0        | 0        | 0        | 4         | 5         | 0        | 0        | 0        |
| 1999                 | Atl. vs. NY   | .263        | 6         | 19         | 3         | 5         | 2        | 0        | 0        | 1         | 0        | 0        | 1        | 9         | 7         | 3        | 0        | 2        |
| 2001                 | Atl. vs. Ari. | .263        | 5         | 19         | 1         | 5         | 1        | 0        | 0        | 2         | 0        | 0        | 0        | 3         | 6         | 0        | 0        | 1        |
| <b>L.C.S. Totals</b> |               | <b>.315</b> | <b>34</b> | <b>127</b> | <b>20</b> | <b>40</b> | <b>7</b> | <b>0</b> | <b>3</b> | <b>15</b> | <b>1</b> | <b>1</b> | <b>1</b> | <b>24</b> | <b>23</b> | <b>5</b> | <b>0</b> | <b>4</b> |

## WORLD SERIES RECORD

| Year               | Club, Opp.    | AVG         | G         | AB        | R        | H         | 2B       | 3B       | HR       | RBI      | SH       | SF       | HP       | BB        | SO       | SB       | CS       | E        |
|--------------------|---------------|-------------|-----------|-----------|----------|-----------|----------|----------|----------|----------|----------|----------|----------|-----------|----------|----------|----------|----------|
| 1995               | Atl. vs. Cle. | .286        | 6         | 21        | 3        | 6         | 3        | 0        | 0        | 1        | 0        | 1        | 0        | 4         | 3        | 0        | 0        | 1        |
| 1996               | Atl. vs. NY   | .286        | 6         | 21        | 3        | 6         | 3        | 0        | 0        | 3        | 0        | 1        | 0        | 4         | 2        | 1        | 0        | 0        |
| 1999               | Atl. vs. NY   | .231        | 4         | 13        | 2        | 3         | 0        | 0        | 1        | 2        | 0        | 0        | 0        | 4         | 2        | 0        | 1        | 0        |
| <b>W.S. Totals</b> |               | <b>.273</b> | <b>16</b> | <b>55</b> | <b>8</b> | <b>15</b> | <b>6</b> | <b>0</b> | <b>1</b> | <b>6</b> | <b>0</b> | <b>2</b> | <b>0</b> | <b>12</b> | <b>7</b> | <b>1</b> | <b>1</b> | <b>1</b> |

## ALL-STAR GAME RECORD

| Year                   | Club, Site | AVG         | G        | AB        | R        | H                      | 2B       | 3B       | HR       | RBI      | SH       | SF       | HP       | BB       | SO       | SB       | CS       | E        |
|------------------------|------------|-------------|----------|-----------|----------|------------------------|----------|----------|----------|----------|----------|----------|----------|----------|----------|----------|----------|----------|
| 1996                   | N.L., Phi. | .500        | 1        | 2         | 1        | 1                      | 0        | 0        | 0        | 0        | 0        | 0        | 0        | 0        | 0        | 0        | 0        | 0        |
| 1997                   | N.L., Cle. | .000        | 1        | 1         | 0        | 0                      | 0        | 0        | 0        | 0        | 0        | 0        | 0        | 1        | 0        | 0        | 0        | 0        |
| 1998                   | N.L., Col. | .000        | 1        | 2         | 1        | 0                      | 0        | 0        | 0        | 0        | 0        | 0        | 0        | 0        | 0        | 0        | 0        | 0        |
| 2000                   | N.L., Atl. | 1.000       | 1        | 3         | 1        | 3                      | 0        | 0        | 1        | 1        | 0        | 0        | 0        | 0        | 0        | 0        | 0        | 0        |
| 2001                   | N.L., Sea. | .000        | 1        | 2         | 0        | 0                      | 0        | 0        | 0        | 0        | 0        | 0        | 0        | 0        | 0        | 0        | 0        | 0        |
| 2008                   | N.L., NYY  | .333        | 1        | 3         | 0        | 1                      | 0        | 0        | 0        | 0        | 0        | 0        | 0        | 0        | 1        | 0        | 0        | 0        |
| 2011                   | N.L., Ari. |             |          |           |          | Injured - Did not play |          |          |          |          |          |          |          |          |          |          |          |          |
| 2012                   | N.L., KC   | 1.000       | 1        | 1         | 0        | 1                      | 0        | 0        | 0        | 0        | 0        | 0        | 0        | 0        | 0        | 0        | 0        | 0        |
| <b>All-Star Totals</b> |            | <b>.429</b> | <b>7</b> | <b>14</b> | <b>3</b> | <b>6</b>               | <b>0</b> | <b>0</b> | <b>1</b> | <b>1</b> | <b>0</b> | <b>0</b> | <b>0</b> | <b>1</b> | <b>1</b> | <b>0</b> | <b>0</b> | <b>0</b> |

## WORLD BASEBALL CLASSIC RECORD

| Year                 | Club          | AVG         | G        | AB        | R        | H        | 2B       | 3B       | HR       | RBI      | SH       | SF       | HP       | BB       | SO       | SB       | CS       | E        |
|----------------------|---------------|-------------|----------|-----------|----------|----------|----------|----------|----------|----------|----------|----------|----------|----------|----------|----------|----------|----------|
| 2006                 | United States | .353        | 6        | 17        | 6        | 6        | 1        | 0        | 2        | 2        | 2        | 2        | 1        | 4        | 1        | 0        | 0        | 0        |
| 2009                 | United States | .000        | 3        | 10        | 0        | 0        | 0        | 0        | 0        | 0        | 0        | 0        | 0        | 1        | 6        | 0        | 0        | 0        |
| <b>W.B.C. Totals</b> |               | <b>.222</b> | <b>9</b> | <b>27</b> | <b>6</b> | <b>6</b> | <b>1</b> | <b>0</b> | <b>2</b> | <b>2</b> | <b>2</b> | <b>2</b> | <b>1</b> | <b>5</b> | <b>7</b> | <b>0</b> | <b>0</b> | <b>0</b> |



# GREG MADDUX

# 31

## PITCHER

Full Name **Gregory Alan Maddux**

Bats **Right**

Throws **Right**

Height **6-0**

Weight **170**

DOB **4/14/1966**

Born **San Angelo, TX**

Years With Braves **1993-2003**

Number Retired **2009**

Greg Maddux became the most dominant pitcher in baseball during his 11 seasons with the Braves from 1993 to 2003. On the heels of winning his first Cy Young Award in 1992 with the Chicago Cubs, Maddux signed with the Braves as a free agent and proceeded to win three consecutive Cy Young awards. With Atlanta, Maddux led the NL in ERA four times (1993, 1994, 1995 and 1998) and wins twice (1994 and 1995). His franchise-record 1.56 ERA during the 1994 season was the second-lowest in the major leagues since Bob Gibson's 1.12 mark in 1968. In 1995, Maddux went 19-2 with a 1.63 ERA while leading the league with 209.2 innings pitched, 10 complete games and three shutouts and helping the Braves win the World Series. On the Braves' career lists, Maddux ranks second in ERA (2.63), fifth in strikeouts (1,828), sixth in wins (194) and 10th in shutouts (21). The right-hander known as "Mad Dog" featured pinpoint control and uncanny late movement on his fastball. After leaving Atlanta, Maddux

had a second stint with the Cubs and before playing for the Los Angeles Dodgers and San Diego Padres. He won 15 or more games for 17 consecutive seasons (1988-2004) – the only pitcher in major league history to do so. Upon his retirement, Maddux ranked eighth all-time with 355 wins and 10th with 3,371 strikeouts. He won a record 18 Gold Gloves, including 10 with the Braves. He was an eight-time All-Star and the NL starting pitcher in 1994, 1997 and 1998. Maddux was inducted into the Braves Hall of Fame in 2009. At the induction ceremony, manager Bobby Cox remarked: "I get asked all the time was he the best pitcher I ever saw? Was he the smartest pitcher I ever saw? The most competitive I ever saw? The best teammate I ever saw? The answer is yes to all of those." Maddux was inducted into the National Baseball Hall of Fame in 2014, earning 97.2 percent of the vote (the 10th-highest total ever) in his first year on the ballot.

## COMPLETE RECORD

| Year | Club         | W-L          | ERA         | G  | GS        | CG        | SHO      | SV | IP           | H          | R   | ER | HR | HB        | BB | SO  | WP | BK |
|------|--------------|--------------|-------------|----|-----------|-----------|----------|----|--------------|------------|-----|----|----|-----------|----|-----|----|----|
| 1984 | Pikeville    | 6-2          | 2.63        | 14 | 12        | 2         | 2        | 0  | 85.2         | 63         | 35  | 25 | 2  | 8         | 41 | 62  | 4  | 1  |
| 1985 | Peoria       | 13-9         | 3.19        | 27 | 27        | 6         | 0        | 0  | 186.0        | 176        | 86  | 66 | 9  | 6         | 52 | 125 | 5  | 2  |
| 1986 | Pittsfield   | 4-3          | 2.69        | 8  | 8         | 4         | 2        | 0  | 63.2         | 49         | 22  | 19 | 1  | 1         | 15 | 35  | 1  | 4  |
|      | Iowa         | 10-1         | 3.02        | 18 | 18        | 5         | 2        | 0  | 128.1        | 127        | 49  | 43 | 3  | 12        | 30 | 65  | 4  | 5  |
|      | Chicago (NL) | 2-4          | 5.52        | 6  | 5         | 1         | 0        | 0  | 31.0         | 44         | 20  | 19 | 3  | 1         | 11 | 20  | 2  | 0  |
| 1987 | Iowa         | 3-0          | 0.98        | 4  | 4         | 2         | 2        | 0  | 27.2         | 17         | 3   | 3  | 1  | 2         | 12 | 22  | 2  | 0  |
|      | Chicago (NL) | 6-14         | 5.61        | 30 | 27        | 1         | 1        | 0  | 155.2        | 181        | 111 | 97 | 17 | 4         | 74 | 101 | 4  | 7  |
| 1988 | Chicago (NL) | 18-8         | 3.18        | 34 | 34        | 9         | 3        | 0  | 249.0        | 230        | 97  | 88 | 13 | 9         | 81 | 140 | 3  | 6  |
| 1989 | Chicago (NL) | 19-12        | 2.95        | 35 | 35        | 7         | 1        | 0  | 238.1        | 222        | 90  | 78 | 13 | 6         | 82 | 135 | 5  | 3  |
| 1990 | Chicago (NL) | 15-15        | 3.46        | 35 | <b>35</b> | 8         | 2        | 0  | 237.0        | <b>242</b> | 116 | 91 | 11 | 4         | 71 | 144 | 3  | 3  |
| 1991 | Chicago (NL) | 15-11        | 3.35        | 37 | <b>37</b> | 7         | 2        | 0  | <b>263.0</b> | 232        | 113 | 98 | 18 | 6         | 66 | 198 | 6  | 3  |
| 1992 | Chicago (NL) | <b>20-11</b> | 2.81        | 35 | <b>35</b> | 9         | 4        | 0  | <b>268.0</b> | 201        | 68  | 65 | 7  | <b>14</b> | 70 | 199 | 5  | 0  |
| 1993 | Atlanta      | 20-10        | <b>2.36</b> | 36 | <b>36</b> | 8         | 1        | 0  | <b>267.0</b> | 228        | 85  | 70 | 14 | 6         | 52 | 197 | 5  | 1  |
| 1994 | Atlanta      | <b>16-6</b>  | <b>1.56</b> | 25 | 25        | <b>10</b> | <b>3</b> | 0  | <b>202.0</b> | 150        | 44  | 35 | 4  | 6         | 31 | 156 | 3  | 1  |
| 1995 | Atlanta      | <b>19-2</b>  | <b>1.63</b> | 28 | 28        | <b>10</b> | <b>3</b> | 0  | <b>209.2</b> | 147        | 39  | 38 | 8  | 4         | 23 | 181 | 1  | 0  |
| 1996 | Atlanta      | 15-11        | 2.72        | 35 | 35        | 5         | 1        | 0  | 245.0        | 225        | 85  | 74 | 11 | 3         | 28 | 172 | 4  | 0  |
| 1997 | Atlanta      | 19-4         | 2.20        | 33 | 33        | 5         | 2        | 0  | 232.2        | 200        | 58  | 57 | 9  | 6         | 20 | 177 | 0  | 0  |
| 1998 | Atlanta      | 18-9         | <b>2.22</b> | 34 | 34        | 9         | <b>5</b> | 0  | 251.0        | 201        | 75  | 62 | 13 | 7         | 45 | 204 | 4  | 0  |
| 1999 | Atlanta      | 19-9         | 3.57        | 33 | 33        | 4         | 0        | 0  | 219.1        | 258        | 103 | 87 | 16 | 4         | 37 | 136 | 1  | 0  |
| 2000 | Atlanta      | 19-9         | 3.00        | 35 | 35        | 6         | <b>3</b> | 0  | 249.1        | 225        | 91  | 83 | 19 | 10        | 42 | 190 | 1  | 2  |
| 2001 | Atlanta      | 17-11        | 3.05        | 34 | 34        | 3         | <b>3</b> | 0  | 233.0        | 220        | 86  | 79 | 20 | 7         | 27 | 173 | 2  | 0  |
| 2002 | Atlanta      | 16-6         | 2.62        | 34 | 34        | 0         | 0        | 0  | 199.1        | 194        | 67  | 58 | 14 | 4         | 45 | 118 | 1  | 0  |
| 2003 | Atlanta      | 16-11        | 3.96        | 36 | <b>36</b> | 1         | 0        | 0  | 218.1        | 225        | 112 | 96 | 24 | 8         | 33 | 124 | 3  | 0  |

FRONT OFFICE  
MANAGER & STAFF  
PLAYER BIOS  
SEASON IN REVIEW  
PLAYER DEVELOPMENT  
BRAVES HISTORY  
OPPONENTS  
MISCELLANEOUS



|                       |                  |                |             |            |            |            |           |          |               |             |             |             |            |            |            |             |           |           |
|-----------------------|------------------|----------------|-------------|------------|------------|------------|-----------|----------|---------------|-------------|-------------|-------------|------------|------------|------------|-------------|-----------|-----------|
| 2004                  | Chicago (NL)     | 16-11          | 4.02        | 33         | 33         | 2          | 1         | 0        | 212.2         | 218         | 103         | 95          | 35         | 9          | 33         | 151         | 2         | 0         |
| 2005                  | Chicago (NL)     | 13-15          | 4.24        | 35         | <b>35</b>  | 3          | 0         | 0        | 225.0         | 239         | 112         | 106         | 29         | 7          | 36         | 136         | 8         | 0         |
| 2006                  | Chicago (NL)     | 9-11           | 4.69        | 22         | 22         | 0          | 0         | 0        | 136.1         | 153         | 78          | 71          | 14         | 0          | 23         | 81          | 0         | 0         |
|                       | Los Angeles (NL) | 6-3            | 3.30        | 12         | 12         | 0          | 0         | 0        | 73.2          | 66          | 31          | 27          | 6          | 0          | 14         | 36          | 0         | 0         |
| 2007                  | San Diego        | 14-11          | 4.14        | 34         | 34         | 1          | 0         | 0        | 198.0         | 221         | 92          | 91          | 14         | 6          | 25         | 104         | 5         | 0         |
| 2008                  | San Diego        | 6-9            | 3.99        | 26         | 26         | 0          | 0         | 0        | 153.1         | 161         | 80          | 68          | 16         | 5          | 26         | 80          | 2         | 2         |
|                       | Los Angeles (NL) | 2-4            | 5.09        | 7          | 7          | 0          | 0         | 0        | 40.2          | 43          | 25          | 23          | 5          | 1          | 4          | 18          | 0         | 0         |
| <b>Minor Totals</b>   |                  | <b>36-15</b>   | <b>2.86</b> | <b>71</b>  | <b>69</b>  | <b>19</b>  | <b>8</b>  | <b>0</b> | <b>491.1</b>  | <b>432</b>  | <b>195</b>  | <b>156</b>  | <b>16</b>  | <b>29</b>  | <b>150</b> | <b>309</b>  | <b>16</b> | <b>12</b> |
| <b>Atlanta Totals</b> |                  | <b>194-88</b>  | <b>2.63</b> | <b>363</b> | <b>363</b> | <b>61</b>  | <b>21</b> | <b>0</b> | <b>2526.2</b> | <b>2273</b> | <b>845</b>  | <b>739</b>  | <b>152</b> | <b>65</b>  | <b>383</b> | <b>1828</b> | <b>25</b> | <b>4</b>  |
| <b>Major Totals</b>   |                  | <b>355-227</b> | <b>3.16</b> | <b>744</b> | <b>740</b> | <b>109</b> | <b>35</b> | <b>0</b> | <b>5008.1</b> | <b>4726</b> | <b>1981</b> | <b>1756</b> | <b>353</b> | <b>137</b> | <b>999</b> | <b>3371</b> | <b>70</b> | <b>28</b> |

Bold indicates led league; #Injury rehabilitation assignment.

### DIVISION SERIES RECORD

| Year               | Club, Opp.    | W-L        | ERA         | G         | GS        | CG       | SHO      | SV       | IP          | H         | R         | ER        | HR       | HB       | BB        | SO        | WP       | BK       |
|--------------------|---------------|------------|-------------|-----------|-----------|----------|----------|----------|-------------|-----------|-----------|-----------|----------|----------|-----------|-----------|----------|----------|
| 1995               | Atl. vs. Col. | 1-0        | 4.50        | 2         | 2         | 0        | 0        | 0        | 14.0        | 19        | 7         | 7         | 3        | 1        | 2         | 7         | 0        | 0        |
| 1996               | Atl. vs. LAD  | 1-0        | 0.00        | 1         | 1         | 0        | 0        | 0        | 7.0         | 3         | 2         | 0         | 0        | 0        | 0         | 7         | 0        | 0        |
| 1997               | Atl. vs. Hou. | 1-0        | 1.00        | 1         | 1         | 1        | 0        | 0        | 9.0         | 7         | 1         | 1         | 0        | 0        | 1         | 6         | 0        | 0        |
| 1998               | Atl. vs. Chi. | 1-0        | 2.57        | 1         | 1         | 0        | 0        | 0        | 7.0         | 7         | 2         | 2         | 0        | 0        | 0         | 4         | 0        | 0        |
| 1999               | Atl. vs. Hou. | 0-1        | 2.57        | 2         | 1         | 0        | 0        | 0        | 7.0         | 10        | 2         | 2         | 2        | 0        | 5         | 5         | 0        | 0        |
| 2000               | Atl. vs. StL. | 0-1        | 11.25       | 1         | 1         | 0        | 0        | 0        | 4.0         | 9         | 7         | 5         | 1        | 0        | 3         | 2         | 0        | 0        |
| 2001               | Atl. vs. Hou. | 0-0        | 3.00        | 1         | 1         | 0        | 0        | 0        | 6.0         | 4         | 3         | 2         | 1        | 0        | 3         | 5         | 0        | 0        |
| 2002               | Atl. vs. SF   | 1-0        | 3.00        | 1         | 1         | 0        | 0        | 0        | 6.0         | 5         | 2         | 2         | 1        | 1        | 1         | 3         | 0        | 0        |
| 2003               | Atl. vs. Chi. | 0-1        | 3.00        | 1         | 1         | 0        | 0        | 0        | 6.0         | 6         | 2         | 2         | 0        | 0        | 1         | 1         | 1        | 0        |
| 2006               | LAD vs. NYM   | 0-0        | 9.00        | 1         | 1         | 0        | 0        | 0        | 4.0         | 7         | 4         | 4         | 0        | 1        | 2         | 0         | 0        | 0        |
| 2008               | LAD vs. Chi.  | 0-0        | 0.00        | 1         | 0         | 0        | 0        | 0        | 1.0         | 1         | 0         | 0         | 0        | 0        | 0         | 0         | 0        | 0        |
| <b>D.S. Totals</b> |               | <b>5-3</b> | <b>3.42</b> | <b>13</b> | <b>11</b> | <b>1</b> | <b>0</b> | <b>0</b> | <b>71.0</b> | <b>78</b> | <b>32</b> | <b>27</b> | <b>8</b> | <b>3</b> | <b>18</b> | <b>40</b> | <b>1</b> | <b>0</b> |

### LEAGUE CHAMPIONSHIP SERIES RECORD

| Year                 | Club, Opp.    | W-L        | ERA         | G         | GS        | CG       | SHO      | SV       | IP          | H         | R         | ER        | HR       | HB       | BB        | SO        | WP       | BK       |
|----------------------|---------------|------------|-------------|-----------|-----------|----------|----------|----------|-------------|-----------|-----------|-----------|----------|----------|-----------|-----------|----------|----------|
| 1989                 | Chi. vs. SF   | 0-1        | 13.50       | 2         | 2         | 0        | 0        | 0        | 7.1         | 13        | 12        | 11        | 2        | 1        | 4         | 5         | 1        | 0        |
| 1993                 | Atl. vs. Phi. | 1-1        | 4.97        | 2         | 2         | 0        | 0        | 0        | 12.2        | 11        | 8         | 7         | 2        | 0        | 7         | 11        | 0        | 0        |
| 1995                 | Atl. vs. Cin. | 1-0        | 1.13        | 1         | 1         | 0        | 0        | 0        | 8.0         | 7         | 1         | 1         | 0        | 1        | 2         | 4         | 1        | 0        |
| 1996                 | Atl. vs. StL. | 1-1        | 2.51        | 2         | 2         | 0        | 0        | 0        | 14.1        | 15        | 9         | 4         | 1        | 0        | 2         | 10        | 1        | 0        |
| 1997                 | Atl. vs. Fla. | 0-2        | 1.38        | 2         | 2         | 0        | 0        | 0        | 13.0        | 9         | 7         | 2         | 0        | 1        | 4         | 16        | 0        | 0        |
| 1998                 | Atl. vs. SD   | 0-1        | 3.00        | 2         | 1         | 0        | 0        | 1        | 6.0         | 5         | 2         | 2         | 0        | 1        | 3         | 4         | 0        | 0        |
| 1999                 | Atl. vs. NYM  | 1-0        | 1.93        | 2         | 2         | 0        | 0        | 0        | 14.0        | 12        | 3         | 3         | 1        | 0        | 1         | 7         | 0        | 0        |
| 2001                 | Atl. vs. Ari. | 0-2        | 5.40        | 2         | 2         | 0        | 0        | 0        | 10.0        | 14        | 8         | 6         | 0        | 1        | 2         | 7         | 0        | 0        |
| 2008                 | LAD vs. Phi.  | 0-0        | 0.00        | 2         | 0         | 0        | 0        | 0        | 3.0         | 3         | 2         | 0         | 0        | 0        | 1         | 3         | 0        | 0        |
| <b>L.C.S. Totals</b> |               | <b>4-8</b> | <b>3.67</b> | <b>17</b> | <b>14</b> | <b>0</b> | <b>0</b> | <b>1</b> | <b>88.1</b> | <b>89</b> | <b>52</b> | <b>36</b> | <b>6</b> | <b>5</b> | <b>26</b> | <b>67</b> | <b>3</b> | <b>0</b> |

### WORLD SERIES RECORD

| Year               | Club, Opp.    | W-L        | ERA         | G        | GS       | CG       | SHO      | SV       | IP          | H         | R         | ER       | HR       | HB       | BB       | SO        | WP       | BK       |
|--------------------|---------------|------------|-------------|----------|----------|----------|----------|----------|-------------|-----------|-----------|----------|----------|----------|----------|-----------|----------|----------|
| 1995               | Atl. vs. Cle. | 1-1        | 2.25        | 2        | 2        | 1        | 0        | 0        | 16.0        | 9         | 6         | 4        | 1        | 0        | 3        | 8         | 0        | 0        |
| 1996               | Atl. vs. NYY  | 1-1        | 1.72        | 2        | 2        | 0        | 0        | 0        | 15.2        | 14        | 3         | 3        | 0        | 1        | 1        | 5         | 0        | 0        |
| 1999               | Atl. vs. NYY  | 0-1        | 2.57        | 1        | 1        | 0        | 0        | 0        | 7.0         | 5         | 4         | 2        | 0        | 0        | 3        | 5         | 0        | 0        |
| <b>W.S. Totals</b> |               | <b>2-3</b> | <b>2.09</b> | <b>5</b> | <b>5</b> | <b>1</b> | <b>0</b> | <b>0</b> | <b>38.2</b> | <b>28</b> | <b>13</b> | <b>9</b> | <b>1</b> | <b>1</b> | <b>7</b> | <b>18</b> | <b>0</b> | <b>0</b> |

### ALL-STAR GAME RECORD

| Year                   | Club, Site | W-L        | ERA         | G        | GS       | CG       | SHO      | SV       | IP         | H        | R        | ER       | HR       | HB       | BB       | SO       | WP       | BK       |
|------------------------|------------|------------|-------------|----------|----------|----------|----------|----------|------------|----------|----------|----------|----------|----------|----------|----------|----------|----------|
| 1988                   | N.L., Cin. |            |             |          |          |          |          |          |            |          |          |          |          |          |          |          |          |          |
| 1992                   | N.L., SD   | 0-0        | 6.75        | 1        | 0        | 0        | 0        | 0        | 1.1        | 1        | 1        | 1        | 1        | 1        | 0        | 0        | 0        | 0        |
| 1994                   | N.L., Pit. | 0-0        | 3.00        | 1        | 1        | 0        | 0        | 0        | 3.0        | 3        | 1        | 1        | 0        | 1        | 0        | 2        | 0        | 0        |
| 1995                   | N.L., Tex. |            |             |          |          |          |          |          |            |          |          |          |          |          |          |          |          |          |
| 1996                   | N.L., Phi. |            |             |          |          |          |          |          |            |          |          |          |          |          |          |          |          |          |
| 1997                   | N.L., Cle. | 0-0        | 4.50        | 1        | 1        | 0        | 0        | 0        | 2.0        | 2        | 1        | 1        | 1        | 1        | 0        | 0        | 0        | 0        |
| 1998                   | N.L., Col. | 0-0        | 0.00        | 1        | 1        | 0        | 0        | 0        | 2.0        | 3        | 0        | 0        | 0        | 0        | 1        | 1        | 0        | 0        |
| 2000                   | N.L., Atl. |            |             |          |          |          |          |          |            |          |          |          |          |          |          |          |          |          |
| <b>All-Star Totals</b> |            | <b>0-0</b> | <b>3.24</b> | <b>4</b> | <b>3</b> | <b>0</b> | <b>0</b> | <b>0</b> | <b>8.1</b> | <b>9</b> | <b>3</b> | <b>3</b> | <b>2</b> | <b>3</b> | <b>1</b> | <b>3</b> | <b>0</b> | <b>0</b> |



# EDDIE MATHEWS

# 41

## INFIELDER

Full Name **Edwin Lee Mathews**

Batted **Left**

Threw **Right**

Height **6-1**

Weight **200**

DOB **10/13/1931**

Born **Texarkana, TX**

Died: **2/18/2001 in LaJolla, CA**

Years With Braves **1952-66** Number Retired: **1969**

Eddie Mathews is the only player in franchise history to play for the Braves in Boston (1952), Milwaukee (1953-65) and Atlanta (1966). The nine-time N.L. All-Star third baseman ranks second in club annals with 493 home runs; and third with 2,223 games, 8,049 at-bats, 1,452 runs, 2,201 hits, 338 doubles, 1,388 RBI and 4,158 total bases. Mathews finished third in Rookie of the Year balloting in 1952, and the following year was runner-up for Most Valuable Player after leading the NL with 47 home runs (tied for the second-most in Braves' history) to go with a .302 batting average and a franchise-record 135 RBI. Mathews also was the MVP runner-up in 1959, when

he batted .306 with a league-best 46 homers and 114 RBI. He played for the 1957 World Series champions (his 10th-inning two-run homer won Game 4) and the 1958 NL pennant winners. Following the 1966 season, Mathews was traded to the Houston Astros, and he became the seventh player in baseball history to hit 500 career home runs July 14, 1967. He subsequently played for the Detroit Tigers in 1967 and 1968. Mathews returned to the Braves as a coach in 1971 and served as manager from 1972 to 1974, compiling a 149-161-1 record. Mathews was inducted into the National Baseball Hall of Fame in 1978 and into the Braves Hall of Fame in 1999.

## COMPLETE RECORD

| Year                 | Club       | AVG         | G           | AB          | R           | H           | 2B         | 3B        | HR         | RBI         | BB          | SO          | SB        |
|----------------------|------------|-------------|-------------|-------------|-------------|-------------|------------|-----------|------------|-------------|-------------|-------------|-----------|
| 1949                 | High Point | .366        | 62          | 238         | 62          | 87          | 20         | 3         | 17         | 56          | ---         | ---         | 5         |
| 1950                 | Atlanta    | .286        | 146         | 552         | 103         | 158         | 24         | 9         | 32         | 106         | ---         | ---         | 4         |
| 1951                 | Milwaukee  | .333        | 12          | 9           | 2           | 3           | 0          | 0         | 1          | 5           | ---         | ---         | 0         |
|                      | Atlanta    | .289        | 37          | 128         | 23          | 37          | 5          | 4         | 6          | 29          | ---         | ---         | 0         |
| 1952                 | Boston     | .242        | 145         | 528         | 80          | 128         | 23         | 5         | 25         | 58          | 59          | 115         | 6         |
| 1953                 | Milwaukee  | .302        | 157         | 579         | 110         | 175         | 31         | 8         | 47         | 135         | 99          | 83          | 1         |
| 1954                 | Milwaukee  | .290        | 138         | 476         | 96          | 138         | 21         | 4         | 40         | 103         | 113         | 61          | 10        |
| 1955                 | Milwaukee  | .289        | 141         | 499         | 108         | 144         | 23         | 5         | 41         | 101         | 109         | 98          | 3         |
| 1956                 | Milwaukee  | .272        | 151         | 552         | 103         | 150         | 21         | 2         | 37         | 95          | 91          | 86          | 6         |
| 1957                 | Milwaukee  | .292        | 148         | 572         | 109         | 167         | 28         | 9         | 32         | 94          | 90          | 79          | 2         |
| 1958                 | Milwaukee  | .251        | 149         | 546         | 97          | 137         | 18         | 1         | 31         | 77          | 85          | 85          | 5         |
| 1959                 | Milwaukee  | .306        | 148         | 594         | 118         | 182         | 16         | 8         | 46         | 114         | 80          | 71          | 2         |
| 1960                 | Milwaukee  | .277        | 153         | 548         | 108         | 152         | 19         | 7         | 39         | 124         | 111         | 113         | 7         |
| 1961                 | Milwaukee  | .306        | 152         | 572         | 103         | 175         | 23         | 6         | 32         | 91          | 93          | 95          | 12        |
| 1962                 | Milwaukee  | .265        | 152         | 536         | 106         | 142         | 25         | 6         | 29         | 90          | 101         | 90          | 4         |
| 1963                 | Milwaukee  | .263        | 158         | 547         | 82          | 144         | 27         | 4         | 23         | 84          | 124         | 119         | 3         |
| 1964                 | Milwaukee  | .233        | 141         | 502         | 83          | 117         | 19         | 1         | 23         | 74          | 85          | 100         | 2         |
| 1965                 | Milwaukee  | .251        | 156         | 546         | 77          | 137         | 23         | 0         | 32         | 95          | 73          | 110         | 1         |
| 1966                 | Atlanta    | .250        | 134         | 452         | 72          | 113         | 21         | 4         | 16         | 53          | 63          | 82          | 1         |
| 1967                 | Houston    | .238        | 101         | 328         | 39          | 78          | 13         | 2         | 10         | 38          | 48          | 65          | 2         |
|                      | Detroit    | .231        | 36          | 108         | 14          | 25          | 3          | 0         | 6          | 19          | 15          | 23          | 0         |
| 1968                 | Detroit    | .212        | 31          | 52          | 4           | 11          | 0          | 0         | 3          | 8           | 5           | 12          | 0         |
| <b>Minor Totals</b>  |            | <b>.307</b> | <b>257</b>  | <b>927</b>  | <b>190</b>  | <b>285</b>  | <b>49</b>  | <b>16</b> | <b>56</b>  | <b>196</b>  |             |             | <b>9</b>  |
| <b>A.L. Totals</b>   |            | <b>.225</b> | <b>67</b>   | <b>160</b>  | <b>18</b>   | <b>36</b>   | <b>3</b>   | <b>0</b>  | <b>9</b>   | <b>27</b>   | <b>20</b>   | <b>35</b>   | <b>0</b>  |
| <b>N.L. Totals</b>   |            | <b>.272</b> | <b>2324</b> | <b>8377</b> | <b>1491</b> | <b>2279</b> | <b>351</b> | <b>72</b> | <b>503</b> | <b>1426</b> | <b>1424</b> | <b>1452</b> | <b>68</b> |
| <b>Braves Totals</b> |            | <b>.273</b> | <b>2223</b> | <b>8049</b> | <b>1452</b> | <b>2201</b> | <b>338</b> | <b>70</b> | <b>493</b> | <b>1388</b> | <b>1376</b> | <b>1387</b> | <b>66</b> |
| <b>Major Totals</b>  |            | <b>.271</b> | <b>2391</b> | <b>8537</b> | <b>1509</b> | <b>2315</b> | <b>354</b> | <b>72</b> | <b>512</b> | <b>1453</b> | <b>1444</b> | <b>1487</b> | <b>68</b> |

## WORLD SERIES RECORD

| Year               | Club, Opp     | AVG         | G         | AB        | R        | H         | 2B       | 3B       | HR       | RBI      | BB        | SO        | SB       |
|--------------------|---------------|-------------|-----------|-----------|----------|-----------|----------|----------|----------|----------|-----------|-----------|----------|
| 1957               | Mil. vs. NY   | .227        | 7         | 22        | 4        | 5         | 3        | 0        | 1        | 4        | 8         | 5         | 0        |
| 1958               | Mil. vs. NY   | .160        | 7         | 25        | 3        | 4         | 2        | 0        | 0        | 3        | 6         | 11        | 1        |
| 1968               | Det. vs. StL. | .333        | 2         | 3         | 0        | 1         | 0        | 0        | 0        | 0        | 1         | 1         | 0        |
| <b>W.S. Totals</b> |               | <b>.200</b> | <b>16</b> | <b>50</b> | <b>7</b> | <b>10</b> | <b>5</b> | <b>0</b> | <b>1</b> | <b>7</b> | <b>15</b> | <b>17</b> | <b>1</b> |



# DALE MURPHY

# 3

**OUTFIELDER** Full Name **Dale Bryan Murphy**

Bats **Right**

Throws **Right**

Height **6-5**

Weight **215**

DOB **3/12/1956**

Born **Portland, OR**

Years With Braves **1976-90**

Number Retired **1994**

The Braves drafted Dale Murphy No. 5 overall in 1974, but five years later he had yet to reach his potential as a sometime catcher/sometime first baseman. Then, manager Bobby Cox made Murphy a full-time outfielder and from 1980 to 1989, Murphy averaged 31 home runs and 93 RBI. He was the back-to-back NL Most Valuable Player in 1982 (.281, 36 home runs, 109 RBI and 23 stolen bases) and 1983 (.302, 36 home runs, 121 RBI, franchise-record 131 runs scored and 30 stolen bases). In 1983, Murphy became the sixth different player in baseball history with 30 home runs and 30 stolen bases in a season. He led the NL with 332 total bases and tied for the lead with 36 home runs in 1984 and topped the circuit with 37 home runs and 118 runs scored the

following year. From September 26, 1981, to July 8, 1986, Murphy played in 740 consecutive games. He appeared in seven All-Star Games – leading all vote-getters in 1985 – and won five Gold Glove Awards and four Silver Slugger Awards. Throughout his career, Murphy displayed a high moral character, receiving the Lou Gehrig Award in 1985 and the Roberto Clemente Award in 1988. On the Braves' career lists, he is fourth in games played (1,926), runs (1,103), hits (1,901), home runs (371), RBI (1,143) and total bases (3,394), and he is second in each category to Chipper Jones since the franchise moved to Atlanta. "Murph" was inducted into the Braves Hall of Fame in 2000.

## COMPLETE RECORD

| Year                 | Club         | AVG         | G           | AB          | R           | H           | 2B         | 3B        | HR         | RBI         | BB         | SO          | SB         |
|----------------------|--------------|-------------|-------------|-------------|-------------|-------------|------------|-----------|------------|-------------|------------|-------------|------------|
| 1974                 | Kingsport    | .254        | 54          | 181         | 28          | 46          | 7          | 0         | 5          | 31          | 24         | 53          | 0          |
| 1975                 | Greenwood    | .228        | 131         | 443         | 48          | 101         | 20         | 1         | 5          | 48          | 36         | 63          | 5          |
| 1976                 | Savannah     | .267        | 104         | 352         | 37          | 94          | 13         | 5         | 12         | 55          | 25         | 61          | 6          |
|                      | Richmond     | .260        | 18          | 50          | 10          | 13          | 1          | 1         | 4          | 8           | 1          | 12          | 0          |
|                      | Atlanta      | .262        | 19          | 65          | 3           | 17          | 6          | 0         | 0          | 9           | 7          | 9           | 0          |
| 1977                 | Richmond     | .305        | 127         | 466         | 71          | 142         | 33         | 4         | 22         | 90          | 33         | 64          | 4          |
|                      | Atlanta      | .316        | 18          | 76          | 5           | 24          | 8          | 1         | 2          | 14          | 0          | 8           | 0          |
| 1978                 | Atlanta      | .226        | 151         | 530         | 66          | 120         | 14         | 3         | 23         | 79          | 42         | 145         | 11         |
| 1979                 | Atlanta      | .276        | 104         | 384         | 53          | 106         | 7          | 2         | 21         | 57          | 38         | 67          | 6          |
| 1980                 | Atlanta      | .281        | 156         | 569         | 98          | 160         | 27         | 2         | 33         | 89          | 59         | 133         | 9          |
| 1981                 | Atlanta      | .247        | 104         | 369         | 45          | 91          | 12         | 1         | 13         | 50          | 44         | 72          | 14         |
| 1982                 | Atlanta      | .281        | 162         | 598         | 113         | 168         | 23         | 2         | 36         | 109         | 93         | 134         | 23         |
| 1983                 | Atlanta      | .302        | 162         | 589         | 131         | 178         | 24         | 4         | 36         | 121         | 90         | 110         | 30         |
| 1984                 | Atlanta      | .290        | 162         | 607         | 94          | 176         | 32         | 8         | 36         | 100         | 79         | 134         | 19         |
| 1985                 | Atlanta      | .300        | 162         | 616         | 118         | 185         | 32         | 2         | 37         | 111         | 90         | 141         | 10         |
| 1986                 | Atlanta      | .265        | 160         | 614         | 89          | 163         | 29         | 7         | 29         | 83          | 75         | 141         | 7          |
| 1987                 | Atlanta      | .295        | 159         | 566         | 115         | 167         | 27         | 1         | 44         | 105         | 115        | 136         | 16         |
| 1988                 | Atlanta      | .226        | 156         | 592         | 77          | 134         | 35         | 4         | 24         | 77          | 74         | 125         | 3          |
| 1989                 | Atlanta      | .228        | 154         | 574         | 60          | 131         | 16         | 0         | 20         | 84          | 65         | 142         | 3          |
| 1990                 | Atlanta      | .232        | 97          | 349         | 38          | 81          | 14         | 0         | 17         | 55          | 41         | 84          | 9          |
|                      | Philadelphia | .266        | 57          | 214         | 22          | 57          | 9          | 1         | 7          | 28          | 20         | 46          | 0          |
| 1991                 | Philadelphia | .252        | 153         | 544         | 66          | 137         | 33         | 1         | 18         | 81          | 48         | 93          | 1          |
| 1992                 | Philadelphia | .161        | 18          | 62          | 5           | 10          | 1          | 0         | 2          | 7           | 1          | 13          | 0          |
| 1993                 | Colorado     | .143        | 26          | 42          | 1           | 6           | 1          | 0         | 0          | 7           | 5          | 15          | 0          |
| <b>Braves Totals</b> |              | <b>.268</b> | <b>1926</b> | <b>7098</b> | <b>1103</b> | <b>1901</b> | <b>306</b> | <b>37</b> | <b>371</b> | <b>1143</b> | <b>912</b> | <b>1581</b> | <b>160</b> |
| <b>Major Totals</b>  |              | <b>.265</b> | <b>2180</b> | <b>7960</b> | <b>1197</b> | <b>2111</b> | <b>350</b> | <b>39</b> | <b>398</b> | <b>1266</b> | <b>986</b> | <b>1748</b> | <b>161</b> |

## LEAGUE CHAMPIONSHIP SERIES RECORD

| Year | Club, Opp     | AVG  | G | AB | R | H | 2B | 3B | HR | RBI | BB | SO | SB |
|------|---------------|------|---|----|---|---|----|----|----|-----|----|----|----|
| 1982 | Atl. vs. StL. | .273 | 3 | 11 | 1 | 3 | 0  | 0  | 0  | 0   | 0  | 2  | 1  |



# PHIL NIEKRO

# 35

## PITCHER

Full Name **Philip Henry Niekro**

Batted **Right**

Threw **Right**

Height **6-1**

Weight **180**

DOB **4/1/1939**

Born **Blaine, OH**

Died: **12/26/20 in Flowery Branch, GA**

Years With Braves **1964-83, 1987** Number Retired **1984**

Phil Niekro baffled opposing batters with his knuckleball for nearly a quarter of a century. He owns or shares 13 Atlanta career pitching records and is the franchise career leader with 740 games pitched, while ranking second in games started (595), innings pitched (4,622.2), shutouts (43) and strikeouts (2,912); third in wins (268); fifth in complete games (226); and 10th in ERA (3.20). Niekro was a three-time 20-game winner (23 in 1969, 20 in 1974 and 21 in 1979) and won 10 or more games for 14 straight seasons from 1967 until the strike-shortened 1981 campaign. Niekro authored a no-hitter against San Diego on Aug. 5, 1973,

winning 9-0 at Atlanta Stadium. Niekro pitched for the New York Yankees (1984-85), Cleveland Indians (1986-87) and Toronto Blue Jays (1987) before returning to the Braves late in 1987 at the age of 48. On Oct. 6, 1985, Niekro shut out Toronto 8-0 for his 300th career win. Niekro ranks fourth in baseball history with 5,404.1 innings pitched, 11th with 3,342 strikeouts and 16th with 318 wins. Over the course of his 24-year career, he was a five-time All-Star – four times with Atlanta – and won five Gold Glove Awards. “Knucksie” was inducted into the National Baseball Hall of Fame in 1997 and into the Braves Hall of Fame in 1999.

## COMPLETE RECORD

| Year                 | Club          | W-L            | ERA         | G          | GS               | CG         | SHO       | SV        | IP            | H           | R           | ER          | BB          | SO          |
|----------------------|---------------|----------------|-------------|------------|------------------|------------|-----------|-----------|---------------|-------------|-------------|-------------|-------------|-------------|
| 1959                 | Wellsville    | 2-1            | 7.46        | 10         | 2                | 0          | ---       | ---       | 35.0          | 47          | 38          | 29          | 24          | 16          |
|                      | McCook        | 7-2            | 3.12        | 23         | 0                | 0          | ---       | ---       | 52.0          | 35          | 20          | 18          | 29          | 48          |
| 1960                 | Jacksonville  | 6-4            | 2.77        | 38         | 3                | 0          | ---       | ---       | 84.0          | 66          | 36          | 26          | 52          | 52          |
|                      | Louisville    | 1-0            | 3.60        | 6          | 0                | 0          | ---       | ---       | 10.0          | 11          | 5           | 4           | 9           | 2           |
| 1961                 | Austin        | 4-4            | 2.95        | 51         | 1                | 0          | ---       | ---       | 110.0         | 100         | 45          | 36          | 53          | 84          |
| 1962                 | Louisville    | 9-6            | 3.86        | 49         | 1                | 1          | ---       | ---       | 98.0          | 111         | 50          | 42          | 41          | 48          |
| 1963                 | Denver        |                |             |            | Military Service |            |           |           |               |             |             |             |             |             |
| 1964                 | Denver        | 11-5           | 3.45        | 29         | 21               | 13         | ---       | ---       | 172.0         | 172         | 79          | 66          | 45          | 119         |
|                      | Milwaukee     | 0-0            | 4.80        | 10         | 0                | 0          | 0         | 0         | 15.0          | 15          | 10          | 8           | 7           | 8           |
| 1965                 | Milwaukee     | 2-3            | 2.88        | 41         | 1                | 0          | 0         | 6         | 74.2          | 73          | 32          | 24          | 26          | 49          |
| 1966                 | Atlanta       | 4-3            | 4.11        | 28         | 0                | 0          | 0         | 2         | 50.1          | 48          | 32          | 23          | 23          | 17          |
|                      | Richmond      | 3-4            | 3.67        | 17         | 4                | 2          | 0         | 0         | 43.0          | 43          | 27          | 22          | 16          | 36          |
| 1967                 | Atlanta       | 11-9           | 1.87        | 46         | 20               | 10         | 1         | 9         | 207.0         | 164         | 64          | 43          | 55          | 129         |
| 1968                 | Atlanta       | 14-12          | 2.59        | 37         | 34               | 15         | 5         | 2         | 256.2         | 228         | 83          | 74          | 45          | 140         |
| 1969                 | Atlanta       | 23-13          | 2.57        | 40         | 35               | 21         | 4         | 1         | 284.0         | 235         | 93          | 81          | 57          | 193         |
| 1970                 | Atlanta       | 12-18          | 4.27        | 34         | 32               | 10         | 3         | 0         | 230.0         | 222         | 124         | 109         | 68          | 168         |
| 1971                 | Atlanta       | 15-14          | 2.98        | 42         | 36               | 18         | 4         | 2         | 269.0         | 248         | 112         | 89          | 70          | 173         |
| 1972                 | Atlanta       | 16-12          | 3.06        | 38         | 36               | 17         | 1         | 0         | 282.0         | 254         | 112         | 96          | 53          | 164         |
| 1973                 | Atlanta       | 13-10          | 3.31        | 42         | 30               | 9          | 1         | 4         | 245.0         | 214         | 103         | 90          | 89          | 131         |
| 1974                 | Atlanta       | 20-13          | 2.38        | 41         | 39               | 18         | 6         | 1         | 302.0         | 249         | 91          | 80          | 88          | 195         |
| 1975                 | Atlanta       | 15-15          | 3.20        | 39         | 37               | 13         | 1         | 0         | 276.0         | 285         | 115         | 98          | 72          | 144         |
| 1976                 | Atlanta       | 17-11          | 3.29        | 39         | 37               | 10         | 2         | 0         | 271.0         | 249         | 116         | 99          | 101         | 173         |
| 1977                 | Atlanta       | 16-20          | 4.04        | 44         | 43               | 20         | 2         | 0         | 330.0         | 315         | 166         | 148         | 164         | 262         |
| 1978                 | Atlanta       | 19-18          | 2.88        | 44         | 42               | 22         | 4         | 1         | 334.0         | 295         | 129         | 107         | 102         | 248         |
| 1979                 | Atlanta       | 21-20          | 3.39        | 44         | 44               | 23         | 1         | 0         | 342.0         | 311         | 160         | 129         | 113         | 208         |
| 1980                 | Atlanta       | 15-18          | 3.63        | 40         | 38               | 11         | 3         | 1         | 275.0         | 256         | 119         | 111         | 85          | 176         |
| 1981                 | Atlanta       | 7-7            | 3.11        | 22         | 22               | 3          | 3         | 0         | 139.0         | 120         | 56          | 48          | 56          | 62          |
| 1982                 | Atlanta       | 17-4           | 3.61        | 35         | 35               | 4          | 2         | 0         | 234.1         | 225         | 106         | 94          | 73          | 144         |
| 1983                 | Atlanta       | 11-10          | 3.97        | 34         | 33               | 2          | 0         | 0         | 201.2         | 212         | 94          | 89          | 105         | 128         |
| 1984                 | New York (AL) | 16-8           | 3.09        | 32         | 31               | 5          | 1         | 0         | 215.2         | 219         | 85          | 74          | 76          | 136         |
| 1985                 | New York (AL) | 16-12          | 4.09        | 33         | 33               | 7          | 1         | 0         | 220.0         | 203         | 110         | 100         | 120         | 149         |
| 1986                 | Cleveland     | 11-11          | 4.32        | 34         | 32               | 5          | 0         | 0         | 210.1         | 241         | 126         | 101         | 95          | 81          |
| 1987                 | Cleveland     | 7-11           | 5.89        | 22         | 22               | 0          | 0         | 0         | 123.2         | 142         | 83          | 81          | 53          | 57          |
|                      | Toronto       | 0-2            | 8.25        | 3          | 3                | 0          | 0         | 0         | 12.0          | 15          | 11          | 11          | 7           | 7           |
|                      | Atlanta       | 0-0            | 15.00       | 1          | 1                | 0          | 0         | 0         | 3.0           | 6           | 5           | 5           | 6           | 0           |
| <b>Braves Totals</b> |               | <b>268-230</b> | <b>3.20</b> | <b>740</b> | <b>595</b>       | <b>226</b> | <b>43</b> | <b>29</b> | <b>4622.2</b> | <b>4224</b> | <b>1922</b> | <b>1645</b> | <b>1458</b> | <b>2912</b> |
| <b>Major Totals</b>  |               | <b>318-274</b> | <b>3.35</b> | <b>864</b> | <b>716</b>       | <b>245</b> | <b>45</b> | <b>29</b> | <b>5404.1</b> | <b>5044</b> | <b>2337</b> | <b>2012</b> | <b>1809</b> | <b>3342</b> |

## LEAGUE CHAMPIONSHIP SERIES RECORD

| Year                 | Club, Opp    | W-L        | ERA         | G        | GS       | CG       | SHO      | SV       | IP          | H         | R         | ER       | BB       | SO       |
|----------------------|--------------|------------|-------------|----------|----------|----------|----------|----------|-------------|-----------|-----------|----------|----------|----------|
| 1969                 | Atl. vs. NY  | 0-1        | 4.50        | 1        | 1        | 0        | 0        | 0        | 8.0         | 9         | 9         | 4        | 4        | 4        |
| 1982                 | Atl. vs. StL | 0-0        | 3.00        | 1        | 1        | 0        | 0        | 0        | 6.0         | 6         | 2         | 2        | 4        | 5        |
| <b>L.C.S. Totals</b> |              | <b>0-1</b> | <b>3.86</b> | <b>2</b> | <b>2</b> | <b>0</b> | <b>0</b> | <b>0</b> | <b>14.0</b> | <b>15</b> | <b>11</b> | <b>6</b> | <b>8</b> | <b>9</b> |





# JOHN SMOLTZ

# 29

## PITCHER

Full Name **John Andrew Smoltz**

Bats **Right**

Throws **Right**

Height **6-3**

Weight **220**

DOB **5/16/1967**

Born **Warren, MI**

Years With Braves **1988-2008**

Number Retired **2012**

When Braves General Manager Bobby Cox acquired 20-year-old John Smoltz from Detroit in 1987 for 36-year-old Doyle Alexander, he did so with an eye on the future. Smoltz delivered, excelling as both a starter and reliever over the the next two decades. He is the only pitcher in MLB history with 200 wins and 150 saves. In 14 full seasons starting, he won 14 or more games 10 times. Twice, he led the NL or shared the lead in wins (1996 and 2006), innings pitched (1996 and 1997) and strikeouts (1992 and 1996). He ranked in the top 10 in ERA eight times. Smoltz won the Cy Young Award in 1996 while fanning a franchise-record 276. Following "Tommy John" surgery that sidelined him for all of 2000, Smoltz closed for three-plus seasons. He set an NL record with 55 saves in 2002 and finished third for the Cy Young Award. Smoltz became the

16th member of the 3,000-strikeout club on April 22, 2008. On the Braves' career lists, he ranks first in strikeouts (3,011), second in saves (154) and fifth in wins (210). In 40 postseason games with Atlanta, Smoltz was 15-4 with four saves a 2.65 ERA. Smoltz, Tom Glavine and Greg Maddux anchored a pitching staff that helped the Braves win 14 straight division titles from 1991 to 2005 and the 1995 World Series. Smoltz was the only player to be a part of each division championship. Smoltz was an eight-time All-Star who concluded his career with Boston and St. Louis in 2009. He won with the Roberto Clemente Award in 2005 and with the Branch Rickey Award in 2007. He was inducted into the Braves Hall of Fame in June 2012 and was a first-ballot National Baseball Hall of Famer in 2015, joining Glavine and Maddux in Cooperstown.

## COMPLETE RECORD

| Year | Club        | W-L                    | ERA  | G  | GS | CG | SHO | SV | IP    | H   | R   | ER | HR | HB | BB  | SO  | WP | BK |
|------|-------------|------------------------|------|----|----|----|-----|----|-------|-----|-----|----|----|----|-----|-----|----|----|
| 1986 | Lakeland    | 7-8                    | 3.56 | 17 | 14 | 2  | 1   | 0  | 96.0  | 86  | 44  | 38 | 7  | 5  | 31  | 47  | 2  | 6  |
| 1987 | Glen Falls  | 4-10                   | 5.68 | 21 | 21 | 0  | 0   | 0  | 130.0 | 131 | 89  | 82 | 17 | 7  | 81  | 86  | 6  | 8  |
|      | Richmond    | 0-1                    | 6.19 | 3  | 3  | 0  | 0   | 0  | 16.0  | 17  | 11  | 11 | 2  | 1  | 11  | 5   | 1  | 1  |
| 1988 | Richmond    | 10-5                   | 2.79 | 20 | 20 | 3  | 0   | 0  | 135.1 | 118 | 49  | 42 | 5  | 2  | 37  | 115 | 6  | 2  |
|      | Atlanta     | 2-7                    | 5.48 | 12 | 12 | 0  | 0   | 0  | 64.0  | 74  | 40  | 39 | 10 | 2  | 33  | 37  | 2  | 1  |
| 1989 | Atlanta     | 12-11                  | 2.94 | 29 | 29 | 5  | 0   | 0  | 208.0 | 160 | 79  | 68 | 15 | 2  | 72  | 168 | 8  | 3  |
| 1990 | Atlanta     | 14-11                  | 3.85 | 34 | 34 | 6  | 2   | 0  | 231.1 | 206 | 109 | 99 | 20 | 1  | 90  | 170 | 14 | 3  |
| 1991 | Atlanta     | 14-13                  | 3.80 | 36 | 36 | 5  | 0   | 0  | 229.2 | 206 | 101 | 97 | 16 | 3  | 77  | 148 | 20 | 2  |
| 1992 | Atlanta     | 15-12                  | 2.85 | 35 | 35 | 9  | 3   | 0  | 246.2 | 206 | 90  | 78 | 17 | 5  | 80  | 215 | 17 | 1  |
| 1993 | Atlanta     | 15-11                  | 3.62 | 35 | 35 | 3  | 1   | 0  | 243.2 | 208 | 104 | 98 | 23 | 6  | 100 | 208 | 13 | 1  |
| 1994 | Atlanta     | 6-10                   | 4.14 | 21 | 21 | 1  | 0   | 0  | 134.2 | 120 | 69  | 62 | 15 | 4  | 48  | 113 | 7  | 0  |
| 1995 | Atlanta     | 12-7                   | 3.18 | 29 | 29 | 2  | 1   | 0  | 192.2 | 166 | 76  | 68 | 15 | 4  | 72  | 193 | 13 | 0  |
| 1996 | Atlanta     | 24-8                   | 2.94 | 35 | 35 | 6  | 2   | 0  | 253.2 | 199 | 93  | 83 | 19 | 2  | 55  | 276 | 10 | 1  |
| 1997 | Atlanta     | 15-12                  | 3.02 | 35 | 35 | 7  | 2   | 0  | 256.0 | 234 | 97  | 86 | 21 | 1  | 63  | 241 | 10 | 1  |
| 1998 | Greenville# | 0-1                    | 2.57 | 3  | 3  | 0  | 0   | 0  | 14.0  | 11  | 4   | 4  | 2  | 0  | 3   | 16  | 2  | 0  |
|      | Macon#      | 0-0                    | 3.60 | 2  | 2  | 0  | 0   | 0  | 10.0  | 7   | 4   | 4  | 1  | 0  | 1   | 14  | 1  | 0  |
|      | Atlanta     | 17-3                   | 2.90 | 26 | 26 | 2  | 2   | 0  | 167.2 | 145 | 58  | 54 | 10 | 4  | 44  | 173 | 3  | 1  |
| 1999 | Atlanta     | 11-8                   | 3.19 | 29 | 29 | 1  | 1   | 0  | 186.1 | 168 | 70  | 66 | 14 | 4  | 40  | 156 | 2  | 0  |
|      | Greenville# | 0-0                    | 4.50 | 2  | 1  | 0  | 0   | 0  | 4.0   | 5   | 2   | 2  | 0  | 0  | 1   | 7   | 0  | 0  |
| 2000 | Atlanta     | Injured - Did not play |      |    |    |    |     |    |       |     |     |    |    |    |     |     |    |    |
| 2001 | Atlanta     | 3-3                    | 3.36 | 36 | 5  | 0  | 0   | 10 | 59.0  | 53  | 24  | 22 | 7  | 2  | 10  | 57  | 0  | 0  |
|      | Macon#      | 0-0                    | 1.80 | 1  | 1  | 0  | 0   | 0  | 5.0   | 4   | 1   | 1  | 0  | 0  | 0   | 5   | 0  | 0  |
|      | Greenville# | 0-0                    | 0.00 | 3  | 1  | 0  | 0   | 0  | 6.0   | 3   | 0   | 0  | 0  | 0  | 0   | 6   | 0  | 0  |
| 2002 | Atlanta     | 3-2                    | 3.25 | 75 | 0  | 0  | 0   | 55 | 80.1  | 59  | 30  | 29 | 4  | 0  | 24  | 85  | 1  | 1  |
| 2003 | Atlanta     | 0-2                    | 1.12 | 62 | 0  | 0  | 0   | 45 | 64.1  | 48  | 9   | 8  | 2  | 0  | 8   | 73  | 2  | 0  |
| 2004 | Atlanta     | 0-1                    | 2.76 | 73 | 0  | 0  | 0   | 44 | 81.2  | 75  | 25  | 25 | 8  | 0  | 13  | 85  | 6  | 0  |
| 2005 | Atlanta     | 14-7                   | 3.06 | 33 | 33 | 3  | 1   | 0  | 229.2 | 210 | 83  | 78 | 18 | 1  | 53  | 169 | 2  | 1  |
| 2006 | Atlanta     | 16-9                   | 3.49 | 35 | 35 | 3  | 1   | 0  | 232.0 | 221 | 93  | 90 | 23 | 9  | 55  | 211 | 5  | 0  |

| Year                  | Club         | W-L            | ERA         | G          | GS         | CG        | SHO       | SV         | IP            | H           | R           | ER          | HR         | HB        | BB          | SO          | WP         | BK        |
|-----------------------|--------------|----------------|-------------|------------|------------|-----------|-----------|------------|---------------|-------------|-------------|-------------|------------|-----------|-------------|-------------|------------|-----------|
| 2007                  | Atlanta      | 14-8           | 3.11        | 32         | 32         | 0         | 0         | 0          | 205.2         | 196         | 78          | 71          | 18         | 4         | 47          | 197         | 8          | 0         |
| 2008                  | Atlanta      | 3-2            | 2.57        | 6          | 5          | 0         | 0         | 0          | 28.0          | 25          | 8           | 8           | 2          | 0         | 8           | 36          | 2          | 0         |
|                       | Mississippi# | 0-0            | 0.00        | 1          | 0          | 0         | 0         | 0          | 1.0           | 1           | 0           | 0           | 0          | 0         | 0           | 0           | 0          | 0         |
|                       | Rome#        | 0-0            | 0.00        | 2          | 1          | 0         | 0         | 0          | 3.0           | 1           | 0           | 0           | 0          | 0         | 0           | 4           | 0          | 0         |
| 2009                  | Greenville#  | 0-0            | 1.12        | 2          | 2          | 0         | 0         | 0          | 8.0           | 5           | 1           | 1           | 0          | 0         | 0           | 8           | 1          | 0         |
|                       | Portland#    | 0-0            | 2.70        | 1          | 1          | 0         | 0         | 0          | 3.1           | 3           | 1           | 1           | 0          | 0         | 0           | 2           | 0          | 0         |
|                       | Pawtucket#   | 1-1            | 3.38        | 3          | 3          | 1         | 0         | 0          | 16.0          | 10          | 6           | 6           | 2          | 1         | 4           | 11          | 2          | 0         |
|                       | Boston       | 2-5            | 8.33        | 8          | 8          | 0         | 0         | 0          | 40.0          | 59          | 37          | 37          | 8          | 3         | 9           | 33          | 0          | 0         |
|                       | St. Louis    | 1-3            | 4.26        | 7          | 7          | 0         | 0         | 0          | 38.0          | 36          | 18          | 18          | 3          | 0         | 9           | 40          | 0          | 0         |
| <b>Minor Totals</b>   |              | <b>22-26</b>   | <b>3.86</b> | <b>81</b>  | <b>73</b>  | <b>6</b>  | <b>1</b>  | <b>0</b>   | <b>447.2</b>  | <b>402</b>  | <b>212</b>  | <b>192</b>  | <b>36</b>  | <b>16</b> | <b>169</b>  | <b>326</b>  | <b>21</b>  | <b>17</b> |
| <b>Atlanta Totals</b> |              | <b>210-147</b> | <b>3.26</b> | <b>708</b> | <b>466</b> | <b>53</b> | <b>16</b> | <b>154</b> | <b>3395.0</b> | <b>2979</b> | <b>1336</b> | <b>1229</b> | <b>277</b> | <b>54</b> | <b>992</b>  | <b>3011</b> | <b>145</b> | <b>16</b> |
| <b>Major Totals</b>   |              | <b>213-155</b> | <b>3.33</b> | <b>723</b> | <b>481</b> | <b>53</b> | <b>16</b> | <b>154</b> | <b>3473.0</b> | <b>3074</b> | <b>1391</b> | <b>1284</b> | <b>288</b> | <b>57</b> | <b>1010</b> | <b>3084</b> | <b>145</b> | <b>16</b> |

**Bold** indicates led league; #Injury rehabilitation assignment.

## DIVISION SERIES RECORD

| Year               | Club, Opp.    | W-L        | ERA         | G         | GS       | CG       | SHO      | SV       | IP          | H         | R         | ER        | HR       | HB       | BB        | SO        | WP       | BK       |
|--------------------|---------------|------------|-------------|-----------|----------|----------|----------|----------|-------------|-----------|-----------|-----------|----------|----------|-----------|-----------|----------|----------|
| 1995               | Atl. vs. Col. | 0-0        | 7.94        | 1         | 1        | 0        | 0        | 0        | 5.2         | 5         | 5         | 5         | 2        | 1        | 1         | 6         | 1        | 0        |
| 1996               | Atl. vs. LA   | 1-0        | 1.00        | 1         | 1        | 0        | 0        | 0        | 9.0         | 4         | 1         | 1         | 0        | 0        | 2         | 7         | 0        | 0        |
| 1997               | Atl. vs. Hou. | 1-0        | 1.00        | 1         | 1        | 1        | 0        | 0        | 9.0         | 3         | 1         | 1         | 1        | 0        | 1         | 11        | 0        | 0        |
| 1998               | Atl. vs. Chi. | 1-0        | 1.17        | 1         | 1        | 0        | 0        | 0        | 7.2         | 5         | 1         | 1         | 1        | 0        | 0         | 6         | 0        | 0        |
| 1999               | Atl. vs. Hou. | 1-0        | 5.14        | 1         | 1        | 0        | 0        | 0        | 7.0         | 6         | 4         | 4         | 2        | 1        | 3         | 3         | 0        | 0        |
| 2001               | Atl. vs. Hou. | 0-0        | 2.25        | 3         | 0        | 0        | 0        | 2        | 4.0         | 3         | 1         | 1         | 1        | 0        | 0         | 3         | 0        | 0        |
| 2002               | Atl. vs. SF   | 0-0        | 2.70        | 2         | 0        | 0        | 0        | 0        | 3.1         | 2         | 1         | 1         | 1        | 0        | 2         | 7         | 0        | 0        |
| 2003               | Atl. vs. Chi. | 1-0        | 6.00        | 2         | 0        | 0        | 0        | 1        | 3.0         | 4         | 2         | 2         | 0        | 0        | 0         | 1         | 0        | 0        |
| 2004               | Atl. vs. Hou. | 1-0        | 0.00        | 2         | 0        | 0        | 0        | 0        | 5.0         | 4         | 0         | 0         | 0        | 0        | 2         | 4         | 0        | 0        |
| 2005               | Atl. vs. Hou. | 1-0        | 1.29        | 1         | 1        | 0        | 0        | 0        | 7.0         | 7         | 1         | 1         | 0        | 0        | 1         | 5         | 0        | 0        |
| 2009               | Stl. vs. LA   | 0-0        | 4.50        | 1         | 0        | 0        | 0        | 0        | 2.0         | 4         | 1         | 1         | 0        | 0        | 0         | 5         | 0        | 0        |
| <b>D.S. Totals</b> |               | <b>7-0</b> | <b>2.59</b> | <b>16</b> | <b>6</b> | <b>1</b> | <b>0</b> | <b>3</b> | <b>62.2</b> | <b>47</b> | <b>18</b> | <b>18</b> | <b>8</b> | <b>2</b> | <b>12</b> | <b>58</b> | <b>1</b> | <b>0</b> |

## LEAGUE CHAMPIONSHIP SERIES RECORD

| Year                 | Club, Opp.    | W-L        | ERA         | G         | GS        | CG       | SHO      | SV       | IP          | H         | R         | ER        | HR       | HB       | BB        | SO        | WP       | BK       |
|----------------------|---------------|------------|-------------|-----------|-----------|----------|----------|----------|-------------|-----------|-----------|-----------|----------|----------|-----------|-----------|----------|----------|
| 1991                 | Atl. vs. Pit. | 2-0        | 1.76        | 2         | 2         | 1        | 1        | 0        | 15.1        | 14        | 3         | 3         | 2        | 0        | 3         | 15        | 0        | 0        |
| 1992                 | Atl. vs. Pit. | 2-0        | 2.66        | 3         | 3         | 0        | 0        | 0        | 20.1        | 14        | 7         | 6         | 1        | 0        | 10        | 19        | 1        | 0        |
| 1993                 | Atl. vs. Phi. | 0-1        | 0.00        | 1         | 1         | 0        | 0        | 0        | 6.1         | 8         | 2         | 0         | 0        | 0        | 5         | 10        | 0        | 0        |
| 1995                 | Atl. vs. Cin. | 0-0        | 2.57        | 1         | 1         | 0        | 0        | 0        | 7.0         | 7         | 2         | 2         | 0        | 0        | 2         | 2         | 0        | 0        |
| 1996                 | Atl. vs. Stl. | 2-0        | 1.20        | 2         | 2         | 0        | 0        | 0        | 15.0        | 12        | 2         | 2         | 0        | 0        | 3         | 12        | 2        | 0        |
| 1997                 | Atl. vs. Fla. | 0-1        | 7.50        | 1         | 1         | 0        | 0        | 0        | 6.0         | 5         | 5         | 5         | 1        | 0        | 5         | 9         | 0        | 0        |
| 1998                 | Atl. vs. SD   | 0-0        | 3.95        | 2         | 2         | 0        | 0        | 0        | 13.2        | 13        | 6         | 6         | 2        | 0        | 6         | 13        | 0        | 0        |
| 1999                 | Atl. vs. NY   | 0-0        | 6.23        | 3         | 1         | 0        | 0        | 1        | 8.2         | 8         | 6         | 6         | 2        | 0        | 0         | 8         | 0        | 0        |
| 2001                 | Atl. vs. Ari. | 0-0        | 0.00        | 2         | 0         | 0        | 0        | 0        | 3.0         | 0         | 0         | 0         | 0        | 0        | 0         | 1         | 0        | 0        |
| <b>L.C.S. Totals</b> |               | <b>6-2</b> | <b>2.83</b> | <b>17</b> | <b>13</b> | <b>1</b> | <b>1</b> | <b>1</b> | <b>95.1</b> | <b>81</b> | <b>33</b> | <b>30</b> | <b>8</b> | <b>0</b> | <b>34</b> | <b>89</b> | <b>3</b> | <b>0</b> |

## WORLD SERIES RECORD

| Year               | Club, Opp.    | W-L        | ERA         | G        | GS       | CG       | SHO      | SV       | IP          | H         | R         | ER        | HR       | HB       | BB        | SO        | WP       | BK       |
|--------------------|---------------|------------|-------------|----------|----------|----------|----------|----------|-------------|-----------|-----------|-----------|----------|----------|-----------|-----------|----------|----------|
| 1991               | Atl. vs. Min. | 0-0        | 1.26        | 2        | 2        | 0        | 0        | 0        | 14.1        | 13        | 2         | 2         | 1        | 1        | 1         | 11        | 0        | 0        |
| 1992               | Atl. vs. Tor. | 1-0        | 2.70        | 2        | 2        | 0        | 0        | 0        | 13.1        | 13        | 5         | 4         | 0        | 0        | 7         | 12        | 2        | 0        |
| 1995               | Atl. vs. Cle. | 0-0        | 15.43       | 1        | 1        | 0        | 0        | 0        | 2.1         | 6         | 4         | 4         | 0        | 0        | 2         | 4         | 0        | 0        |
| 1996               | Atl. vs. NYY  | 1-1        | 0.64        | 2        | 2        | 0        | 0        | 0        | 14.0        | 6         | 2         | 1         | 0        | 0        | 8         | 14        | 0        | 0        |
| 1999               | Atl. vs. NYY  | 0-1        | 3.86        | 1        | 1        | 0        | 0        | 0        | 7.0         | 6         | 3         | 3         | 0        | 0        | 3         | 11        | 0        | 0        |
| <b>W.S. Totals</b> |               | <b>2-2</b> | <b>2.47</b> | <b>8</b> | <b>8</b> | <b>0</b> | <b>0</b> | <b>0</b> | <b>51.0</b> | <b>44</b> | <b>16</b> | <b>14</b> | <b>1</b> | <b>1</b> | <b>21</b> | <b>52</b> | <b>2</b> | <b>0</b> |

## ALL-STAR GAME RECORD

| Year                   | Club, Site      | W-L        | ERA         | G        | GS       | CG       | SHO           | SV       | IP         | H        | R        | ER       | HR       | HB       | BB       | SO       | WP       | BK       |
|------------------------|-----------------|------------|-------------|----------|----------|----------|---------------|----------|------------|----------|----------|----------|----------|----------|----------|----------|----------|----------|
| 1989                   | N.L., Ana.      | 0-1        | 9.00        | 1        | 0        | 0        | 0             | 0        | 1.0        | 2        | 1        | 1        | 0        | 0        | 0        | 0        | 0        | 0        |
| 1992                   | N.L., SD        | 0-0        | 0.00        | 1        | 0        | 0        | 0             | 0        | 0.1        | 1        | 0        | 0        | 0        | 0        | 0        | 0        | 0        | 0        |
| 1993                   | N.L., Bal.      | 0-0        | 0.00        | 1        | 0        | 0        | 0             | 0        | 0.1        | 0        | 0        | 0        | 0        | 0        | 1        | 0        | 2        | 0        |
| 1996                   | N.L., Phi.      | 1-0        | 0.00        | 1        | 1        | 0        | 0             | 0        | 2.0        | 2        | 0        | 0        | 0        | 0        | 0        | 1        | 0        | 0        |
| 2002                   | N.L., Mil.      | 0-0        | 0.00        | 1        | 0        | 0        | 0             | 0        | 1.0        | 0        | 0        | 0        | 0        | 0        | 0        | 1        | 0        | 0        |
| 2003                   | N.L., Chi. (AL) |            |             |          |          |          | Did Not Pitch |          |            |          |          |          |          |          |          |          |          |          |
| 2005                   | N.L., Det.      | 0-1        | 9.00        | 1        | 0        | 0        | 0             | 0        | 1.0        | 2        | 1        | 1        | 1        | 0        | 0        | 0        | 0        | 0        |
| 2007                   | N.L., SF        |            |             |          |          |          | Did Not Pitch |          |            |          |          |          |          |          |          |          |          |          |
| <b>All-Star Totals</b> |                 | <b>1-2</b> | <b>3.46</b> | <b>6</b> | <b>1</b> | <b>0</b> | <b>0</b>      | <b>0</b> | <b>5.2</b> | <b>7</b> | <b>2</b> | <b>2</b> | <b>1</b> | <b>0</b> | <b>1</b> | <b>2</b> | <b>2</b> | <b>0</b> |



# WARREN SPAHN

# 21

## PITCHER

Full Name **Warren Edward Spahn**

Batted **Left**

Threw **Left**

Height **6-0**

Weight **175**

DOB **4/23/1921**

Born **Buffalo, NY**

Died: **11/24/2003 in Broken Arrow, OK**

Years With Braves **1942, 1946-64** Number Retired: **1965**

With 363 wins, Warren Spahn is the winningest left-handed pitcher in baseball history. Spahn spent the first 20 of his 21 major league seasons with the Boston and Milwaukee Braves. He holds franchise records for games started (635), innings pitched (5,046), wins (356) and shutouts (63). On baseball's all-time lists, he is sixth in shutouts and eighth in innings pitched. Famous for his fluid, high-kicking delivery, Spahn won 20 or more games 13 times, a National League record, leading the league on eight occasions. Spahn holds major league records for most seasons topping the league in wins and complete games along with most consecutive seasons leading in wins (5, 1957-61) and

complete games (7, 1957-63). Spahn won the 1957 Cy Young Award and was runner-up in 1958, 1960 and 1961. His 14 All-Star Game selections are the most all-time among pitchers. Spahn spun two no-hitters, defeating Philadelphia 4-0 on Sept. 16, 1960, and the San Francisco Giants 1-0 on April 28, 1961, both at County Stadium in Milwaukee. Spahn debuted with the Braves in 1942 and then served with distinction in the Army for three-plus years, being awarded a Purple Heart. "Spahnkie," who concluded his career with the New York Mets and Giants in 1965, was inducted into the National Baseball Hall of Fame in 1973 and into the Braves Hall of Fame in 1999.

## COMPLETE RECORD

| Year                 | Club          | W-L            | ERA         | G                | GS         | CG         | SHO       | SV        | IP            | H           | R           | ER          | BB          | SO          |
|----------------------|---------------|----------------|-------------|------------------|------------|------------|-----------|-----------|---------------|-------------|-------------|-------------|-------------|-------------|
| 1940                 | Bradford      | 5-4            | 2.73        | 12               | 9          | 7          | 1         | ---       | 66.0          | 53          | 27          | 20          | 24          | 62          |
| 1941                 | Evansville    | 19-6           | 1.83        | 28               | ---        | 21         | 7         | ---       | 212.0         | 154         | 62          | 43          | 90          | 193         |
| 1942                 | Hartford      | 17-12          | 1.96        | 33               | ---        | 25         | 5         | ---       | 248.0         | 148         | 65          | 54          | 130         | 141         |
|                      | Boston        | 0-0            | 5.74        | 4                | 2          | 1          | 0         | 0         | 15.2          | 25          | 15          | 10          | 11          | 7           |
| 1943-45              |               |                |             | Military Service |            |            |           |           |               |             |             |             |             |             |
| 1946                 | Boston        | 8-5            | 2.94        | 24               | 16         | 8          | 0         | 1         | 125.2         | 107         | 46          | 41          | 36          | 67          |
| 1947                 | Boston        | 21-10          | 2.33        | 40               | 35         | 22         | 7         | 3         | 289.2         | 245         | 87          | 75          | 84          | 123         |
| 1948                 | Boston        | 15-12          | 3.71        | 36               | 35         | 16         | 3         | 1         | 257.0         | 237         | 115         | 106         | 77          | 114         |
| 1949                 | Boston        | 21-14          | 3.07        | 38               | 38         | 25         | 4         | 0         | 302.1         | 283         | 125         | 103         | 86          | 151         |
| 1950                 | Boston        | 21-17          | 3.16        | 41               | 39         | 25         | 1         | 1         | 293.0         | 248         | 123         | 103         | 111         | 191         |
| 1951                 | Boston        | 22-14          | 2.98        | 39               | 36         | 26         | 7         | 0         | 310.2         | 278         | 111         | 103         | 109         | 164         |
| 1952                 | Boston        | 14-19          | 2.98        | 40               | 35         | 19         | 5         | 3         | 290.0         | 263         | 109         | 96          | 73          | 183         |
| 1953                 | Milwaukee     | 23-7           | 2.10        | 35               | 32         | 24         | 5         | 3         | 265.2         | 211         | 75          | 62          | 70          | 148         |
| 1954                 | Milwaukee     | 21-12          | 3.14        | 39               | 34         | 23         | 1         | 3         | 283.1         | 262         | 107         | 99          | 86          | 136         |
| 1955                 | Milwaukee     | 17-14          | 3.26        | 39               | 32         | 16         | 1         | 1         | 245.2         | 249         | 99          | 89          | 65          | 110         |
| 1956                 | Milwaukee     | 20-11          | 2.78        | 39               | 35         | 20         | 3         | 3         | 281.1         | 249         | 92          | 87          | 52          | 128         |
| 1957                 | Milwaukee     | 21-11          | 2.69        | 39               | 35         | 18         | 4         | 3         | 271.0         | 241         | 94          | 81          | 78          | 111         |
| 1958                 | Milwaukee     | 22-11          | 3.07        | 38               | 36         | 23         | 2         | 1         | 290.0         | 257         | 106         | 99          | 76          | 150         |
| 1959                 | Milwaukee     | 21-15          | 2.96        | 40               | 36         | 21         | 4         | 0         | 292.0         | 282         | 106         | 96          | 70          | 143         |
| 1960                 | Milwaukee     | 21-10          | 3.50        | 40               | 33         | 18         | 4         | 2         | 267.2         | 254         | 114         | 104         | 74          | 154         |
| 1961                 | Milwaukee     | 21-13          | 3.02        | 38               | 34         | 21         | 4         | 0         | 262.2         | 236         | 96          | 88          | 64          | 115         |
| 1962                 | Milwaukee     | 18-14          | 3.04        | 34               | 34         | 22         | 0         | 0         | 269.1         | 248         | 97          | 91          | 55          | 118         |
| 1963                 | Milwaukee     | 23-7           | 2.60        | 33               | 33         | 22         | 7         | 0         | 259.2         | 241         | 85          | 75          | 49          | 102         |
| 1964                 | Milwaukee     | 6-13           | 5.29        | 38               | 25         | 4          | 1         | 4         | 173.2         | 204         | 110         | 102         | 52          | 78          |
| 1965                 | New York (NL) | 4-12           | 4.36        | 20               | 19         | 5          | 0         | 0         | 126.0         | 140         | 70          | 61          | 35          | 56          |
|                      | San Francisco | 3-4            | 3.39        | 16               | 11         | 3          | 0         | 0         | 71.2          | 70          | 34          | 27          | 21          | 34          |
| <b>Minor Totals</b>  |               | <b>41-22</b>   | <b>2.00</b> | <b>73</b>        | <b>53</b>  | <b>13</b>  | <b>13</b> | <b>29</b> | <b>526.0</b>  | <b>355</b>  | <b>154</b>  | <b>117</b>  | <b>244</b>  | <b>396</b>  |
| <b>Braves Totals</b> |               | <b>356-229</b> | <b>3.05</b> | <b>714</b>       | <b>635</b> | <b>374</b> | <b>63</b> | <b>29</b> | <b>5046.0</b> | <b>4620</b> | <b>1912</b> | <b>1710</b> | <b>1378</b> | <b>2493</b> |
| <b>Major Totals</b>  |               | <b>363-245</b> | <b>3.09</b> | <b>750</b>       | <b>665</b> | <b>382</b> | <b>63</b> | <b>29</b> | <b>5243.2</b> | <b>4830</b> | <b>2016</b> | <b>1798</b> | <b>1434</b> | <b>2583</b> |

## WORLD SERIES RECORD

| Year               | Club, Opp     | W-L        | ERA         | G        | GS       | CG       | SHO      | IP          | H         | R         | ER        | BB        | SO        |
|--------------------|---------------|------------|-------------|----------|----------|----------|----------|-------------|-----------|-----------|-----------|-----------|-----------|
| 1948               | Bos. vs. Cle. | 1-1        | 3.00        | 3        | 2        | 0        | 0        | 12.0        | 10        | 4         | 4         | 3         | 12        |
| 1957               | Mil. vs. NY   | 1-1        | 4.70        | 2        | 2        | 1        | 0        | 15.1        | 18        | 8         | 8         | 2         | 2         |
| 1958               | Mil. vs. NY   | 2-1        | 2.20        | 3        | 3        | 2        | 1        | 28.2        | 19        | 7         | 7         | 8         | 18        |
| <b>W.S. Totals</b> |               | <b>4-3</b> | <b>3.05</b> | <b>8</b> | <b>7</b> | <b>3</b> | <b>1</b> | <b>56.0</b> | <b>47</b> | <b>19</b> | <b>19</b> | <b>13</b> | <b>32</b> |

# BRAVES AWARD WINNERS

## BBWAA AWARDS

### N.L. MOST VALUABLE PLAYER

|       |                      |
|-------|----------------------|
| 1914* | Johnny Evers, 2b     |
| 1947  | Bob Elliott, 3b      |
| 1957  | Hank Aaron, of       |
| 1982  | Dale Murphy, of      |
| 1983  | Dale Murphy, of      |
| 1991  | Terry Pendleton, 3b  |
| 1999  | Chipper Jones, 3b    |
| 2020  | Freddie Freeman, 1b  |
| 2023  | Ronald Acuña Jr., of |

\*Prior to 1931, the League gave an award that reflected the MVP today.

### N.L. CY YOUNG

|      |              |
|------|--------------|
| 1957 | Warren Spahn |
| 1991 | Tom Glavine  |
| 1993 | Greg Maddux  |
| 1994 | Greg Maddux  |
| 1995 | Greg Maddux  |
| 1996 | John Smoltz  |
| 1998 | Tom Glavine  |

### N.L. ROOKIE OF THE YEAR

|      |                       |
|------|-----------------------|
| 1948 | Alvin Dark, ss        |
| 1950 | Sam Jethroe, of       |
| 1971 | Earl Williams, c      |
| 1978 | Bob Horner, 3b        |
| 1990 | David Justice, of     |
| 2000 | Rafael Furcal, ss     |
| 2011 | Craig Kimbrel, p      |
| 2018 | Ronald Acuña Jr., of  |
| 2022 | Michael Harris II, of |

### N.L. MANAGER OF THE YEAR

|      |               |
|------|---------------|
| 1991 | Bobby Cox     |
| 2004 | Bobby Cox     |
| 2005 | Bobby Cox     |
| 2018 | Brian Snitker |

## SPORTING NEWS

### PLAYER OF THE YEAR

|      |                      |
|------|----------------------|
| 1945 | Tommy Holmes, of     |
| 1956 | Hank Aaron, of       |
| 1982 | Dale Murphy, of      |
| 1983 | Dale Murphy, of      |
| 2005 | Andruw Jones, of     |
| 2023 | Ronald Acuña Jr., of |

### PITCHER OF THE YEAR

|      |              |
|------|--------------|
| 1948 | Johnny Sain  |
| 1953 | Warren Spahn |
| 1957 | Warren Spahn |
| 1958 | Warren Spahn |
| 1961 | Warren Spahn |
| 1963 | Warren Spahn |
| 1991 | Tom Glavine  |
| 1993 | Greg Maddux  |
| 1994 | Greg Maddux  |
| 1995 | Greg Maddux  |
| 1996 | John Smoltz  |
| 2000 | Tom Glavine  |

## SPORTING NEWS, CONT.

### ROOKIE OF THE YEAR

|      |                      |
|------|----------------------|
| 1959 | Carlton Willey, p    |
| 1971 | Earl Williams, c     |
| 1978 | Bob Horner, 3b       |
| 1982 | Steve Bedrosian, p   |
| 1983 | Craig McMurtry, p    |
| 1990 | David Justice, of    |
| 1995 | Chipper Jones, 3b    |
| 2000 | Rafael Furcal, ss    |
| 2010 | Jason Heyward, of    |
| 2011 | Craig Kimbrel, p     |
| 2018 | Ronald Acuña Jr., of |
| 2022 | Spencer Strider, rhp |

### COMEBACK PLAYER OF THE YEAR

|      |                      |
|------|----------------------|
| 1973 | Davey Johnson, 2b    |
| 1989 | Lonnie Smith, of     |
| 1991 | Terry Pendleton, 3b  |
| 2000 | Andres Galarraga, 1b |
| 2003 | Javy Lopez, c        |
| 2010 | Tim Hudson, p        |
| 2019 | Josh Donaldson, 3b   |

### MANAGER OF THE YEAR

|      |   |
|------|---|
| 1937 | Bill McKechnie (ML)   |
| 1991 | Bobby Cox (NL)  |
| 1993 | Bobby Cox (NL)  |
| 1999 | Bobby Cox (NL)  |
| 2002 | Bobby Cox (NL)  |
| 2003 | Bobby Cox (NL)  |
| 2004 | Bobby Cox (NL)  |
| 2005 | Bobby Cox (NL)  |
| 2018 | Brian Snitker (NL)<br>[co-manager of the year<br>with Craig Counsell] |
| 2019 | Brian Snitker (NL)  |
| 2023 | Brian Snitker (NL)<br>[co-manager of the year<br>with Craig Counsell] |

### EXECUTIVE OF THE YEAR

|      |              |
|------|--------------|
| 1953 | Louis Perini |
|------|--------------|

### MAJOR LEAGUE ALL-STAR TEAM

|      |                      |
|------|----------------------|
| 1928 | Rogers Hornsby, 2b   |
| 1933 | Wally Berger, of     |
| 1945 | Tommy Holmes, of     |
| 1948 | Bob Elliott, 3b      |
|      | Johnny Sain, p       |
| 1953 | Warren Spahn, p      |
| 1955 | Eddie Mathews, 3b    |
| 1956 | Hank Aaron, of       |
| 1957 | Red Schoendienst, 2b |
|      | Eddie Mathews, 3b    |
| 1957 | Warren Spahn, p      |
| 1958 | Hank Aaron, of       |
|      | Del Crandall, c      |
|      | Warren Spahn, p      |
| 1959 | Eddie Mathews, 3b    |
|      | Hank Aaron, of       |
| 1960 | Eddie Mathews, 3b    |
|      | Del Crandall, c      |
|      | Warren Spahn, p      |

Team selected in a poll of players.

## SPORTING NEWS, CONT.

### N.L. ALL-STAR TEAM

|      |                       |
|------|-----------------------|
| 1961 | Frank Bolling, 2b     |
|      | Warren Spahn, p       |
| 1962 | Del Crandall, c       |
| 1963 | Hank Aaron, of        |
| 1964 | Joe Torre, c          |
| 1965 | Hank Aaron, of        |
|      | Joe Torre, c          |
| 1966 | Felipe Alou, 1b       |
|      | Joe Torre, c          |
| 1967 | Hank Aaron, of        |
| 1969 | Hank Aaron, of        |
| 1970 | Hank Aaron, of        |
| 1971 | Hank Aaron, of        |
| 1973 | Davey Johnson, 2b     |
|      | Darrell Evans, 3b     |
| 1976 | Willie Montanez, 1b   |
| 1982 | Dale Murphy, of       |
| 1983 | Glenn Hubbard, 2b     |
|      | Dale Murphy, of       |
| 1984 | Dale Murphy, of       |
| 1985 | Dale Murphy, of       |
| 1991 | Tom Glavine, p        |
|      | Ron Gant, of          |
|      | Terry Pendleton, 3b   |
| 1992 | Tom Glavine, p        |
|      | Steve Avery, p        |
| 1993 | Greg Maddux, p        |
|      | David Justice, of     |
|      | Fred McGriff, 1b      |
| 1994 | Greg Maddux, p        |
| 1995 | Greg Maddux, p        |
| 1996 | John Smoltz, p        |
| 1997 | Jeff Blauser, ss      |
|      | Denny Neagle, p       |
| 1998 | Tom Glavine, p        |
| 1999 | Chipper Jones, 3b     |
| 2000 | Tom Glavine, p        |
|      | Chipper Jones, 3b     |
|      | Greg Maddux, p        |
| 2003 | Marcus Giles, 2b      |
|      | Javy Lopez, c         |
|      | Gary Sheffield, of    |
| 2004 | J.D. Drew, of         |
|      | Johnny Estrada, c     |
| 2005 | Andruw Jones, of      |
| 2006 | Andruw Jones, of      |
|      | Brian McCann, c       |
|      | Brian McCann, c       |
| 2010 | Martin Prado, 2b      |
| 2011 | Craig Kimbrel, p      |
|      | Brian McCann, c       |
| 2014 | Craig Kimbrel, p      |
|      | Justin Upton, of      |
| 2016 | Freddie Freeman, 1b   |
| 2018 | Freddie Freeman, 1b   |
| 2019 | Freddie Freeman, 1b   |
|      | Ronald Acuña Jr., of  |
|      | Freddie Freeman, 1b   |
| 2020 | Ronald Acuña Jr., of  |
|      | Marcell Ozuna, dh     |
| 2021 | Freddie Freeman, 1b   |
|      | Ozzie Albies, 2b      |
| 2022 | Michael Harris II, of |
| 2023 | Sean Murphy, c (tie)  |
|      | Ozzie Albies, 2b      |
|      | Austin Riley, 3B      |
|      | Ronald Acuña Jr., of  |



**AP**

**MANAGER OF THE YEAR**

- 1982 Joe Torre
- 1991 Bobby Cox

**LOUISVILLE SLUGGER**

**SILVER SLUGGER AWARD**

- 1982 Dale Murphy, of
- 1983 Dale Murphy, of
- 1984 Dale Murphy, of
- 1985 Dale Murphy, of
- 1991 Ron Gant, of
- Tom Glavine, p
- 1993 David Justice, of
- Fred McGriff, 1b
- 1995 Tom Glavine, p
- 1996 Tom Glavine, p
- 1997 Jeff Blauser, ss
- John Smoltz, p
- 1998 Tom Glavine, p
- 1999 Chipper Jones, 3b
- 2000 Chipper Jones, 3b
- 2003 Mike Hampton, p
- Javy Lopez, c
- Gary Sheffield, of
- 2004 Johnny Estrada, c
- 2005 Andruw Jones, of
- 2006 Brian McCann, c
- 2008 Brian McCann, c
- 2009 Brian McCann, c
- 2010 Brian McCann, c
- 2011 Brian McCann, c
- 2014 Justin Upton, of
- 2018 Nick Markakis, of
- 2019 Freddie Freeman, 1b
- Ozzie Albies, 2b
- Ronald Acuña Jr., of
- 2020 Freddie Freeman, 1b
- Travis d'Arnaud, c
- Ronald Acuña Jr., of
- Marcell Ozuna, dh
- 2021 Freddie Freeman, 1b
- Ozzie Albies, 2b
- Austin Riley, 3b
- Max Fried, p
- 2023 Matt Olson, 1b
- Austin Riley, 3b
- Ronald Acuña Jr., of

Team selected at the end of each season in a poll of N.L. managers and coaches.

**WILSON**

**DEFENSIVE PLAYER OF THE YEAR**

- 2012 Michael Bourn, of
- 2013 Andrelton Simmons, ss
- 2014 Jason Heyward, rf
- Andrelton Simmons, ss
- 2015 Andrelton Simmons, ss
- 2018 Freddie Freeman, 1b
- 2019 Freddie Freeman, 1b

Given to one player at each position across the majors and is MLB's official defensive achievement award.

**RAWLINGS**

**GOLD GLOVE AWARD**

- 1958 Del Crandall, c
- Hank Aaron, of
- 1959 Del Crandall, c
- Hank Aaron, of
- 1960 Del Crandall, c
- Hank Aaron, of
- 1962 Del Crandall, c
- 1965 Joe Torre, c
- 1969 Felix Millan, 2b
- Clete Boyer, 3b
- 1972 Felix Millan, 2b
- 1978 Phil Niekro, p
- 1979 Phil Niekro, p
- 1980 Phil Niekro, p
- 1982 Phil Niekro, p
- 1983 Dale Murphy, of
- Phil Niekro, p
- 1984 Dale Murphy, of
- 1985 Dale Murphy, of
- 1986 Dale Murphy, of
- 1992 Terry Pendleton, 3b
- 1993 Greg Maddux, p
- 1994 Greg Maddux, p
- 1995 Greg Maddux, p
- Marquis Grissom, of
- 1996 Greg Maddux, p
- Marquis Grissom, of
- 1997 Greg Maddux, p
- 1998 Greg Maddux, p
- Andruw Jones, of
- 1999 Greg Maddux, p
- Andruw Jones, of
- 2000 Greg Maddux, p
- Andruw Jones, of
- 2001 Greg Maddux, p
- Andruw Jones, of
- 2002 Greg Maddux, p
- Andruw Jones, of
- 2003 Mike Hampton, p
- Andruw Jones, of
- 2004 Andruw Jones, of
- 2005 Andruw Jones, of
- 2006 Andruw Jones, of
- 2007 Jeff Francoeur, of
- Andruw Jones, of
- 2012 Jason Heyward, of
- 2013 Andrelton Simmons, ss\*\*
- 2014 Jason Heyward, of
- Andrelton Simmons, ss
- 2016 Ender Inciarte, of
- 2017 Ender Inciarte, of
- 2018 Freddie Freeman, 1b
- Ender Inciarte, of
- Nick Markakis, of
- 2020 Max Fried, p
- 2021 Max Fried, p
- Adam Duvall, of
- 2022 Dansby Swanson, ss
- Max Fried, p

Selected in a poll of N.L. managers and coaches

\*\*Platinum Glove winner - One player from each league chosen at the end the season as the best overall fielder

**TOPPS**

**ROOKIE ALL-STAR TEAM**

- 1961 Joe Torre, c
- 1964 Rico Carty, of
- 1969 Bob Didier, c
- 1971 Earl Williams, c
- 1976 Jerry Royster, 3b
- 1978 Bob Horner, 3b
- 1981 Rufino Linares, of
- 1986 Andres Thomas, ss
- 1988 Ron Gant, 2b
- 1990 David Justice, of
- 1993 Greg McMichael, rhp
- 1994 Javy Lopez, c
- Jose Oliva, 3b
- Ryan Klesko, of
- Chipper Jones, 3b
- 1995 Jermaine Dye, of
- 1996 Andruw Jones, of
- 1997 Rafael Furcal, ss
- 2000 Damian Moss, lhp
- 2002 Adam LaRoche, 1b
- 2004 Jeff Francoeur, of
- 2005 Brian McCann, c
- 2009 Tommy Hanson, rhp
- 2010 Jason Heyward, of
- 2011 Craig Kimbrel, rhp
- 2018 Ronald Acuña Jr., of
- A.J. Minter, lhp
- 2019 Mike Soroka, rhp
- 2022 Michael Harris II, of
- Spencer Strider, rhp

**BASEBALL DIGEST**

**ROOKIE ALL-STAR TEAM**

- 1971 Earl Williams, c
- 1978 Bob Horner, 3b
- 1982 Steve Bedrosian, rp
- 1983 Craig McMurry, sp
- 1988 Ron Gant, 2b
- 1990 David Justice, of
- 1994 Javy Lopez, c
- 1995 Chipper Jones, 3b
- Brad Clontz, rp
- 1996 Jermaine Dye, of
- 1997 Andruw Jones, of
- 1998 Kerry Ligtenberg, rp
- 2000 Rafael Furcal, ss
- 2002 Damian Moss, sp
- 2003 Horacio Ramirez, sp
- 2004 Adam LaRoche, 1b
- 2005 Jeff Francoeur, of
- 2008 Jair Jurrjens, sp
- 2010 Jason Heyward, of
- 2011 Freddie Freeman, 1b
- Craig Kimbrel, cl
- 2013 Evan Gattis, c
- Julio Teheran, sp
- 2022 Michael Harris II, of
- Spencer Strider, rhp
- 2022 Craig McMurry, rhp
- 1990 David Justice, of
- 2000 Rafael Furcal, ss
- 2011 Craig Kimbrel, rhp
- 2018 Ronald Acuña Jr., of
- 2022 Michael Harris II, of

**ROOKIE OF THE YEAR**

FRONT OFFICE  
MANAGER & STAFF  
PLAYER BIOS  
SEASON IN REVIEW  
PLAYER DEVELOPMENT  
BRAVES HISTORY  
OPPONENTS  
MISCELLANEOUS

# BRAVES AWARD WINNERS

## PLAYERS CHOICE AWARDS

### PLAYER OF THE YEAR

|      |                      |
|------|----------------------|
| 2005 | Andruw Jones, of     |
| 2020 | Freddie Freeman, 1b  |
| 2023 | Ronald Acuña Jr., of |

### MARVIN MILLER MAN OF THE YEAR

|      |                   |
|------|-------------------|
| 2002 | John Smoltz, p    |
| 2003 | John Smoltz, p    |
| 2012 | Chipper Jones, 3b |

### NL OUTSTANDING PLAYER

|      |                      |
|------|----------------------|
| 1999 | Chipper Jones, 3b    |
| 2005 | Andruw Jones, of     |
| 2020 | Freddie Freeman, 1b  |
| 2023 | Ronald Acuña Jr., of |

### NL OUTSTANDING PITCHER

|      |                  |
|------|------------------|
| 1994 | Greg Maddux, rhp |
| 1995 | Greg Maddux, rhp |
| 1996 | John Smoltz, rhp |
| 1998 | Greg Maddux, rhp |

### NL OUTSTANDING ROOKIE

|      |                       |
|------|-----------------------|
| 1995 | Chipper Jones, 3b     |
| 2000 | Rafael Furcal, ss     |
| 2011 | Craig Kimbrel, p      |
| 2018 | Ronald Acuña Jr., of  |
| 2022 | Michael Harris II, of |

### NL COMEBACK PLAYER

|      |                      |
|------|----------------------|
| 2000 | Andrés Galarraga, 1b |
| 2002 | John Smoltz, p       |
| 2010 | Tim Hudson, p        |
| 2022 | Ronald Acuña Jr., of |

## HANK AARON AWARD

|      |                      |
|------|----------------------|
| 2005 | Andruw Jones, of     |
| 2020 | Freddie Freeman, 1b  |
| 2023 | Ronald Acuña Jr., of |

## ROBERTO CLEMENTE AWARD

|      |                 |
|------|-----------------|
| 1988 | Dale Murphy, of |
| 2005 | John Smoltz, p  |

## COMEBACK PLAYER OF THE YEAR

|      |                  |
|------|------------------|
| 2010 | Tim Hudson, p    |
| 2018 | Jonny Venters, p |

## N.L. PLAYER OF THE MONTH

|                |                     |
|----------------|---------------------|
| May 1959       | Hank Aaron          |
| September 1959 | Eddie Mathews       |
| May 1965       | Joe Torre           |
| June 1967      | Hank Aaron          |
| May 1970       | Rico Carty          |
| August 1973    | Davey Johnson       |
| May 1974       | Ralph Garr          |
| July 1980      | Bob Horner          |
| August 1980    | Dale Murphy         |
| April 1982     | Dale Murphy         |
| September 1982 | Claudell Washington |
| September 1983 | Dale Murphy         |
| September 1984 | Dale Murphy         |

## N.L. PLAYER OF THE MONTH, CONT.

|                |                  |
|----------------|------------------|
| April 1985     | Dale Murphy      |
| August 1986    | Dale Murphy      |
| August 1990    | David Justice    |
| April 1991     | David Justice    |
| July 1993      | Fred McGriff     |
| June 2005      | Andruw Jones     |
| August 2005    | Andruw Jones     |
| August 2007    | Mark Teixeira    |
| May 2010       | Troy Glaus       |
| August 2011    | Dan Uggla        |
| April 2013     | Justin Upton     |
| September 2016 | Freddie Freeman  |
| September 2020 | Freddie Freeman  |
| April 2021     | Ronald Acuña Jr. |
| July 2022      | Austin Riley     |
| April 2023     | Ronald Acuña Jr. |
| June 2023      | Ronald Acuña Jr. |
| September 2023 | Ronald Acuña Jr. |

## N.L. PITCHER OF THE MONTH

|                |                  |
|----------------|------------------|
| July 1958      | Joey Jay         |
| August 1958    | Lew Burdette     |
| August 1960    | Warren Spahn     |
| August 1961    | Warren Spahn     |
| June 1974      | Buzz Capra       |
| June 1976      | Andy Messersmith |
| August 1981    | Rick Camp        |
| April 1983     | Pascual Pérez    |
| April 1991     | Tom Glavine      |
| July 1992      | Tom Glavine      |
| August 1993    | Greg Maddux      |
| July 1995      | Greg Maddux      |
| September 1995 | Greg Maddux      |
| April 1996     | John Smoltz      |
| May 1996       | John Smoltz      |
| April 1997     | Tom Glavine      |
| April 1998     | Tom Glavine      |
| June 1998      | Greg Maddux      |
| April 1999     | John Smoltz      |
| August 1999    | Greg Maddux      |
| September 2000 | Greg Maddux      |
| June 2001      | Greg Maddux      |
| July 2001      | Greg Maddux      |
| July 2004      | Russ Ortiz       |
| September 2009 | Jair Jurrjens    |
| August 2010    | Tim Hudson       |
| September 2010 | Derek Lowe       |
| May 2011       | Jair Jurrjens    |
| August 2012    | Kris Medlen      |
| September 2012 | Kris Medlen      |
| September 2013 | Kris Medlen      |
| September 2021 | Max Fried        |

## N.L. ROOKIE OF THE MONTH

|                |                   |
|----------------|-------------------|
| June 2008      | Jair Jurrjens     |
| June 2009      | Tommy Hanson      |
| April 2010     | Jason Heyward     |
| May 2010       | Jason Heyward     |
| June 2011      | Craig Kimbrel     |
| July 2011      | Freddie Freeman   |
| August 2011    | Craig Kimbrel     |
| June 2012      | Andrelton Simmons |
| April 2013     | Evan Gattis       |
| May 2013       | Evan Gattis       |
| August 2018    | Ronald Acuña Jr.  |
| May 2019       | Austin Riley      |
| June 2022      | Michael Harris II |
| July 2022      | Spencer Strider   |
| August 2022    | Michael Harris II |
| September 2022 | Michael Harris II |

# BRAVES SELECTED FOR THE ALL-STAR GAME

|      |   |      |                      |      |  |
|------|---|------|----------------------|------|--|
| 1933 | Wally Berger, of  | 1963 | Hank Aaron, of       | 1999 | Brian Jordan, of                                 |
| 1934 | Wally Berger, of<br>Fred Frankhouse, p  |      | Warren Spahn, p      |      | Kevin Millwood, p                                |
| 1935 | Wally Berger, of  | 1964 | Hank Aaron, of       | 2000 | Andres Galarraga, 1b<br>Tom Glavine, p           |
| 1936 | Wally Berger, of  |      | Joe Torre, c         |      | Andruw Jones, of                                 |
| 1937 | Gene Moore, of  | 1965 | Hank Aaron, of       |      | Chipper Jones, 3b                                |
| 1938 | Tony Cuccinello, 2b<br>Jim Turner, p  |      | Joe Torre, c         | 2001 | Greg Maddux, p<br>John Burkett, p                |
| 1939 | Lou Fette, p  | 1966 | Hank Aaron, of       |      | Chipper Jones, 3b                                |
| 1940 | Max West, of  |      | Felipe Alou, of      | 2002 | Tom Glavine, p                                   |
| 1941 | Eddie Miller, ss  | 1967 | Hank Aaron, of       |      | Andruw Jones, of                                 |
| 1942 | Ernie Lombardi, c<br>Eddie Miller, ss   |      | Joe Torre, c         | 2003 | Mike Remlinger, p<br>Marcus Giles, 2b            |
| 1943 | Al Javery, p  | 1968 | Hank Aaron, of       |      | Rafael Furcal, ss                                |
| 1944 | Nate Andrews, p<br>Al Javery, p<br>Connie Ryan, 2b  |      | Felipe Alou, of      |      | Andruw Jones, of                                 |
| 1945 | No game   | 1969 | Hank Aaron, of       |      | Javy Lopez, c                                    |
| 1946 | Mort Cooper, p<br>Johnny Hopp, of<br>Phil Masi, c   |      | Joe Torre, c         |      | Russ Ortiz, p                                    |
| 1947 | Bob Elliott, 3b<br>Phil Masi, c<br>Johnny Sain, p<br>Warren Spahn, p  | 1970 | Hank Aaron, of       | 2004 | Gary Sheffield, of                               |
| 1948 | Bob Elliott, 3b<br>Tommy Holmes, of<br>Phil Masi, c<br>Johnny Sain, p   |      | Rico Carty, of       | 2005 | Johnny Estrada, c                                |
| 1949 | Eddie Stanky, 2b<br>Vern Bickford, p<br>Warren Spahn, p   | 1971 | Felix Millan, 2b     |      | Andruw Jones, of                                 |
| 1950 | Walker Cooper, c<br>Warren Spahn, p   |      | Hoyt Wilhelm, p      | 2006 | John Smoltz, p                                   |
| 1951 | Bob Elliott, 3b<br>Warren Spahn, p  | 1972 | Hank Aaron, of       |      | Andruw Jones, of                                 |
| 1952 | Warren Spahn, p   | 1973 | Hank Aaron, of       |      | Brian McCann, c                                  |
| 1953 | Del Crandall, c<br>Eddie Mathews, 3b  |      | Hank Aaron, of       | 2007 | Edgar Renteria, ss                               |
| 1954 | Warren Spahn, p<br>Gene Conley, p<br>Jim Wilson, p<br>Del Crandall, c   | 1974 | Hank Aaron, of       |      | Brian McCann, c                                  |
| 1955 | Warren Spahn, p<br>Hank Aaron, of<br>Gene Conley, p<br>Del Crandall, c  |      | Hank Aaron, of       | 2008 | John Smoltz, p                                   |
| 1956 | Johnny Logan, ss<br>Eddie Mathews, 3b   | 1975 | Hank Aaron, of       | 2009 | Chipper Jones, 3b                                |
| 1957 | Hank Aaron, of<br>Lew Burdette, p<br>Johnny Logan, ss<br>Eddie Mathews, 3b  | 1976 | Hank Aaron, of       | 2010 | Brian McCann, c                                  |
| 1958 | Red Schoendienst, 2b<br>Warren Spahn, p<br>Hank Aaron, of<br>Del Crandall, c<br>Johnny Logan, ss<br>Eddie Mathews, 3b |      | Darrell Evans, 3b    |      | Jason Heyward, of                                |
| 1959 | Don McMahon, p<br>Warren Spahn, p<br>Hank Aaron, of<br>Lew Burdette, p<br>Del Crandall, c<br>Eddie Mathews, 3b        | 1977 | Hank Aaron, of       |      | Tim Hudson, p                                    |
| 1960 | Warren Spahn, p<br>Hank Aaron, of<br>Joe Adcock, 1b<br>Bob Buhl, p<br>Del Crandall, c                                 | 1978 | Hank Aaron, of       |      | Omar Infante, inf                                |
| 1961 | Eddie Mathews, 3b<br>Hank Aaron, of<br>Frank Bolling, 2b<br>Eddie Mathews, 3b   |      | Davey Johnson, 2b    | 2011 | <b>Brian McCann, c (MVP)</b><br>Martin Prado, 2b |
| 1962 | Warren Spahn, p<br>Hank Aaron, of<br>Frank Bolling, 2b<br>Del Crandall, c<br>Bob Shaw, p<br>Warren Spahn, p           | 1979 | Hank Aaron, of       |      | Billy Wagner, p                                  |
|      | <b>Second game addition:</b><br>Henry Aaron, of (missed first game due to injury)                                     | 1980 | Hank Aaron, of       |      | Chipper Jones, 3b                                |
|      | Eddie Mathews, 3b   | 1981 | Hank Aaron, of       | 2012 | Jair Jurrjens, p                                 |
|      |   | 1982 | Hank Aaron, of       |      | Craig Kimbrel, p                                 |
|      |   | 1983 | Hank Aaron, of       | 2013 | Brian McCann, c                                  |
|      |   |      | Ralph Garr, of       |      | Jonny Venters, p                                 |
|      |   | 1974 | Hank Aaron, of       |      | Michael Bourn, of                                |
|      |   | 1975 | Hank Aaron, of       |      | Chipper Jones, 3b                                |
|      |   | 1976 | Hank Aaron, of       | 2014 | Freddie Freeman, 1b                              |
|      |   | 1977 | Hank Aaron, of       |      | Craig Kimbrel, p                                 |
|      |   | 1978 | Hank Aaron, of       | 2015 | Brian McCann, c                                  |
|      |   | 1979 | Hank Aaron, of       |      | Freddie Freeman, 1b                              |
|      |   | 1980 | Hank Aaron, of       | 2016 | Craig Kimbrel, p                                 |
|      |   | 1981 | Hank Aaron, of       | 2017 | Julio Teheran, p                                 |
|      |   | 1982 | Hank Aaron, of       | 2018 | Ender Inciarte, of                               |
|      |   | 1983 | Hank Aaron, of       |      | Ozzie Albies, 2b                                 |
|      |   | 1984 | Hank Aaron, of       |      | Mike Foltynewicz, p                              |
|      |   | 1985 | Hank Aaron, of       | 2019 | Freddie Freeman, 1b                              |
|      |   | 1986 | Hank Aaron, of       |      | Nick Markakis, of                                |
|      |   | 1987 | Hank Aaron, of       |      | Freddie Freeman, 1b                              |
|      |   | 1988 | Hank Aaron, of       |      | Ronald Acuña Jr., of                             |
|      |   | 1989 | Hank Aaron, of       | 2021 | Mike Soroka, rhp                                 |
|      |   | 1990 | Hank Aaron, of       |      | Freddie Freeman, 1b                              |
|      |   | 1991 | Hank Aaron, of       |      | Ronald Acuña Jr., of                             |
|      |   | 1992 | Hank Aaron, of       | 2022 | Ozzie Albies, 2b                                 |
|      |   | 1993 | Hank Aaron, of       |      | Ronald Acuna Jr., of                             |
|      |   | 1994 | Hank Aaron, of       |      | William Contreras, c                             |
|      |   | 1995 | Hank Aaron, of       |      | Travis d'Arnaud, c                               |
|      |   | 1996 | Hank Aaron, of       |      | Max Fried, lhp                                   |
|      |   | 1997 | Hank Aaron, of       |      | Austin Riley, 3b                                 |
|      |   | 1998 | Hank Aaron, of       | 2023 | Dansby Swanson, ss                               |
|      |   |      | Warren Spahn, p      |      | Ronald Acuna Jr., of                             |
|      |   |      | Chipper Jones, 3b    |      | Ozzie Albies, 2b                                 |
|      |   |      | Tom Glavine, p       |      | Orlando Arcia, SS                                |
|      |   |      | John Smoltz, p       |      | Bryce Elder, p                                   |
|      |   |      | Greg Maddux, p       |      | Sean Murphy, c                                   |
|      |   |      | Fred McGriff, 1b     |      | Matt Olson, 1b                                   |
|      |   |      | Tom Glavine, p       |      | Austin Riley, 3b                                 |
|      |   |      | Chipper Jones, 3b    |      | Spencer Strider, p                               |
|      |   |      | John Smoltz, p       |      |  |
|      |   |      | Mark Wohlers, p      |      |  |
|      |   |      | Jeff Blausner, ss    |      |  |
|      |   |      | Tom Glavine, p       |      |  |
|      |   |      | Chipper Jones, 3b    |      |  |
|      |   |      | Kenny Lofton, of     |      |  |
|      |   |      | Javy Lopez, c        |      |  |
|      |   |      | Greg Maddux, p       |      |  |
|      |   |      | Denny Neagle, p      |      |  |
|      |   |      | Andres Galarraga, 1b |      |  |
|      |   |      | Tom Glavine, p       |      |  |
|      |   |      | Chipper Jones, 3b    |      |  |
|      |   |      | Javy Lopez, c        |      |  |
|      |   |      | Greg Maddux, p       |      |  |
|      |   |      | Walt Weiss, ss       |      |  |

# BRAVES PITCHING FEATS

## 20-GAME WINNERS

(SINCE 1900, BY MOST WINS)

|      |                 |       |
|------|-----------------|-------|
| 1902 | Togie Pittinger | 27-16 |
| 1902 | Vic Willis      | 27-20 |
| 1914 | Bill James      | 26-7  |
| 1914 | Dick Rudolph    | 26-10 |
| 1996 | John Smoltz     | 24-8  |
| 1965 | Tony Cloninger  | 24-11 |
| 1948 | Johnny Sain     | 24-15 |
| 1953 | Warren Spahn    | 23-7  |
| 1963 | Warren Spahn    | 23-7  |
| 1969 | Phil Niekro     | 23-13 |
| 1993 | Tom Glavine     | 22-6  |
| 1958 | Warren Spahn    | 22-11 |
| 1951 | Warren Spahn    | 22-14 |
| 1915 | Dick Rudolph    | 22-19 |
| 2022 | Kyle Wright     | 21-5  |
| 2003 | Russ Ortiz      | 21-7  |
| 2000 | Tom Glavine     | 21-9  |
| 1947 | Warren Spahn    | 21-10 |
| 1960 | Warren Spahn    | 21-10 |
| 1957 | Warren Spahn    | 21-11 |
| 1947 | Johnny Sain     | 21-12 |
| 1954 | Warren Spahn    | 21-12 |
| 1961 | Warren Spahn    | 21-13 |
| 1949 | Warren Spahn    | 21-14 |
| 1959 | Lew Burdette    | 21-15 |
| 1959 | Warren Spahn    | 21-15 |
| 1950 | Warren Spahn    | 21-17 |
| 1979 | Phil Niekro     | 21-20 |
| 2023 | Spencer Strider | 20-5  |
| 1997 | Denny Neagle    | 20-5  |
| 1998 | Tom Glavine     | 20-6  |
| 1992 | Tom Glavine     | 20-8  |
| 1933 | Ben Cantwell    | 20-10 |
| 1937 | Lou Fette       | 20-10 |
| 1958 | Lew Burdette    | 20-10 |
| 1993 | Greg Maddux     | 20-10 |
| 1937 | Jim Turner      | 20-11 |
| 1956 | Warren Spahn    | 20-11 |
| 1991 | Tom Glavine     | 20-11 |
| 1950 | Johnny Sain     | 20-13 |
| 1974 | Phil Niekro     | 20-13 |
| 1900 | Bill Dineen     | 20-14 |
| 1921 | Joe Oeschger    | 20-14 |
| 1946 | Johnny Sain     | 20-14 |
| 1901 | Vic Willis      | 20-17 |
| 1905 | Irv Young       | 20-21 |

## N.L. WIN LEADERS

(BY YEAR)

|      |                    |    |
|------|--------------------|----|
| 1877 | Tommy Bond         | 40 |
| 1878 | Tommy Bond         | 40 |
| 1888 | John Clarkson      | 33 |
| 1889 | John Clarkson      | 49 |
| 1897 | Kid Nichols        | 31 |
| 1898 | Kid Nichols        | 32 |
| 1914 | Dick Rudolph (Tie) | 27 |
| 1948 | Johnny Sain        | 24 |
| 1949 | Warren Spahn       | 21 |
| 1950 | Warren Spahn       | 20 |
| 1953 | Warren Spahn (Tie) | 23 |
| 1957 | Warren Spahn       | 21 |
| 1958 | Warren Spahn (Tie) | 22 |
| 1959 | Warren Spahn (Tie) | 21 |
| 1960 | Warren Spahn (Tie) | 21 |
| 1961 | Warren Spahn (Tie) | 21 |
| 1974 | Phil Niekro (Tie)  | 20 |
| 1979 | Phil Niekro (Tie)  | 21 |
| 1991 | Tom Glavine (Tie)  | 20 |
| 1992 | Tom Glavine (Tie)  | 20 |
| 1993 | Tom Glavine (Tie)  | 22 |
| 1994 | Greg Maddux (Tie)  | 16 |
| 1995 | Greg Maddux        | 19 |
| 1996 | John Smoltz        | 24 |
| 1997 | Denny Neagle       | 20 |
| 1998 | Tom Glavine        | 20 |
| 2000 | Tom Glavine        | 21 |
| 2003 | Russ Ortiz         | 21 |
| 2006 | John Smoltz (Tie)  | 16 |
| 2022 | Kyle Wright        | 21 |
| 2023 | Spencer Strider    | 20 |

## N.L. STRIKEOUT LEADERS

(BY YEAR)

|      |                    |     |
|------|--------------------|-----|
| 1877 | Tommy Bond         | 170 |
| 1878 | Tommy Bond         | 182 |
| 1883 | Jim Whitney        | 345 |
| 1889 | John Clarkson      | 284 |
| 1902 | Vic Willis         | 225 |
| 1949 | Warren Spahn       | 151 |
| 1950 | Warren Spahn       | 191 |
| 1951 | Warren Spahn (Tie) | 164 |
| 1952 | Warren Spahn       | 183 |
| 1977 | Phil Niekro        | 262 |
| 1992 | John Smoltz        | 215 |
| 1996 | John Smoltz        | 276 |
| 2023 | Spencer Strider    | 281 |

## N.L. ERA LEADERS

(BY YEAR)

|      |               |      |
|------|---------------|------|
| 1879 | Tommy Bond    | 1.96 |
| 1899 | John Clarkson | 2.73 |
| 1937 | Jim Turner    | 2.38 |
| 1947 | Warren Spahn  | 2.33 |
| 1951 | Chet Nichols  | 2.88 |
| 1953 | Warren Spahn  | 2.10 |
| 1956 | Lew Burdette  | 2.71 |
| 1961 | Warren Spahn  | 3.01 |
| 1967 | Phil Niekro   | 1.87 |
| 1974 | Buzz Capra    | 2.28 |
| 1993 | Greg Maddux   | 2.36 |
| 1994 | Greg Maddux   | 1.56 |
| 1995 | Greg Maddux   | 1.63 |
| 1998 | Greg Maddux   | 2.22 |

## 12 CONSECUTIVE WINS

|    |                   |      |
|----|-------------------|------|
| 14 | John Smoltz       | 1996 |
| 13 | Charlie Buffinton | 1884 |
| 13 | Tom Glavine       | 1992 |
| 12 | Dick Rudolph      | 1914 |

## TOP WINNING PERCENTAGE

Below are the top career winning percentages by a pitcher in franchise history.  
(since 1900, minimum 100 decisions)

### RIGHT-HANDERS

| Pitcher           | Years     | Won-Lost | Pct. |
|-------------------|-----------|----------|------|
| 1. Greg Maddux    | 1993-2003 | 194-88   | .688 |
| 2. Kevin Millwood | 1997-2002 | 75-46    | .620 |
| 3. Tim Hudson     | 2005-13   | 113-72   | .611 |
| 4. Bob Buhl       | 1953-62   | 109-72   | .602 |
| 5. Lew Burdette   | 1951-63   | 179-120  | .599 |

### LEFT-HANDERS

| Pitcher                 | Years          | Won-Lost | Pct. |
|-------------------------|----------------|----------|------|
| 1. Tom Glavine          | 1987-2002, '08 | 244-147  | .624 |
| 2. Warren Spahn         | 1942-64        | 356-229  | .609 |
| 3. Steve Avery          | 1990-96        | 72-62    | .537 |
| 4. George "Lefty" Tyler | 1910-17        | 92-92    | .500 |
| 5. Denny Lemaster       | 1962-67        | 58-59    | .496 |



## BRAVES NO-HITTERS

| Date         | Pitcher/Opponent  | D/N        | Score |
|--------------|---|------------|-------|
| 8/6/1892     | Jack Stivetts vs. Brooklyn .....                              | Day .....  | 11-0  |
| 8/7/1899     | Vic Willis vs. Washington .....                               | Day .....  | 7-1   |
| 5/8/1907     | Frank Pfeffer vs. Cincinnati.....                             | Day .....  | 6-0   |
| 9/9/1914 [2] | George Davis vs. Philadelphia .....                           | Day .....  | 7-0   |
| 6/16/1916    | Tom Hughes vs. Pittsburgh.....                                | Day .....  | 2-0   |
| 4/27/1944    | Jim Tobin vs. Brooklyn.....                                   | Day .....  | 2-0   |
| 8/11/1950    | Vern Bickford vs. Brooklyn .....                              | Night..... | 7-0   |
| 6/12/1954    | Jim Wilson vs. Philadelphia .....                             | Day .....  | 2-0   |
| 8/18/1960    | Lew Burdette vs. Philadelphia .....                           | Night..... | 1-0   |
| 9/16/1960    | Warren Spahn vs. Philadelphia .....                           | Night..... | 4-0   |
| 4/28/1961    | Warren Spahn vs. San Francisco .....                          | Night..... | 1-0   |
| 8/5/1973     | Phil Niekro vs. San Diego.....                                | Day .....  | 9-0   |
| 9/11/1991    | Kent Mercker, Mark Wohlers, Alejandro Pena vs. San Diego..... | Night..... | 1-0   |
| 4/8/1994     | Kent Mercker at Los Angeles .....                             | Night..... | 6-0   |

## NO-HIT GAMES VS. BRAVES

| Date         | Pitcher/Opponent  | D/N        | Score |
|--------------|---|------------|-------|
| 8/19/1880    | Larry Corcoran, at Chicago.....   | Day .....  | 6-0   |
| 4/22/1898    | Jim Hughes, at Baltimore .....  | Day .....  | 8-0   |
| 7/8/1898     | Red Donahue, at Philadelphia .....  | Day .....  | 5-0   |
| 9/5/1908 [2] | Nap Rucker, at Brooklyn .....   | Day .....  | 6-0   |
| 7/17/1924    | Jesse Haines, at St. Louis.....   | Day .....  | 5-0   |
| 6/11/1938    | Johnny Vander Meer, at Cincinnati.....  | Day .....  | 3-0   |
| 5/15/1944    | Clyde Shoun, at Cincinnati.....   | Day .....  | 1-0   |
| 4/23/1946    | Ed Head, at Brooklyn.....   | Day .....  | 5-0   |
| 6/18/1947    | Ewell Blackwell, at Cincinnati.....   | Night..... | 6-0   |
| 5/6/1951 [2] | Cliff Chambers, vs. Pittsburgh (at Boston).....                                 | Day .....  | 3-0   |
| 6/18/1967    | Don Wilson, at Houston.....   | Day .....  | 2-0   |
| 8/18/1969    | Ken Holtzman, at Chicago .....  | Day .....  | 3-0   |
| 9/29/1976    | John Montefusco, San Francisco (at Atlanta) .....                               | Day .....  | 9-0   |
| 4/7/1979     | Ken Forsch, at Houston .....  | Day .....  | 6-0   |
| 5/18/2004    | Randy Johnson, Arizona (at Atlanta) - perfect game.....                         | Night..... | 2-0   |
| 4/17/2010    | Ubaldo Jimenez, Colorado (at Atlanta).....                                      | Night..... | 4-0   |
| 9/1/2014     | Cole Hamels, Jake Diekman, Ken Giles, Jonathan Papelbon, Phila. (at Atlanta) .. | Day .....  | 7-0   |

## BEST PITCHING STARTS

In research dating back to 1900, the Elias Sports Bureau found the following Braves who started a season with a record of at least 6-0.

| Pitcher          | Start | Year | Notes  |
|------------------|-------|------|--|
| Ed Brandt        | 8-0   | 1931 | In consecutive starts, all complete games.                 |
| Warren Spahn     | 8-0   | 1947 | Covered eight starts plus a no-decision in relief.         |
| Jim Wilson       | 8-0   | 1954 | In eight consecutive starts.                               |
| Lew Burdette     | 7-0   | 1953 | In 19 games, no starts                                     |
| Larry McWilliams | 7-0   | 1978 | Was called up from minors on July 17;                      |
| Rick Mahler      | 7-0   | 1985 | In seven consecutive starts.                               |
| *Pete Smith      | 7-0   | 1992 | Covered 11 starts and 1 relief appearance.                 |
| Tom Glavine      | 7-0   | 1993 | In 10 starts.  |
| Denny Neagle     | 7-0   | 1997 | In 10 starts.  |
| Mike Remlinger   | 7-0   | 2002 | All in relief (57 games).                                  |
| Oscar Villarreal | 7-0   | 2006 | All in relief (31 games).                                  |
| *Max Fried       | 7-0   | 2020 | Over 11 starts in 60-game 2020 season                      |
| George Stone     | 6-0   | 1969 | In 13 games with three wins as a starter.                  |
| Ron Reed         | 6-0   | 1968 | In nine games, six starts, with all the wins as a starter. |
| Warren Spahn     | 6-0   | 1958 | In seven starts.   |
| Max Surkont      | 6-0   | 1953 | In eight games, seven starts, with all wins as a starter.  |
| Huck Betts       | 6-0   | 1932 | In 10 games, eight starts, with five wins as a starter.    |
| Frank Miller     | 6-0   | 1922 | In 10 games, six starts, with five wins as a starter.      |

**\*Finished the season with a perfect record**

# ATLANTA PITCHING – CAREER TOP 10

## GAMES

|                       |     |
|-----------------------|-----|
| John Smoltz .....     | 708 |
| Phil Niekro .....     | 689 |
| Gene Garber .....     | 557 |
| Tom Glavine .....     | 518 |
| Rick Camp .....       | 414 |
| Mark Wohlers .....    | 388 |
| Greg Maddux .....     | 363 |
| Peter Moylan .....    | 356 |
| Eric O’Flaherty ..... | 356 |
| Steve Bedrosian ..... | 350 |

## INNINGS PITCHED

|                     |        |
|---------------------|--------|
| Phil Niekro .....   | 4533.0 |
| Tom Glavine .....   | 3408.0 |
| John Smoltz .....   | 3395.0 |
| Greg Maddux .....   | 2526.2 |
| Tim Hudson .....    | 1573.0 |
| Rick Mahler .....   | 1558.2 |
| Ron Reed .....      | 1419.2 |
| Julio Teheran ..... | 1360.0 |
| Pat Jarvis .....    | 1244.2 |
| Steve Avery .....   | 1222.1 |

## WINS

|                      |     |
|----------------------|-----|
| Phil Niekro .....    | 266 |
| Tom Glavine .....    | 244 |
| John Smoltz .....    | 210 |
| Greg Maddux .....    | 194 |
| Tim Hudson .....     | 113 |
| Pat Jarvis .....     | 83  |
| Ron Reed .....       | 80  |
| Rick Mahler .....    | 79  |
| Julio Teheran .....  | 77  |
| Kevin Millwood ..... | 75  |

## ERA (1,000 IP)

|                      |      |
|----------------------|------|
| Greg Maddux .....    | 2.63 |
| Phil Niekro .....    | 3.20 |
| John Smoltz .....    | 3.26 |
| Tom Glavine .....    | 3.41 |
| Tim Hudson .....     | 3.56 |
| Pat Jarvis .....     | 3.59 |
| Julio Teheran .....  | 3.67 |
| Kevin Millwood ..... | 3.73 |
| Ron Reed .....       | 3.74 |
| Steve Avery .....    | 3.83 |

## GAMES STARTED

|                     |     |
|---------------------|-----|
| Phil Niekro .....   | 594 |
| Tom Glavine .....   | 518 |
| John Smoltz .....   | 466 |
| Greg Maddux .....   | 363 |
| Tim Hudson .....    | 243 |
| Julio Teheran ..... | 226 |
| Rick Mahler .....   | 218 |
| Ron Reed .....      | 203 |
| Steve Avery .....   | 201 |
| Pat Jarvis .....    | 169 |

## COMPLETE GAMES

|                      |     |
|----------------------|-----|
| Phil Niekro .....    | 226 |
| Greg Maddux .....    | 61  |
| John Smoltz .....    | 53  |
| Tom Glavine .....    | 52  |
| Ron Reed .....       | 47  |
| Pat Jarvis .....     | 42  |
| Rick Mahler .....    | 36  |
| Carl Morton .....    | 29  |
| George Stone .....   | 20  |
| Ken Johnson .....    | 18  |
| Denny Lemaster ..... | 18  |

## SHUTOUTS

|                    |    |
|--------------------|----|
| Phil Niekro .....  | 43 |
| Tom Glavine .....  | 22 |
| Greg Maddux .....  | 21 |
| John Smoltz .....  | 16 |
| Pat Jarvis .....   | 8  |
| Carl Morton .....  | 8  |
| Dick Ruthven ..... | 7  |
| Steve Avery .....  | 6  |
| Rick Mahler .....  | 6  |
| Denny Neagle ..... | 6  |
| Ron Reed .....     | 6  |
| Zane Smith .....   | 6  |

## SAVES

|                       |     |
|-----------------------|-----|
| Craig Kimbrel .....   | 186 |
| John Smoltz .....     | 154 |
| Gene Garber .....     | 141 |
| Mark Wohlers .....    | 112 |
| John Rocker .....     | 83  |
| Cecil Upshaw .....    | 78  |
| Rick Camp .....       | 57  |
| Mike Stanton .....    | 55  |
| Jim Johnson .....     | 51  |
| Arodys Vizcaíno ..... | 50  |

## STRIKEOUTS

|                      |      |
|----------------------|------|
| John Smoltz .....    | 3011 |
| Phil Niekro .....    | 2855 |
| Tom Glavine .....    | 2091 |
| Greg Maddux .....    | 1828 |
| Julio Teheran .....  | 1184 |
| Tim Hudson .....     | 997  |
| Kevin Millwood ..... | 840  |
| Steve Avery .....    | 815  |
| Ron Reed .....       | 778  |
| Rick Mahler .....    | 765  |

## WALKS

|                     |      |
|---------------------|------|
| Phil Niekro .....   | 1425 |
| Tom Glavine .....   | 1177 |
| John Smoltz .....   | 992  |
| Rick Mahler .....   | 501  |
| Tim Hudson .....    | 464  |
| Julio Teheran ..... | 458  |
| Greg Maddux .....   | 383  |
| Steve Avery .....   | 371  |
| Zane Smith .....    | 366  |
| Pat Jarvis .....    | 364  |

## LOSSES

|                     |     |
|---------------------|-----|
| Phil Niekro .....   | 227 |
| Tom Glavine .....   | 147 |
| John Smoltz .....   | 147 |
| Rick Mahler .....   | 89  |
| Greg Maddux .....   | 88  |
| Ron Reed .....      | 88  |
| Gene Garber .....   | 73  |
| Julio Teheran ..... | 73  |
| Tim Hudson .....    | 72  |
| Pat Jarvis .....    | 72  |

## HITS ALLOWED

|                     |      |
|---------------------|------|
| Phil Niekro .....   | 4136 |
| Tom Glavine .....   | 3241 |
| John Smoltz .....   | 2979 |
| Greg Maddux .....   | 2273 |
| Rick Mahler .....   | 1656 |
| Tim Hudson .....    | 1490 |
| Ron Reed .....      | 1424 |
| Julio Teheran ..... | 1189 |
| Steve Avery .....   | 1180 |
| Pat Jarvis .....    | 1143 |

# FRANCHISE PITCHING – CAREER TOP 10

## GAMES

|                    |     |
|--------------------|-----|
| Phil Niekro .....  | 740 |
| Warren Spahn.....  | 714 |
| John Smoltz .....  | 708 |
| Kid Nichols.....   | 557 |
| Gene Garber.....   | 557 |
| Tom Glavine .....  | 518 |
| Lew Burdette.....  | 468 |
| Rick Camp .....    | 414 |
| Mark Wohlers ..... | 388 |
| Greg Maddux.....   | 363 |

## INNINGS PITCHED

|                   |        |
|-------------------|--------|
| Warren Spahn..... | 5046.0 |
| Phil Niekro ..... | 4622.2 |
| Kid Nichols.....  | 4538.0 |
| Tom Glavine ..... | 3408.0 |
| John Smoltz ..... | 3395.0 |
| Lew Burdette..... | 2638.0 |
| Vic Willis .....  | 2575.0 |
| Greg Maddux.....  | 2526.2 |
| Jim Whitney ..... | 2263.2 |
| Tommy Bond .....  | 2127.1 |

## WINS

|                    |     |
|--------------------|-----|
| Warren Spahn.....  | 356 |
| Kid Nichols.....   | 328 |
| Phil Niekro .....  | 268 |
| Tom Glavine .....  | 244 |
| John Smoltz .....  | 210 |
| Greg Maddux.....   | 194 |
| Lew Burdette.....  | 179 |
| Vic Willis .....   | 151 |
| John Clarkson..... | 150 |
| Tommy Bond .....   | 149 |

## ERA (1,000 IP, SINCE 1900)

|                     |      |
|---------------------|------|
| Dick Rudolph.....   | 2.62 |
| Greg Maddux.....    | 2.63 |
| Vic Willis .....    | 2.88 |
| Warren Spahn.....   | 3.05 |
| Lefty Tyler .....   | 3.06 |
| Jesse Barnes.....   | 3.07 |
| Togie Pittenge..... | 3.08 |
| Irv Young.....      | 3.15 |
| Phil Niekro .....   | 3.20 |
| John Smoltz .....   | 3.26 |

## GAMES STARTED

|                   |     |
|-------------------|-----|
| Warren Spahn..... | 635 |
| Phil Niekro ..... | 595 |
| Tom Glavine ..... | 518 |
| Kid Nichols.....  | 502 |
| John Smoltz ..... | 466 |
| Greg Maddux.....  | 363 |
| Lew Burdette..... | 330 |
| Vic Willis .....  | 302 |
| Jim Whitney ..... | 254 |
| Tim Hudson.....   | 243 |

## COMPLETE GAMES

|                         |     |
|-------------------------|-----|
| Kid Nichols.....        | 477 |
| Warren Spahn.....       | 374 |
| Vic Willis .....        | 268 |
| Jim Whitney .....       | 242 |
| John Clarkson.....      | 226 |
| Phil Niekro .....       | 226 |
| Tommy Bond .....        | 225 |
| Jack Stivetts.....      | 176 |
| Dick Rudolph.....       | 171 |
| Charlie Buffinton ..... | 166 |

## SHUTOUTS

|                   |    |
|-------------------|----|
| Warren Spahn..... | 63 |
| Kid Nichols.....  | 44 |
| Phil Niekro ..... | 43 |
| Lew Burdette..... | 30 |
| Tommy Bond .....  | 29 |
| Dick Rudolph..... | 27 |
| Vic Willis .....  | 26 |
| Tom Glavine ..... | 22 |
| Lefty Tyler ..... | 22 |
| Greg Maddux.....  | 21 |

## SAVES

|                       |     |
|-----------------------|-----|
| Craig Kimbrel .....   | 186 |
| John Smoltz .....     | 154 |
| Gene Garber.....      | 141 |
| Mark Wohlers .....    | 112 |
| John Rocker .....     | 83  |
| Cecil Upshaw .....    | 78  |
| Rick Camp .....       | 57  |
| Mike Stanton .....    | 55  |
| Jim Johnson .....     | 51  |
| Don McMahon.....      | 50  |
| Arodys Vizcaino ..... | 50  |

## STRIKEOUTS

|                     |      |
|---------------------|------|
| John Smoltz .....   | 3011 |
| Phil Niekro .....   | 2912 |
| Warren Spahn.....   | 2493 |
| Tom Glavine .....   | 2091 |
| Greg Maddux.....    | 1828 |
| Kid Nichols.....    | 1672 |
| Julio Teheran ..... | 1184 |
| Vic Willis .....    | 1161 |
| Jim Whitney .....   | 1157 |
| Tim Hudson.....     | 997  |

## WALKS

|                    |      |
|--------------------|------|
| Phil Niekro .....  | 1458 |
| Warren Spahn.....  | 1378 |
| Tom Glavine .....  | 1177 |
| Kid Nichols.....   | 1159 |
| John Smoltz .....  | 992  |
| Vic Willis .....   | 854  |
| Bob Buhl.....      | 782  |
| Lefty Tyler .....  | 678  |
| John Clarkson..... | 676  |
| Jack Stivetts..... | 651  |

## LOSSES

|                   |     |
|-------------------|-----|
| Phil Niekro ..... | 230 |
| Warren Spahn..... | 229 |
| Kid Nichols.....  | 180 |
| Vic Willis .....  | 149 |
| Tom Glavine ..... | 147 |
| John Smoltz ..... | 147 |
| Jim Whitney ..... | 121 |
| Lew Burdette..... | 120 |
| Bob Smith .....   | 120 |
| Ed Brandt .....   | 119 |

## HITS ALLOWED

|                   |      |
|-------------------|------|
| Warren Spahn..... | 4620 |
| Kid Nichols.....  | 4434 |
| Phil Niekro ..... | 4224 |
| Tom Glavine ..... | 3241 |
| John Smoltz ..... | 2979 |
| Lew Burdette..... | 2698 |
| Vic Willis .....  | 2386 |
| Greg Maddux.....  | 2273 |
| Tommy Bond .....  | 2243 |
| Jim Whitney ..... | 2219 |

# ATLANTA PITCHING – SINGLE-SEASON TOP 10

## GAMES

|         |                        |      |
|---------|------------------------|------|
| 87..... | Peter Moylan .....     | 2009 |
| 85..... | Peter Moylan .....     | 2010 |
| 85..... | Jonny Venters .....    | 2011 |
| 84..... | Chris Reitsma .....    | 2004 |
| 83..... | Will Ohman .....       | 2008 |
| 81..... | Brad Clontz .....      | 1996 |
| 80..... | Ray King .....         | 2003 |
| 80..... | Peter Moylan .....     | 2007 |
| 80..... | Mike Gonzalez.....     | 2009 |
| 79..... | Antonio Alfonseca..... | 2004 |
| 79..... | Jonny Venters .....    | 2010 |
| 79..... | Craig Kimbrel.....     | 2011 |

## INNINGS PITCHED

|          |                  |      |
|----------|------------------|------|
| 342.0 .. | Phil Niekro..... | 1979 |
| 334.1... | Phil Niekro..... | 1978 |
| 330.1... | Phil Niekro..... | 1977 |
| 302.1... | Phil Niekro..... | 1974 |
| 284.1... | Phil Niekro..... | 1969 |
| 282.1... | Phil Niekro..... | 1972 |
| 277.2... | Carl Morton..... | 1975 |
| 275.2... | Phil Niekro..... | 1975 |
| 275.0 .. | Phil Niekro..... | 1980 |
| 274.2 .. | Carl Morton..... | 1974 |

## WINS

|         |                   |      |
|---------|-------------------|------|
| 24..... | John Smoltz ..... | 1996 |
| 23..... | Phil Niekro.....  | 1969 |
| 22..... | Tom Glavine ..... | 1993 |
| 21..... | Phil Niekro.....  | 1979 |
| 21..... | Tom Glavine ..... | 2000 |
| 21..... | Russ Ortiz .....  | 2003 |
| 21..... | Kyle Wright.....  | 2022 |
| 20..... | Seven times       |      |

## ERA (QUALIFIED)

|                   |                       |             |
|-------------------|-----------------------|-------------|
| 1.56.....         | Greg Maddux.....      | 1994        |
| 1.63.....         | Greg Maddux.....      | 1995        |
| 1.87.....         | Phil Niekro.....      | 1967        |
| 2.20 .....        | Greg Maddux.....      | 1997        |
| 2.22.....         | Greg Maddux.....      | 1998        |
| 2.28.....         | Buzz Capra.....       | 1974        |
| 2.36.....         | Greg Maddux.....      | 1993        |
| 2.38.....         | Phil Niekro.....      | 1974        |
| 2.47.....         | Tom Glavine .....     | 1998        |
| <b>2.48 .....</b> | <b>Max Fried.....</b> | <b>2022</b> |

## GAMES STARTED

|         |                      |      |
|---------|----------------------|------|
| 44..... | Phil Niekro.....     | 1979 |
| 43..... | Phil Niekro.....     | 1977 |
| 42..... | Phil Niekro.....     | 1978 |
| 39..... | Phil Niekro.....     | 1974 |
| 39..... | Carl Morton.....     | 1975 |
| 39..... | Rick Mahler .....    | 1985 |
| 39..... | Rick Mahler .....    | 1986 |
| 38..... | Tony Cloninger ..... | 1966 |
| 38..... | Carl Morton.....     | 1974 |
| 38..... | Phil Niekro.....     | 1980 |

## COMPLETE GAMES

|         |                  |      |
|---------|------------------|------|
| 23..... | Phil Niekro..... | 1979 |
| 22..... | Phil Niekro..... | 1978 |
| 21..... | Phil Niekro..... | 1969 |
| 20..... | Phil Niekro..... | 1977 |
| 18..... | Phil Niekro..... | 1974 |
| 18..... | Phil Niekro..... | 1971 |
| 17..... | Phil Niekro..... | 1972 |
| 15..... | Phil Niekro..... | 1968 |
| 14..... | Pat Jarvis ..... | 1968 |
| 13..... | Phil Niekro..... | 1975 |

## SHUTOUTS

|        |                    |      |
|--------|--------------------|------|
| 6..... | Phil Niekro.....   | 1974 |
| 5..... | Phil Niekro.....   | 1968 |
| 5..... | Buzz Capra.....    | 1974 |
| 5..... | Tom Glavine .....  | 1992 |
| 5..... | Greg Maddux.....   | 1998 |
| 4..... | Phil Niekro.....   | 1969 |
| 4..... | Phil Niekro.....   | 1971 |
| 4..... | Carl Morton.....   | 1973 |
| 4..... | Dick Ruthven ..... | 1976 |
| 4..... | Phil Niekro.....   | 1978 |
| 4..... | Tom Glavine .....  | 1989 |
| 4..... | Denny Neagle.....  | 1997 |

## SAVES

|         |                     |      |
|---------|---------------------|------|
| 55..... | John Smoltz .....   | 2002 |
| 50..... | Craig Kimbrel.....  | 2013 |
| 47..... | Craig Kimbrel.....  | 2014 |
| 46..... | Craig Kimbrel.....  | 2011 |
| 45..... | John Smoltz .....   | 2003 |
| 44..... | John Smoltz .....   | 2004 |
| 42..... | Craig Kimbrel.....  | 2012 |
| 41..... | Kenley Jansen ..... | 2022 |
| 39..... | Mark Wohlers.....   | 1996 |
| 38..... | John Rocker .....   | 1999 |

## STRIKEOUTS

|                 |                           |             |
|-----------------|---------------------------|-------------|
| <b>281.....</b> | <b>Spencer Strider ..</b> | <b>2023</b> |
| 276.....        | John Smoltz .....         | 1996        |
| 262.....        | Phil Niekro.....          | 1977        |
| 248.....        | Phil Niekro.....          | 1978        |
| 241.....        | John Smoltz .....         | 1997        |
| 238.....        | Javier Vazquez .....      | 2009        |
| <b>216.....</b> | <b>Charlie Morton....</b> | <b>2021</b> |
| 215.....        | John Smoltz .....         | 1992        |
| 211.....        | John Smoltz .....         | 2006        |
| 208.....        | Phil Niekro.....          | 1979        |
| 208.....        | John Smoltz .....         | 1993        |

## WALKS

|          |                       |      |
|----------|-----------------------|------|
| 164..... | Phil Niekro.....      | 1977 |
| 116..... | Tony Cloninger .....  | 1966 |
| 113..... | Phil Niekro.....      | 1979 |
| 112..... | Russ Ortiz .....      | 2004 |
| 111..... | Steve Bedrosian ..... | 1985 |
| 105..... | Phil Niekro.....      | 1983 |
| 105..... | Zane Smith .....      | 1986 |
| 102..... | Phil Niekro.....      | 1978 |
| 102..... | Craig McMurtry .....  | 1984 |
| 102..... | David Palmer .....    | 1986 |
| 102..... | Russ Ortiz .....      | 2003 |

## LOSSES

|         |                      |      |
|---------|----------------------|------|
| 20..... | Phil Niekro.....     | 1977 |
| 20..... | Phil Niekro.....     | 1979 |
| 18..... | Phil Niekro.....     | 1970 |
| 18..... | Phil Niekro.....     | 1978 |
| 18..... | Phil Niekro.....     | 1980 |
| 18..... | Rick Mahler .....    | 1986 |
| 17..... | Dick Ruthven .....   | 1976 |
| 17..... | Craig McMurtry ..... | 1984 |
| 17..... | Tom Glavine .....    | 1988 |
| 17..... | Derek Lowe.....      | 2011 |
| 17..... | Shelby Miller .....  | 2015 |

## HITS ALLOWED

|          |                   |      |
|----------|-------------------|------|
| 315..... | Phil Niekro.....  | 1977 |
| 311..... | Phil Niekro.....  | 1979 |
| 302..... | Carl Morton.....  | 1975 |
| 295..... | Phil Niekro.....  | 1978 |
| 293..... | Carl Morton.....  | 1974 |
| 285..... | Phil Niekro.....  | 1975 |
| 283..... | Rick Mahler ..... | 1986 |
| 279..... | Rick Mahler ..... | 1988 |
| 272..... | Rick Mahler ..... | 1985 |
| 259..... | Tom Glavine ..... | 1999 |



# FRANCHISE PITCHING – SINGLE-SEASON TOP 10

SINCE 1900

## GAMES

|    |       |                   |       |      |
|----|-------|-------------------|-------|------|
| 87 | ..... | Peter Moylan      | ..... | 2009 |
| 85 | ..... | Peter Moylan      | ..... | 2010 |
| 85 | ..... | Jonny Venters     | ..... | 2011 |
| 84 | ..... | Chris Reitsma     | ..... | 2004 |
| 83 | ..... | Will Ohman        | ..... | 2008 |
| 81 | ..... | Brad Clontz       | ..... | 1996 |
| 80 | ..... | Ray King          | ..... | 2003 |
| 80 | ..... | Peter Moylan      | ..... | 2007 |
| 80 | ..... | Mike Gonzalez     | ..... | 2009 |
| 79 | ..... | Antonio Alfonseca | ..... | 2004 |
| 79 | ..... | Jonny Venters     | ..... | 2010 |
| 79 | ..... | Craig Kimbrel     | ..... | 2011 |

## INNINGS PITCHED

|       |     |                 |       |      |
|-------|-----|-----------------|-------|------|
| 410.0 | ..  | Vic Willis      | ..... | 1902 |
| 389.1 | ... | Togie Pittinger | ..... | 1902 |
| 378.0 | ... | Irv Young       | ..... | 1905 |
| 358.1 | ... | Irv Young       | ..... | 1906 |
| 351.2 | ... | Togie Pittinger | ..... | 1903 |
| 350.0 | ..  | Vic Willis      | ..... | 1904 |
| 342.0 | ..  | Vic Willis      | ..... | 1905 |
| 342.0 | ..  | Phil Niekro     | ..... | 1979 |
| 341.1 | ... | Dick Rudolph    | ..... | 1915 |
| 336.1 | ... | Dick Rudolph    | ..... | 1914 |

## WINS

|    |       |                 |       |      |
|----|-------|-----------------|-------|------|
| 27 | ..... | Togie Pittinger | ..... | 1902 |
| 27 | ..... | Vic Willis      | ..... | 1902 |
| 26 | ..... | Bill James      | ..... | 1914 |
| 26 | ..... | Dick Rudolph    | ..... | 1914 |
| 24 | ..... | Johnny Sain     | ..... | 1948 |
| 24 | ..... | Tony Cloninger  | ..... | 1965 |
| 24 | ..... | John Smoltz     | ..... | 1996 |
| 23 | ..... | Warren Spahn    | ..... | 1953 |
| 23 | ..... | Warren Spahn    | ..... | 1963 |
| 23 | ..... | Phil Niekro     | ..... | 1969 |

## ERA (QUALIFIED)

|      |       |              |       |      |
|------|-------|--------------|-------|------|
| 1.56 | ..... | Greg Maddux  | ..... | 1994 |
| 1.63 | ..... | Greg Maddux  | ..... | 1995 |
| 1.87 | ..... | Phil Niekro  | ..... | 1967 |
| 1.90 | ..... | Bill James   | ..... | 1914 |
| 2.02 | ....  | Lefty Tyler  | ..... | 1916 |
| 2.08 | ....  | Pat Ragan    | ..... | 1916 |
| 2.10 | ..... | Warren Spahn | ..... | 1953 |
| 2.12 | ..... | Tom Hughes   | ..... | 1915 |
| 2.16 | ..... | Art Nehf     | ..... | 1917 |
| 2.16 | ..... | Dick Rudolph | ..... | 1916 |

## GAMES STARTED

|    |       |                 |       |      |
|----|-------|-----------------|-------|------|
| 46 | ..... | Vic Willis      | ..... | 1902 |
| 44 | ..... | Phil Niekro     | ..... | 1979 |
| 43 | ..... | Vic Willis      | ..... | 1904 |
| 43 | ..... | Dick Rudolph    | ..... | 1915 |
| 43 | ..... | Phil Niekro     | ..... | 1977 |
| 42 | ..... | Irv Young       | ..... | 1905 |
| 42 | ..... | Phil Niekro     | ..... | 1978 |
| 41 | ..... | Vic Willis      | ..... | 1905 |
| 41 | ..... | Irv Young       | ..... | 1906 |
| 40 | ..... | Togie Pittinger | ..... | 1902 |

## COMPLETE GAMES

|    |       |                 |       |      |
|----|-------|-----------------|-------|------|
| 45 | ..... | Vic Willis      | ..... | 1902 |
| 41 | ..... | Irv Young       | ..... | 1905 |
| 39 | ..... | Vic Willis      | ..... | 1904 |
| 37 | ..... | Irv Young       | ..... | 1906 |
| 36 | ..... | Togie Pittinger | ..... | 1902 |
| 36 | ..... | Vic Willis      | ..... | 1905 |
| 35 | ..... | Togie Pittinger | ..... | 1903 |
| 35 | ..... | Togie Pittinger | ..... | 1904 |
| 35 | ..... | Chick Fraser    | ..... | 1905 |
| 33 | ..... | Four tied       |       |      |

## SHUTOUTS

|   |       |                 |       |      |
|---|-------|-----------------|-------|------|
| 7 | ..... | Togie Pittinger | ..... | 1902 |
| 7 | ..... | Irv Young       | ..... | 1905 |
| 7 | ..... | Warren Spahn    | ..... | 1947 |
| 7 | ..... | Warren Spahn    | ..... | 1951 |
| 7 | ..... | Warren Spahn    | ..... | 1963 |
| 6 | ..... | Seven tied      |       |      |

## SAVES

|    |       |               |       |      |
|----|-------|---------------|-------|------|
| 55 | ..... | John Smoltz   | ..... | 2002 |
| 50 | ..... | Craig Kimbrel | ..... | 2013 |
| 47 | ..... | Craig Kimbrel | ..... | 2014 |
| 46 | ..... | Craig Kimbrel | ..... | 2011 |
| 45 | ..... | John Smoltz   | ..... | 2003 |
| 44 | ..... | John Smoltz   | ..... | 2004 |
| 42 | ..... | Craig Kimbrel | ..... | 2012 |
| 41 | ..... | Kenley Jansen | ..... | 2022 |
| 39 | ..... | Mark Wohlers  | ..... | 1996 |
| 38 | ..... | John Rocker   | ..... | 1999 |

## STRIKEOUTS

|            |       |                        |       |             |
|------------|-------|------------------------|-------|-------------|
| <b>281</b> | ..... | <b>Spencer Strider</b> | ..    | <b>2023</b> |
| 276        | ..... | John Smoltz            | ..... | 1996        |
| 262        | ..... | Phil Niekro            | ..... | 1977        |
| 248        | ..... | Phil Niekro            | ..... | 1978        |
| 241        | ..... | John Smoltz            | ..... | 1997        |
| 238        | ..... | Javier Vazquez         | ..... | 2009        |
| 225        | ..... | Vic Willis             | ..... | 1902        |
| <b>216</b> | ..... | <b>Charlie Morton</b>  | ..... | <b>2021</b> |
| 215        | ..... | John Smoltz            | ..... | 1992        |
| 211        | ..... | Tony Cloninger         | ..... | 1965        |
| 211        | ..... | John Smoltz            | ..... | 2006        |

## WALKS

|     |       |                 |       |      |
|-----|-------|-----------------|-------|------|
| 164 | ..... | Phil Niekro     | ..... | 1977 |
| 149 | ..... | Chick Fraser    | ..... | 1905 |
| 144 | ..... | Togie Pittinger | ..... | 1904 |
| 143 | ..... | Togie Pittinger | ..... | 1903 |
| 128 | ..... | Togie Pittinger | ..... | 1902 |
| 126 | ..... | Lefty Tyler     | ..... | 1912 |
| 124 | ..... | Cliff Curtis    | ..... | 1910 |
| 122 | ..... | Vern Bickford   | ..... | 1950 |
| 121 | ..... | Al Mattern      | ..... | 1910 |
| 121 | ..... | Bob Buhl        | ..... | 1957 |

## LOSSES

|    |       |                 |       |      |
|----|-------|-----------------|-------|------|
| 29 | ..... | Vic Willis      | ..... | 1905 |
| 25 | ..... | Vic Willis      | ..... | 1904 |
| 25 | ..... | Irv Young       | ..... | 1906 |
| 25 | ..... | Gus Dorner      | ..... | 1906 |
| 25 | ..... | Ben Cantwell    | ..... | 1935 |
| 24 | ..... | Cliff Curtis    | ..... | 1910 |
| 23 | ..... | Kaiser Wilhelm  | ..... | 1905 |
| 23 | ..... | Vive Lindaman   | ..... | 1906 |
| 23 | ..... | Buster Brown    | ..... | 1910 |
| 23 | ..... | George Ferguson | ..... | 1909 |
| 23 | ..... | Irv Young       | ..... | 1907 |

## HITS ALLOWED

|     |       |                 |       |      |
|-----|-------|-----------------|-------|------|
| 396 | ..... | Togie Pittinger | ..... | 1903 |
| 372 | ..... | Vic Willis      | ..... | 1902 |
| 360 | ..... | Togie Pittinger | ..... | 1902 |
| 357 | ..... | Vic Willis      | ..... | 1904 |
| 349 | ..... | Irv Young       | ..... | 1906 |
| 340 | ..... | Vic Willis      | ..... | 1905 |
| 337 | ..... | Irv Young       | ..... | 1905 |
| 322 | ..... | Al Mattern      | ..... | 1909 |
| 320 | ..... | Chick Fraser    | ..... | 1905 |
| 316 | ..... | Kaiser Wilhelm  | ..... | 1904 |

# ATLANTA YEAR-BY-YEAR TEAM PITCHING TOTALS

| Year | W-L    | ERA  | G   | CG | SHO | SV | IP     | H    | R   | ER  | HR  | BB  | SO   |
|------|--------|------|-----|----|-----|----|--------|------|-----|-----|-----|-----|------|
| 1966 | 85-77  | 3.68 | 163 | 37 | 10  | 36 | 1469.0 | 1430 | 683 | 601 | 129 | 485 | 884  |
| 1967 | 77-85  | 3.47 | 162 | 36 | 5   | 32 | 1454.0 | 1377 | 640 | 561 | 118 | 449 | 862  |
| 1968 | 81-81  | 2.92 | 163 | 44 | 16  | 29 | 1474.0 | 1320 | 549 | 478 | 87  | 362 | 871  |
| 1969 | 93-69  | 3.53 | 162 | 38 | 7   | 42 | 1445.0 | 1334 | 631 | 566 | 144 | 438 | 893  |
| 1970 | 76-86  | 4.33 | 162 | 45 | 9   | 24 | 1431.0 | 1451 | 772 | 688 | 185 | 478 | 960  |
| 1971 | 82-80  | 3.75 | 162 | 40 | 11  | 31 | 1475.0 | 1528 | 699 | 614 | 152 | 485 | 823  |
| 1972 | 70-84  | 4.27 | 155 | 40 | 4   | 27 | 1377.0 | 1412 | 730 | 654 | 155 | 512 | 732  |
| 1973 | 76-85  | 4.25 | 162 | 34 | 9   | 35 | 1462.0 | 1467 | 774 | 690 | 144 | 575 | 803  |
| 1974 | 88-74  | 3.05 | 163 | 46 | 21  | 22 | 1476.0 | 1343 | 563 | 501 | 97  | 488 | 772  |
| 1975 | 67-94  | 3.91 | 161 | 32 | 4   | 24 | 1430.0 | 1543 | 739 | 624 | 101 | 519 | 669  |
| 1976 | 70-92  | 3.86 | 162 | 33 | 13  | 27 | 1438.0 | 1435 | 700 | 617 | 86  | 564 | 818  |
| 1977 | 61-101 | 4.85 | 162 | 28 | 15  | 31 | 1445.0 | 1581 | 895 | 782 | 169 | 701 | 915  |
| 1978 | 69-93  | 4.08 | 162 | 29 | 12  | 32 | 1440.1 | 1404 | 750 | 653 | 132 | 624 | 848  |
| 1979 | 66-94  | 4.18 | 160 | 32 | 3   | 34 | 1407.2 | 1496 | 763 | 654 | 132 | 494 | 779  |
| 1980 | 81-80  | 3.77 | 161 | 29 | 9   | 37 | 1428.0 | 1397 | 660 | 598 | 131 | 454 | 696  |
| 1981 | 50-56  | 3.45 | 107 | 11 | 4   | 24 | 968.0  | 936  | 416 | 371 | 62  | 330 | 471  |
| 1982 | 89-73  | 3.82 | 162 | 15 | 11  | 51 | 1463.0 | 1484 | 702 | 621 | 126 | 502 | 813  |
| 1983 | 88-74  | 3.67 | 162 | 18 | 4   | 48 | 1440.2 | 1412 | 640 | 588 | 132 | 540 | 895  |
| 1984 | 80-82  | 3.57 | 162 | 17 | 7   | 49 | 1447.0 | 1401 | 655 | 574 | 122 | 525 | 859  |
| 1985 | 66-96  | 4.19 | 162 | 9  | 9   | 29 | 1457.1 | 1512 | 781 | 679 | 134 | 642 | 776  |
| 1986 | 72-89  | 3.97 | 161 | 17 | 5   | 39 | 1424.2 | 1443 | 719 | 629 | 117 | 576 | 932  |
| 1987 | 69-92  | 4.63 | 161 | 16 | 4   | 32 | 1427.2 | 1529 | 829 | 734 | 163 | 587 | 837  |
| 1988 | 54-106 | 4.09 | 160 | 14 | 4   | 25 | 1446.0 | 1481 | 741 | 657 | 108 | 524 | 810  |
| 1989 | 63-97  | 3.70 | 161 | 15 | 8   | 33 | 1447.2 | 1370 | 680 | 595 | 114 | 468 | 966  |
| 1990 | 65-97  | 4.58 | 162 | 17 | 8   | 30 | 1429.2 | 1527 | 821 | 727 | 128 | 579 | 938  |
| 1991 | 94-68  | 3.49 | 162 | 18 | 7   | 48 | 1452.2 | 1304 | 644 | 563 | 118 | 481 | 969  |
| 1992 | 98-64  | 3.14 | 162 | 26 | 24  | 41 | 1460.0 | 1321 | 569 | 510 | 89  | 489 | 948  |
| 1993 | 104-58 | 3.14 | 162 | 18 | 16  | 46 | 1455.0 | 1297 | 559 | 507 | 101 | 480 | 1036 |
| 1994 | 68-46  | 3.57 | 114 | 16 | 8   | 26 | 1026.1 | 929  | 448 | 407 | 76  | 378 | 865  |
| 1995 | 90-54  | 3.44 | 144 | 18 | 11  | 34 | 1291.2 | 1184 | 540 | 494 | 107 | 436 | 1087 |
| 1996 | 96-66  | 3.52 | 162 | 14 | 9   | 46 | 1469.0 | 1372 | 648 | 575 | 120 | 451 | 1245 |
| 1997 | 101-61 | 3.18 | 162 | 21 | 17  | 37 | 1465.2 | 1319 | 581 | 518 | 111 | 450 | 1196 |
| 1998 | 106-56 | 3.25 | 162 | 24 | 23  | 45 | 1438.2 | 1291 | 581 | 520 | 117 | 466 | 1232 |
| 1999 | 103-59 | 3.63 | 162 | 9  | 9   | 45 | 1471.0 | 1398 | 661 | 593 | 142 | 507 | 1197 |
| 2000 | 95-67  | 4.06 | 162 | 13 | 9   | 53 | 1440.1 | 1428 | 714 | 648 | 165 | 484 | 1093 |
| 2001 | 88-74  | 3.59 | 162 | 5  | 13  | 41 | 1447.1 | 1363 | 643 | 578 | 153 | 499 | 1133 |
| 2002 | 101-59 | 3.13 | 161 | 3  | 15  | 57 | 1467.1 | 1302 | 565 | 511 | 123 | 554 | 1058 |
| 2003 | 101-61 | 4.10 | 162 | 4  | 7   | 51 | 1456.1 | 1425 | 740 | 663 | 147 | 555 | 992  |
| 2004 | 96-66  | 3.74 | 162 | 4  | 13  | 48 | 1450.0 | 1475 | 668 | 603 | 154 | 523 | 1025 |
| 2005 | 90-72  | 3.98 | 162 | 8  | 12  | 38 | 1443.2 | 1487 | 674 | 639 | 145 | 520 | 929  |
| 2006 | 79-83  | 4.60 | 162 | 6  | 6   | 38 | 1441.1 | 1529 | 805 | 736 | 183 | 572 | 1049 |
| 2007 | 84-78  | 4.11 | 162 | 1  | 6   | 36 | 1456.1 | 1442 | 733 | 665 | 172 | 537 | 1106 |
| 2008 | 72-90  | 4.46 | 162 | 2  | 7   | 26 | 1440.2 | 1439 | 778 | 714 | 156 | 586 | 1076 |
| 2009 | 86-76  | 3.57 | 162 | 3  | 10  | 38 | 1462.2 | 1399 | 641 | 581 | 119 | 530 | 1232 |
| 2010 | 91-71  | 3.56 | 162 | 2  | 9   | 41 | 1439.1 | 1326 | 629 | 569 | 126 | 505 | 1241 |
| 2011 | 89-73  | 3.48 | 162 | 3  | 16  | 52 | 1479.2 | 1332 | 605 | 572 | 125 | 521 | 1332 |
| 2012 | 94-68  | 3.42 | 162 | 5  | 16  | 47 | 1445.1 | 1310 | 600 | 549 | 145 | 464 | 1232 |
| 2013 | 96-66  | 3.18 | 162 | 1  | 12  | 53 | 1450.1 | 1326 | 548 | 512 | 127 | 409 | 1232 |
| 2014 | 79-83  | 3.38 | 162 | 5  | 13  | 54 | 1455.0 | 1369 | 597 | 547 | 121 | 472 | 1301 |
| 2015 | 67-95  | 4.41 | 162 | 3  | 10  | 44 | 1425.1 | 1462 | 760 | 698 | 170 | 550 | 1148 |
| 2016 | 68-93  | 4.51 | 161 | 1  | 9   | 39 | 1447.2 | 1414 | 779 | 725 | 177 | 547 | 1227 |
| 2017 | 72-90  | 4.72 | 162 | 0  | 6   | 36 | 1441.1 | 1463 | 821 | 756 | 192 | 584 | 1258 |
| 2018 | 90-72  | 3.75 | 162 | 2  | 11  | 40 | 1456.2 | 1236 | 657 | 607 | 153 | 635 | 1423 |
| 2019 | 97-65  | 4.19 | 162 | 1  | 8   | 44 | 1450.2 | 1421 | 743 | 675 | 203 | 548 | 1393 |
| 2020 | 35-25  | 4.41 | 60  | 0  | 4   | 13 | 524.1  | 494  | 288 | 257 | 69  | 220 | 506  |
| 2021 | 88-73  | 3.88 | 161 | 2  | 18  | 40 | 1410.2 | 1237 | 656 | 608 | 183 | 516 | 1417 |
| 2022 | 101-61 | 3.46 | 162 | 1  | 9   | 55 | 1448.0 | 1224 | 609 | 556 | 148 | 500 | 1554 |
| 2023 | 104-58 | 4.14 | 162 | 1  | 1   | 52 | 1440.0 | 1341 | 716 | 662 | 187 | 534 | 1516 |

# FRANCHISE YEAR-BY-YEAR VICTORY LEADERS

| Year | Pitcher           | W-L   | Year | Pitcher         | W-L   | Year | Pitcher          | W-L   |
|------|-------------------|-------|------|-----------------|-------|------|------------------|-------|
| 1876 | Jack Manning      | 18-5  | 1928 | Bob Smith       | 13-17 | 1980 | Phil Niekro      | 15-18 |
| 1877 | Tommy Bond        | 40-17 | 1929 | Socks Siebold   | 12-17 | 1981 | Rick Camp        | 9-3   |
| 1878 | Tommy Bond        | 40-19 | 1930 | Socks Siebold   | 15-16 | 1982 | Phil Niekro      | 17-4  |
| 1879 | Tommy Bond        | 43-19 | 1931 | Ed Brandt       | 18-11 | 1983 | Craig McMurtry   | 15-9  |
| 1880 | Tommy Bond        | 26-29 | 1932 | Ed Brandt       | 16-16 |      | Pascual Pérez    | 15-8  |
| 1881 | Jim Whitney       | 31-33 | 1933 | Ben Cantwell    | 20-10 | 1984 | Pascual Pérez    | 14-8  |
| 1882 | Jim Whitney       | 24-21 | 1934 | Fred Frankhouse | 17-9  | 1985 | Rick Mahler      | 17-15 |
| 1883 | Jim Whitney       | 37-21 |      | Huck Betts      | 17-10 | 1986 | Rick Mahler      | 14-18 |
| 1884 | Charlie Buffinton | 48-16 | 1935 | Fred Frankhouse | 11-15 | 1987 | Zane Smith       | 15-10 |
| 1885 | Charlie Buffinton | 22-27 | 1936 | Danny MacFayden | 17-13 | 1988 | Rick Mahler      | 9-16  |
| 1886 | Old Hoss Radbourn | 27-31 | 1937 | Jim Turner      | 20-11 | 1989 | Tom Glavine      | 14-8  |
| 1887 | Old Hoss Radbourn | 24-23 |      | Lou Fette       | 20-10 | 1990 | John Smoltz      | 14-11 |
| 1888 | John Clarkson     | 33-20 | 1938 | Danny MacFayden | 14-9  | 1991 | Tom Glavine      | 20-11 |
| 1889 | John Clarkson     | 49-19 |      | Jim Turner      | 14-18 | 1992 | Tom Glavine      | 20-8  |
| 1890 | Kid Nichols       | 27-19 | 1939 | Bill Posedel    | 15-13 | 1993 | Tom Glavine      | 22-6  |
| 1891 | John Clarkson     | 33-19 | 1940 | Dick Erickson   | 12-13 | 1994 | Greg Maddux      | 16-6  |
| 1892 | Kid Nichols       | 35-16 |      | Bill Posedel    | 12-17 | 1995 | Greg Maddux      | 19-2  |
|      | Jack Stivetts     | 35-16 | 1941 | Jim Tobin       | 12-12 | 1996 | John Smoltz      | 24-8  |
| 1893 | Kid Nichols       | 34-14 | 1942 | Al Javery       | 12-16 | 1997 | Denny Neagle     | 20-5  |
| 1894 | Kid Nichols       | 32-13 |      | Jim Tobin       | 12-21 | 1998 | Tom Glavine      | 20-6  |
| 1895 | Kid Nichols       | 26-16 | 1943 | Al Javery       | 17-16 | 1999 | Greg Maddux      | 19-9  |
| 1896 | Kid Nichols       | 30-14 | 1944 | Jim Tobin       | 18-19 | 2000 | Tom Glavine      | 21-9  |
| 1897 | Kid Nichols       | 31-11 | 1945 | Jim Tobin       | 9-14  | 2001 | Greg Maddux      | 17-11 |
| 1898 | Kid Nichols       | 32-12 | 1946 | Johnny Sain     | 20-14 | 2002 | Kevin Millwood   | 18-8  |
| 1899 | Vic Willis        | 27-8  | 1947 | Warren Spahn    | 21-10 |      | Tom Glavine      | 18-11 |
| 1900 | Bill Dinneen      | 20-14 |      | Johnny Sain     | 21-12 | 2003 | Russ Ortiz       | 21-7  |
| 1901 | Vic Willis        | 20-17 | 1948 | Johnny Sain     | 24-15 | 2004 | Jaret Wright     | 15-8  |
| 1902 | Togie Pittinger   | 27-16 | 1949 | Warren Spahn    | 21-14 |      | Russ Ortiz       | 15-9  |
|      | Vic Willis        | 27-20 | 1950 | Warren Spahn    | 21-17 | 2005 | John Smoltz      | 14-7  |
| 1903 | Togie Pittinger   | 19-23 | 1951 | Warren Spahn    | 22-14 |      | Tim Hudson       | 14-9  |
| 1904 | Vic Willis        | 18-25 | 1952 | Warren Spahn    | 14-19 | 2006 | John Smoltz      | 16-9  |
| 1905 | Irv Young         | 20-21 | 1953 | Warren Spahn    | 23-7  | 2007 | Tim Hudson       | 16-10 |
| 1906 | Irv Young         | 16-25 | 1954 | Warren Spahn    | 21-12 | 2008 | Jair Jurrjens    | 13-10 |
| 1907 | Patsy Flaherty    | 12-15 | 1955 | Warren Spahn    | 17-14 | 2009 | Derek Lowe       | 15-10 |
|      | Gus Dorner        | 12-16 | 1956 | Warren Spahn    | 20-11 |      | Javier Vazquez   | 15-10 |
| 1908 | Vive Lindaman     | 12-15 | 1957 | Warren Spahn    | 21-11 | 2010 | Tim Hudson       | 17-9  |
| 1909 | Al Mattern        | 16-20 | 1958 | Warren Spahn    | 22-11 | 2011 | Tim Hudson       | 16-10 |
| 1910 | Al Mattern        | 15-19 | 1959 | Warren Spahn    | 21-15 | 2012 | Tim Hudson       | 16-7  |
| 1911 | Buster Brown      | 7-18  |      | Lew Burdette    | 21-15 | 2013 | Kris Medlen      | 15-12 |
| 1912 | Hub Perdue        | 13-16 | 1960 | Warren Spahn    | 21-10 | 2014 | Ervin Santana    | 14-10 |
| 1913 | Lefty Tyler       | 16-17 | 1961 | Warren Spahn    | 21-13 |      | Julio Teheran    | 14-13 |
|      | Hub Perdue        | 16-13 | 1962 | Warren Spahn    | 18-14 | 2015 | Julio Teheran    | 11-8  |
| 1914 | Dick Rudolph      | 26-10 | 1963 | Warren Spahn    | 23-7  | 2016 | Mike Foltynewicz | 9-5   |
|      | Bill James        | 26-7  | 1964 | Tony Cloninger  | 19-14 | 2017 | Julio Teheran    | 11-13 |
| 1915 | Dick Rudolph      | 22-19 | 1965 | Tony Cloninger  | 24-11 | 2018 | Mike Foltynewicz | 13-10 |
| 1916 | Dick Rudolph      | 19-12 | 1966 | Ken Johnson     | 14-8  | 2019 | Max Fried        | 17-6  |
| 1917 | Art Nehf          | 16-8  |      | Tony Cloninger  | 14-11 | 2020 | Max Fried        | 7-0   |
| 1918 | Art Nehf          | 15-15 | 1967 | Pat Jarvis      | 15-10 | 2021 | Charlie Morton   | 14-6  |
| 1919 | Dick Rudolph      | 13-18 | 1968 | Pat Jarvis      | 16-12 |      | Max Fried        | 14-7  |
| 1920 | Joe Oeschger      | 15-13 | 1969 | Phil Niekro     | 23-13 | 2022 | Kyle Wright      | 21-5  |
| 1921 | Joe Oeschger      | 20-14 | 1970 | Pat Jarvis      | 16-16 | 2023 | Spencer Strider  | 20-5  |
| 1922 | Frank Miller      | 11-13 | 1971 | Phil Niekro     | 15-14 |      |                  |       |
|      | Rube Marquard     | 11-15 | 1972 | Phil Niekro     | 16-12 |      |                  |       |
| 1923 | Joe Genewich      | 13-14 | 1973 | Carl Morton     | 15-10 |      |                  |       |
| 1924 | Jesse Barnes      | 15-20 | 1974 | Phil Niekro     | 20-13 |      |                  |       |
| 1925 | Larry Benton      | 14-7  | 1975 | Carl Morton     | 17-16 |      |                  |       |
|      | Johnny Cooney     | 14-14 | 1976 | Phil Niekro     | 17-11 |      |                  |       |
| 1926 | Larry Benton      | 14-14 | 1977 | Phil Niekro     | 16-20 |      |                  |       |
| 1927 | Joe Genewich      | 11-8  | 1978 | Phil Niekro     | 19-18 |      |                  |       |
|      | Kent Greenfield   | 11-14 | 1979 | Phil Niekro     | 21-10 |      |                  |       |

# FRANCHISE SINGLE-SEASON BATTING FEATS

## N.L. BATTING CHAMPIONS

|      |                 |     |
|------|-----------------|-----|
| 1877 | Deacon White    | 387 |
| 1889 | Dan Brouthers   | 373 |
| 1894 | Hugh Duffy      | 438 |
| 1928 | Rogers Hornsby  | 387 |
| 1942 | Ernie Lombardi  | 330 |
| 1956 | Hank Aaron      | 328 |
| 1959 | Hank Aaron      | 355 |
| 1970 | Rico Carty      | 366 |
| 1974 | Ralph Garr      | 353 |
| 1991 | Terry Pendleton | 319 |
| 2008 | Chipper Jones   | 364 |

## N.L. HOME RUN LEADERS

|      |                   |    |
|------|-------------------|----|
| 1879 | Charley Jones     | 9  |
| 1880 | John O'Rourke     | 6  |
| 1894 | Hugh Duffy        | 18 |
| 1897 | Hugh Duffy        | 11 |
| 1898 | Jim Collins       | 15 |
| 1900 | Herman Long       | 12 |
| 1907 | David Brain       | 10 |
| 1935 | Wally Berger      | 34 |
| 1945 | Tommy Holmes      | 28 |
| 1953 | Eddie Mathews     | 47 |
| 1957 | Hank Aaron        | 44 |
| 1959 | Eddie Mathews     | 46 |
| 1963 | Hank Aaron (Tie)  | 44 |
| 1966 | Hank Aaron        | 44 |
| 1967 | Hank Aaron        | 39 |
| 1984 | Dale Murphy (Tie) | 36 |
| 1985 | Dale Murphy       | 37 |
| 2005 | Andruw Jones      | 51 |
| 2020 | Marcell Ozuna     | 18 |
| 2023 | Matt Olson        | 54 |

## N.L. RBI LEADERS

|      |                   |     |
|------|-------------------|-----|
| 1877 | Deacon White      | 49  |
| 1879 | John O'Rourke     | 62  |
| 1894 | Hugh Duffy        | 145 |
| 1935 | Wally Berger      | 130 |
| 1957 | Hank Aaron        | 132 |
| 1960 | Hank Aaron        | 126 |
| 1963 | Hank Aaron        | 130 |
| 1966 | Hank Aaron        | 127 |
| 1982 | Dale Murphy (Tie) | 109 |
| 1983 | Dale Murphy       | 121 |
| 2005 | Andruw Jones      | 128 |
| 2020 | Marcell Ozuna     | 56  |
| 2021 | Adam Duvall       | 113 |
| 2023 | Matt Olson        | 139 |

## N.L. HITS LEADERS

|      |                       |     |
|------|-----------------------|-----|
| 1877 | Deacon White          | 213 |
| 1894 | Hugh Duffy            | 237 |
| 1911 | Roy Miller            | 192 |
| 1926 | Ed Brown              | 201 |
| 1945 | Tommy Holmes          | 224 |
| 1947 | Tommy Holmes          | 191 |
| 1956 | Hank Aaron            | 204 |
| 1957 | Red Schoendienst      | 200 |
| 1959 | Hank Aaron            | 223 |
| 1966 | Felipe Alou           | 218 |
| 1968 | Felipe Alou (Tie)     | 210 |
| 1974 | Ralph Garr            | 214 |
| 1991 | Terry Pendleton       | 187 |
| 1992 | Terry Pendleton (Tie) | 199 |
| 2018 | Freddie Freeman       | 191 |
| 2019 | Ozzie Albies          | 189 |
| 2023 | Ronald Acuña Jr.      | 217 |

## 200 HITS IN A SEASON

|      |                  |     |
|------|------------------|-----|
| 1893 | Hugh Duffy       | 203 |
| 1894 | Hugh Duffy       | 237 |
| 1912 | John Sweeney     | 204 |
| 1925 | Dick Burrus      | 200 |
| 1926 | Ed Brown         | 201 |
| 1928 | Lance Richbourg  | 206 |
| 1945 | Tommy Holmes     | 224 |
| 1956 | Hank Aaron       | 200 |
| 1957 | Red Schoendienst | 200 |
| 1959 | Hank Aaron       | 223 |
| 1963 | Hank Aaron       | 201 |
| 1966 | Felipe Alou      | 218 |
| 1968 | Felipe Alou      | 210 |
| 1971 | Ralph Garr       | 219 |
| 1973 | Ralph Garr       | 200 |
| 1974 | Ralph Garr       | 214 |
| 1996 | Marquis Grissom  | 207 |
| 2017 | Ender Inciarte   | 201 |
| 2023 | Ronald Acuña Jr. | 217 |

## 30 HOMERS/30 STEALS

|      |                  |       |
|------|------------------|-------|
| 1963 | Hank Aaron       | 44-31 |
| 1983 | Dale Murphy      | 36-30 |
| 1990 | Ron Gant         | 32-33 |
| 1991 | Ron Gant         | 32-34 |
| 2019 | Ronald Acuña Jr. | 41-37 |

## 40 HOMERS/40 STEALS

|      |                  |       |
|------|------------------|-------|
| 2023 | Ronald Acuña Jr. | 41-73 |
|------|------------------|-------|

## SINGLE-GAME BATTING FEATS

### BRAVES WHO HIT FOR THE CYCLE

| Date      | Player/Opponent         |
|-----------|-------------------------|
| 5/9/1896  | Herman Long vs. LOU     |
| 6/20/1904 | Duff Cooley vs. PHI     |
| 4/26/1907 | John Bates vs. BRO      |
| 10/6/1910 | Bill Collins vs. PHI    |
| 9/23/1987 | Albert Hall vs. HOU     |
| 8/14/2008 | Mark Kotsay vs. CHI     |
| 6/15/2016 | Freddie Freeman vs. CIN |
| 8/18/21   | Freddie Freeman at MIA  |
| 9/19/21   | Eddie Rosaio at SF      |

### FOUR HOME RUNS IN ONE GAME

| Date      | Player/Opponent     |
|-----------|---------------------|
| 5/30/1894 | Bobby Lowe at CIN   |
| 7/31/1954 | Joe Adcock at BRO   |
| 7/6/1986  | Bob Horner vs. MONI |

### THREE HOME RUNS IN ONE GAME

| Date      | Player/Opponent       |
|-----------|-----------------------|
| 7/2/1928  | Les Bell at PHI       |
| 7/6/1934  | Hal Lee at PHI        |
| 5/25/1935 | Babe Ruth at PIT      |
| 5/13/1942 | Jim Tobin vs. CHI     |
| 9/27/1952 | Eddie Mathews at BRO  |
| 8/30/1953 | Jim Pendleton vs. PIT |
| 6/21/1959 | Henry Aaron at SF     |
| 7/30/1966 | Gene Oliver vs. SF    |
| 7/30/1969 | Bob Tillman* at PHI   |
| 5/31/1970 | Rico Carty vs. PHI    |
| 7/3/1970  | Mike Lum vs. SD       |
| 7/26/1970 | Orlando Cepeda at CHI |
| 5/18/1979 | Dale Murphy vs. SF    |
| 7/22/1986 | Ken Griffey vs. PHI   |
| 5/26/1990 | Jeff Treadway at PHI  |
| 7/12/1992 | Jeff Blauser at CHI   |
| 7/28/2001 | Vinny Castilla at PIT |

### THREE HOME RUNS IN ONE GAME, CONT.

| Date      | Player/Opponent       |
|-----------|-----------------------|
| 9/25/2002 | Andruw Jones at PHI   |
| 8/14/2006 | Chipper Jones* at WSH |
| 6/22/2008 | Mark Teixeira vs. SEA |
| 4/29/2017 | Matt Kemp* at MIL     |
| 9/1/2020  | Marcell Ozuna at BOS  |
| 9/2/2020  | Adam Duvall at BOS    |
| 9/9/2020  | Adam Duvall vs. MIA   |

\*Consecutive



# ATLANTA YEAR-BY-YEAR TEAM BATTING TOTALS

| Year | AVG. | AB   | R   | H    | 2B  | 3B | HR  | RBI | BB  | SO   | SB  | E   |
|------|------|------|-----|------|-----|----|-----|-----|-----|------|-----|-----|
| 1966 | .263 | 5616 | 782 | 1476 | 220 | 32 | 207 | 734 | 512 | 913  | 59  | 154 |
| 1967 | .240 | 5450 | 631 | 1307 | 191 | 29 | 158 | 596 | 512 | 947  | 55  | 138 |
| 1968 | .252 | 5552 | 515 | 1399 | 179 | 31 | 80  | 480 | 414 | 782  | 83  | 125 |
| 1969 | .258 | 5460 | 691 | 1411 | 195 | 22 | 141 | 640 | 485 | 665  | 59  | 115 |
| 1970 | .270 | 5546 | 736 | 1495 | 215 | 24 | 160 | 692 | 522 | 736  | 58  | 141 |
| 1971 | .257 | 5575 | 643 | 1434 | 192 | 30 | 153 | 587 | 434 | 747  | 57  | 146 |
| 1972 | .258 | 5278 | 628 | 1363 | 186 | 17 | 144 | 593 | 532 | 770  | 47  | 156 |
| 1973 | .266 | 5631 | 799 | 1497 | 219 | 34 | 206 | 758 | 608 | 870  | 84  | 166 |
| 1974 | .249 | 5533 | 661 | 1375 | 202 | 37 | 120 | 559 | 571 | 772  | 72  | 132 |
| 1975 | .244 | 5424 | 583 | 1323 | 179 | 28 | 107 | 541 | 543 | 759  | 65  | 175 |
| 1976 | .245 | 5345 | 620 | 1309 | 170 | 30 | 82  | 586 | 589 | 811  | 74  | 131 |
| 1977 | .254 | 5534 | 678 | 1404 | 218 | 20 | 139 | 638 | 537 | 876  | 82  | 175 |
| 1978 | .244 | 5381 | 600 | 1313 | 181 | 38 | 123 | 558 | 550 | 874  | 90  | 153 |
| 1979 | .256 | 5422 | 669 | 1389 | 220 | 28 | 126 | 626 | 490 | 818  | 98  | 183 |
| 1980 | .250 | 5402 | 630 | 1352 | 226 | 22 | 144 | 597 | 434 | 899  | 73  | 162 |
| 1981 | .243 | 3642 | 395 | 886  | 148 | 22 | 64  | 366 | 321 | 540  | 98  | 102 |
| 1982 | .256 | 5507 | 739 | 1411 | 215 | 22 | 146 | 687 | 554 | 869  | 151 | 137 |
| 1983 | .272 | 5472 | 746 | 1489 | 218 | 45 | 130 | 691 | 582 | 847  | 146 | 137 |
| 1984 | .247 | 5422 | 632 | 1338 | 234 | 27 | 111 | 578 | 555 | 896  | 140 | 139 |
| 1985 | .246 | 5526 | 632 | 1359 | 213 | 28 | 126 | 598 | 553 | 849  | 72  | 158 |
| 1986 | .250 | 5384 | 615 | 1348 | 241 | 24 | 138 | 575 | 538 | 904  | 93  | 141 |
| 1987 | .258 | 5428 | 747 | 1401 | 284 | 24 | 152 | 696 | 641 | 834  | 135 | 116 |
| 1988 | .242 | 5440 | 555 | 1319 | 228 | 28 | 96  | 527 | 432 | 848  | 95  | 151 |
| 1989 | .234 | 5463 | 584 | 1281 | 201 | 22 | 128 | 544 | 485 | 996  | 83  | 152 |
| 1990 | .250 | 5504 | 622 | 1376 | 263 | 26 | 162 | 636 | 473 | 1010 | 92  | 158 |
| 1991 | .258 | 5456 | 749 | 1407 | 255 | 30 | 141 | 704 | 563 | 906  | 165 | 138 |
| 1992 | .254 | 5480 | 682 | 1391 | 223 | 48 | 138 | 641 | 493 | 924  | 126 | 109 |
| 1993 | .262 | 5588 | 767 | 1444 | 239 | 29 | 169 | 712 | 560 | 946  | 125 | 108 |
| 1994 | .267 | 3861 | 542 | 1031 | 198 | 18 | 137 | 510 | 377 | 668  | 48  | 81  |
| 1995 | .250 | 4814 | 645 | 1202 | 210 | 27 | 168 | 618 | 520 | 933  | 73  | 100 |
| 1996 | .270 | 5614 | 773 | 1514 | 264 | 28 | 197 | 735 | 530 | 1032 | 83  | 130 |
| 1997 | .270 | 5528 | 791 | 1490 | 268 | 37 | 174 | 755 | 597 | 1160 | 108 | 114 |
| 1998 | .272 | 5484 | 826 | 1489 | 297 | 26 | 215 | 794 | 548 | 1062 | 98  | 91  |
| 1999 | .266 | 5569 | 840 | 1481 | 309 | 23 | 197 | 791 | 608 | 962  | 148 | 111 |
| 2000 | .271 | 5489 | 810 | 1490 | 274 | 26 | 179 | 758 | 595 | 1010 | 148 | 129 |
| 2001 | .260 | 5498 | 729 | 1432 | 263 | 24 | 174 | 696 | 493 | 1039 | 85  | 103 |
| 2002 | .260 | 5495 | 708 | 1428 | 280 | 25 | 164 | 669 | 558 | 1028 | 76  | 114 |
| 2003 | .284 | 5670 | 907 | 1608 | 321 | 31 | 235 | 872 | 545 | 933  | 68  | 121 |
| 2004 | .270 | 5570 | 803 | 1503 | 304 | 37 | 178 | 767 | 587 | 1158 | 86  | 116 |
| 2005 | .265 | 5486 | 769 | 1453 | 308 | 37 | 184 | 733 | 534 | 1084 | 92  | 86  |
| 2006 | .270 | 5583 | 849 | 1510 | 312 | 26 | 222 | 818 | 526 | 1169 | 52  | 99  |
| 2007 | .275 | 5689 | 810 | 1562 | 328 | 27 | 176 | 781 | 534 | 1149 | 64  | 107 |
| 2008 | .270 | 5604 | 753 | 1514 | 316 | 33 | 130 | 721 | 618 | 1023 | 58  | 107 |
| 2009 | .263 | 5539 | 735 | 1459 | 300 | 20 | 149 | 700 | 602 | 1064 | 58  | 96  |
| 2010 | .258 | 5463 | 738 | 1411 | 312 | 25 | 139 | 699 | 634 | 1140 | 63  | 126 |
| 2011 | .243 | 5528 | 641 | 1345 | 244 | 16 | 173 | 606 | 504 | 1260 | 77  | 83  |
| 2012 | .247 | 5425 | 700 | 1341 | 263 | 30 | 149 | 660 | 567 | 1289 | 101 | 86  |
| 2013 | .249 | 5441 | 688 | 1354 | 247 | 21 | 181 | 656 | 542 | 1384 | 64  | 85  |
| 2014 | .241 | 5468 | 573 | 1316 | 240 | 22 | 123 | 545 | 472 | 1369 | 95  | 85  |
| 2015 | .251 | 5420 | 573 | 1361 | 251 | 18 | 100 | 548 | 471 | 1107 | 69  | 90  |
| 2016 | .255 | 5514 | 649 | 1404 | 295 | 27 | 122 | 615 | 502 | 1240 | 75  | 101 |
| 2017 | .263 | 5584 | 732 | 1467 | 289 | 26 | 165 | 706 | 474 | 1184 | 77  | 97  |
| 2018 | .257 | 5582 | 759 | 1433 | 314 | 29 | 175 | 717 | 511 | 1290 | 90  | 80  |
| 2019 | .258 | 5560 | 855 | 1432 | 277 | 29 | 249 | 824 | 619 | 1467 | 89  | 78  |
| 2020 | .268 | 2074 | 348 | 556  | 130 | 3  | 103 | 338 | 239 | 573  | 23  | 33  |
| 2021 | .244 | 5364 | 790 | 1307 | 269 | 20 | 239 | 762 | 549 | 1453 | 59  | 71  |
| 2022 | .253 | 5509 | 789 | 1394 | 298 | 11 | 243 | 753 | 470 | 1498 | 87  | 77  |
| 2023 | .276 | 5597 | 947 | 1543 | 293 | 23 | 307 | 916 | 538 | 1289 | 132 | 82  |

# ATLANTA BATTING – CAREER TOP 10

## BATTING AVERAGE\*

|                             |            |
|-----------------------------|------------|
| Ralph Garr.....             | 317        |
| Chipper Jones.....          | 303        |
| Felipe Alou.....            | 302        |
| Freddie Freeman ...         | 295        |
| Martin Prado.....           | 295        |
| Hank Aaron.....             | 293        |
| Fred McGriff .....          | 293        |
| <b>Ronald Acuña Jr. ...</b> | <b>292</b> |
| Terry Pendleton.....        | 287        |
| Javy Lopez.....             | 287        |

## AT-BATS

|                     |      |
|---------------------|------|
| Chipper Jones.....  | 8984 |
| Dale Murphy.....    | 7098 |
| Andruw Jones.....   | 6408 |
| Freddie Freeman ..  | 5767 |
| Hank Aaron.....     | 4548 |
| Brian McCann .....  | 4140 |
| Glenn Hubbard ..... | 4016 |
| Javy Lopez.....     | 4003 |
| Jeff Blausner.....  | 3961 |
| Bob Horner.....     | 3571 |

## DOUBLES

|                     |     |
|---------------------|-----|
| Chipper Jones.....  | 549 |
| Freddie Freeman ... | 367 |
| Andruw Jones.....   | 330 |
| Dale Murphy.....    | 306 |
| Brian McCann .....  | 236 |
| Hank Aaron.....     | 209 |
| Jeff Blausner.....  | 201 |
| Nick Markakis ..... | 198 |
| Glenn Hubbard ..... | 196 |
| Javy Lopez.....     | 190 |

## WALKS

|                       |      |
|-----------------------|------|
| Chipper Jones.....    | 1512 |
| Dale Murphy.....      | 912  |
| Freddie Freeman ..... | 776  |
| Andruw Jones.....     | 717  |
| Hank Aaron.....       | 634  |
| Darrell Evans.....    | 563  |
| Glenn Hubbard .....   | 487  |
| Jeff Blausner.....    | 483  |
| David Justice.....    | 452  |
| Brian McCann .....    | 445  |

## ON-BASE PCT.\*

|                             |            |
|-----------------------------|------------|
| Chipper Jones.....          | 401        |
| Freddie Freeman ...         | 384        |
| <b>Ronald Acuña Jr. ...</b> | <b>381</b> |
| Hank Aaron.....             | 378        |
| David Justice.....          | 374        |
| Fred McGriff .....          | 369        |
| Darrell Evans.....          | 368        |
| Ryan Klesko .....           | 361        |
| Marcus Giles.....           | 361        |
| Nick Markakis .....         | 357        |

## RUNS

|                             |            |
|-----------------------------|------------|
| Chipper Jones.....          | 1619       |
| Dale Murphy.....            | 1103       |
| Andruw Jones.....           | 1045       |
| Freddie Freeman ...         | 969        |
| Hank Aaron.....             | 818        |
| Jeff Blausner.....          | 601        |
| Rafael Furcal.....          | 554        |
| Bob Horner.....             | 545        |
| <b>Ronald Acuña Jr. ...</b> | <b>543</b> |
| Ron Gant.....               | 515        |

## TRIPLES

|                           |           |
|---------------------------|-----------|
| Ralph Garr .....          | 40        |
| Rafael Furcal.....        | 38        |
| Chipper Jones.....        | 38        |
| Dale Murphy.....          | 37        |
| Andruw Jones.....         | 34        |
| <b>Ozzie Albies .....</b> | <b>30</b> |
| Jerry Royster .....       | 30        |
| Jeff Blausner.....        | 28        |
| Ron Gant.....             | 27        |
| Felix Millan .....        | 26        |

## STRIKEOUTS

|                             |            |
|-----------------------------|------------|
| Dale Murphy .....           | 1581       |
| Chipper Jones.....          | 1409       |
| Andruw Jones.....           | 1394       |
| Freddie Freeman ...         | 1312       |
| Dansby Swanson...           | 820        |
| Jeff Blausner.....          | 792        |
| Javy Lopez.....             | 728        |
| Brian McCann .....          | 683        |
| <b>Ronald Acuña Jr. ...</b> | <b>666</b> |
| <b>Austin Riley .....</b>   | <b>665</b> |

## SLUGGING PCT.\*

|                             |            |
|-----------------------------|------------|
| Hank Aaron.....             | 567        |
| <b>Ronald Acuña Jr. ...</b> | <b>537</b> |
| Chipper Jones.....          | 529        |
| Ryan Klesko .....           | 525        |
| Fred McGriff .....          | 516        |
| Freddie Freeman ...         | 509        |
| Bob Horner.....             | 508        |
| Javy Lopez.....             | 502        |
| David Justice.....          | 499        |
| Andruw Jones.....           | 497        |

## HITS

|                     |      |
|---------------------|------|
| Chipper Jones.....  | 2726 |
| Dale Murphy.....    | 1901 |
| Freddie Freeman ... | 1704 |
| Andruw Jones.....   | 1683 |
| Hank Aaron.....     | 1334 |
| Javy Lopez.....     | 1148 |
| Brian McCann .....  | 1139 |
| Jeff Blausner.....  | 1060 |
| Ralph Garr.....     | 1022 |
| Bob Horner.....     | 994  |

## HOME RUNS

|                             |            |
|-----------------------------|------------|
| Chipper Jones.....          | 468        |
| Dale Murphy.....            | 371        |
| Andruw Jones.....           | 368        |
| Hank Aaron.....             | 335        |
| Freddie Freeman ...         | 271        |
| Bob Horner.....             | 215        |
| Javy Lopez.....             | 214        |
| Brian McCann .....          | 188        |
| <b>Ronald Acuña Jr. ...</b> | <b>161</b> |
| David Justice.....          | 160        |

## STOLEN BASES

|                             |            |
|-----------------------------|------------|
| Rafael Furcal.....          | 189        |
| Otis Nixon.....             | 186        |
| <b>Ronald Acuña Jr. ...</b> | <b>180</b> |
| Jerry Royster .....         | 174        |
| Dale Murphy.....            | 160        |
| Ron Gant.....               | 157        |
| Chipper Jones.....          | 150        |
| Andruw Jones.....           | 138        |
| Ralph Garr.....             | 137        |
| Claudell Washington         | 115        |

## GAMES

|                     |      |
|---------------------|------|
| Chipper Jones.....  | 2499 |
| Dale Murphy.....    | 1926 |
| Andruw Jones.....   | 1761 |
| Freddie Freeman ..  | 1565 |
| Hank Aaron.....     | 1270 |
| Mike Lum.....       | 1225 |
| Glenn Hubbard ..... | 1196 |
| Brian McCann .....  | 1190 |
| Jeff Blausner.....  | 1184 |
| Javy Lopez.....     | 1156 |

## TOTAL BASES

|                    |      |
|--------------------|------|
| Chipper Jones..... | 4755 |
| Dale Murphy.....   | 3394 |
| Andruw Jones.....  | 3185 |
| Freddie Freeman .. | 2934 |
| Hank Aaron.....    | 2580 |
| Javy Lopez.....    | 2008 |
| Brian McCann ..... | 1943 |
| Bob Horner.....    | 1813 |
| Jeff Blausner..... | 1644 |
| Ron Gant.....      | 1489 |

## RUNS BATTED IN

|                     |      |
|---------------------|------|
| Chipper Jones.....  | 1623 |
| Dale Murphy.....    | 1143 |
| Andruw Jones.....   | 1117 |
| Freddie Freeman ... | 941  |
| Hank Aaron.....     | 897  |
| Brian McCann .....  | 706  |
| Javy Lopez.....     | 694  |
| Bob Horner.....     | 652  |
| David Justice.....  | 522  |
| Ron Gant.....       | 480  |

## EXTRA-BASE HITS

|                           |            |
|---------------------------|------------|
| Chipper Jones.....        | 1055       |
| Andruw Jones.....         | 732        |
| Dale Murphy.....          | 714        |
| Freddie Freeman ...       | 663        |
| Hank Aaron.....           | 560        |
| Brian McCann .....        | 426        |
| Javy Lopez.....           | 418        |
| Bob Horner.....           | 382        |
| <b>Ozzie Albies .....</b> | <b>344</b> |
| Jeff Blausner.....        | 338        |

\*Minimum 2,500 plate appearances.  
**Bold indicates active Brave.**

# FRANCHISE BATTING – CAREER TOP 10

SINCE 1900

## BATTING AVERAGE\*

|                       |     |
|-----------------------|-----|
| Rico Carty .....      | 317 |
| Ralph Garr .....      | 317 |
| Lance Richbourg ..... | 311 |
| Hank Aaron .....      | 310 |
| Wally Berger .....    | 304 |
| Chipper Jones .....   | 303 |
| Tommy Holmes .....    | 303 |
| Buck Jordan .....     | 301 |
| Freddie Freeman ...   | 295 |
| Felipe Alou .....     | 295 |

## ON-BASE PCT.\*

|                             |            |
|-----------------------------|------------|
| Chipper Jones .....         | 401        |
| Bob Elliott .....           | 398        |
| Rico Carty .....            | 388        |
| Earl Torgeson .....         | 385        |
| Freddie Freeman ...         | 384        |
| <b>Ronald Acuña Jr. ...</b> | <b>381</b> |
| Eddie Mathews .....         | 379        |
| Hank Aaron .....            | 377        |
| David Justice .....         | 374        |
| Fred McGriff .....          | 369        |

## SLUGGING PCT.\*

|                             |            |
|-----------------------------|------------|
| Hank Aaron .....            | 567        |
| <b>Ronald Acuña Jr. ...</b> | <b>537</b> |
| Wally Berger .....          | 533        |
| Chipper Jones .....         | 529        |
| Ryan Klesko .....           | 525        |
| Eddie Mathews .....         | 517        |
| Fred McGriff .....          | 516        |
| Joe Adcock .....            | 511        |
| Freddie Freeman ...         | 509        |
| Bob Horner .....            | 508        |

## GAMES

|                       |      |
|-----------------------|------|
| Hank Aaron .....      | 3076 |
| Chipper Jones .....   | 2499 |
| Eddie Mathews .....   | 2223 |
| Dale Murphy .....     | 1926 |
| Rabbit Maranville ... | 1795 |
| Andruw Jones .....    | 1761 |
| Freddie Freeman ..    | 1565 |
| Del Crandall .....    | 1394 |
| Johnny Logan .....    | 1351 |
| Tommy Holmes .....    | 1289 |

## AT-BATS

|                       |       |
|-----------------------|-------|
| Hank Aaron .....      | 11628 |
| Chipper Jones .....   | 8984  |
| Eddie Mathews .....   | 8049  |
| Dale Murphy .....     | 7098  |
| Rabbit Maranville ..  | 6724  |
| Andruw Jones .....    | 6408  |
| Freddie Freeman ..... | 5767  |
| Tommy Holmes .....    | 4956  |
| Johnny Logan .....    | 4931  |
| Del Crandall .....    | 4583  |

## DOUBLES

## RUNS

|                       |      |
|-----------------------|------|
| Hank Aaron .....      | 2107 |
| Chipper Jones .....   | 1619 |
| Eddie Mathews .....   | 1452 |
| Dale Murphy .....     | 1103 |
| Andruw Jones .....    | 1045 |
| Freddie Freeman ...   | 969  |
| Rabbit Maranville ... | 801  |
| Tommy Holmes .....    | 696  |
| Wally Berger .....    | 651  |
| Johnny Logan .....    | 624  |

## HITS

|                      |      |
|----------------------|------|
| Hank Aaron .....     | 3600 |
| Chipper Jones .....  | 2726 |
| Eddie Mathews .....  | 2201 |
| Dale Murphy .....    | 1901 |
| Freddie Freeman ..   | 1704 |
| Rabbit Maranville .. | 1696 |
| Andruw Jones .....   | 1683 |
| Tommy Holmes .....   | 1503 |
| Johnny Logan .....   | 1329 |
| Wally Berger .....   | 1263 |

## TOTAL BASES

|                       |      |
|-----------------------|------|
| Hank Aaron .....      | 6591 |
| Chipper Jones .....   | 4755 |
| Eddie Mathews .....   | 4158 |
| Dale Murphy .....     | 3394 |
| Andruw Jones .....    | 3185 |
| Freddie Freeman ..    | 2934 |
| Rabbit Maranville ... | 2215 |
| Wally Berger .....    | 2212 |
| Joe Adcock .....      | 2164 |
| Tommy Holmes .....    | 2152 |

|                       |     |
|-----------------------|-----|
| Hank Aaron .....      | 600 |
| Chipper Jones .....   | 549 |
| Freddie Freeman ...   | 367 |
| Eddie Mathews .....   | 338 |
| Andruw Jones .....    | 330 |
| Dale Murphy .....     | 306 |
| Tommy Holmes .....    | 291 |
| Wally Berger .....    | 248 |
| Rabbit Maranville ... | 244 |
| Brian McCann .....    | 236 |

## TRIPLES

|                       |     |
|-----------------------|-----|
| Rabbit Maranville ... | 103 |
| Hank Aaron .....      | 96  |
| Bill Bruton .....     | 79  |
| Eddie Mathews .....   | 70  |
| Ray Powell .....      | 67  |
| Wally Berger .....    | 52  |
| Lance Richbourg ..... | 48  |
| Tommy Holmes .....    | 47  |
| Jimmy Welsh .....     | 42  |
| Les Mann .....        | 41  |

## HOME RUNS

|                     |     |
|---------------------|-----|
| Hank Aaron .....    | 733 |
| Eddie Mathews ..... | 493 |
| Chipper Jones ..... | 468 |
| Dale Murphy .....   | 371 |
| Andruw Jones .....  | 368 |
| Freddie Freeman ... | 271 |
| Joe Adcock .....    | 239 |
| Bob Horner .....    | 215 |
| Javy Lopez .....    | 214 |
| Wally Berger .....  | 199 |

## RUNS BATTED IN

|                     |      |
|---------------------|------|
| Hank Aaron .....    | 2202 |
| Chipper Jones ..... | 1623 |
| Eddie Mathews ..... | 1388 |
| Dale Murphy .....   | 1143 |
| Andruw Jones .....  | 1117 |
| Freddie Freeman ... | 941  |
| Joe Adcock .....    | 760  |
| Wally Berger .....  | 746  |
| Brian McCann .....  | 706  |
| Javy Lopez .....    | 694  |

## WALKS

|                       |      |
|-----------------------|------|
| Chipper Jones .....   | 1512 |
| Eddie Mathews .....   | 1376 |
| Hank Aaron .....      | 1297 |
| Dale Murphy .....     | 912  |
| Freddie Freeman ...   | 776  |
| Andruw Jones .....    | 717  |
| Darrell Evans .....   | 563  |
| Rabbit Maranville ... | 561  |
| Fred Tenney .....     | 533  |
| Glenn Hubbard .....   | 487  |

## STRIKEOUTS

|                     |      |
|---------------------|------|
| Dale Murphy .....   | 1581 |
| Chipper Jones ..... | 1409 |
| Andruw Jones .....  | 1394 |
| Eddie Mathews ..... | 1387 |
| Freddie Freeman ... | 1312 |
| Hank Aaron .....    | 1294 |
| Dansby Swanson ...  | 820  |
| Jeff Blauser .....  | 792  |
| Joe Adcock .....    | 732  |
| Javy Lopez .....    | 728  |

## STOLEN BASES

|                             |            |
|-----------------------------|------------|
| Hank Aaron .....            | 240        |
| Rabbit Maranville ...       | 194        |
| Rafael Furcal .....         | 189        |
| Otis Nixon .....            | 186        |
| <b>Ronald Acuña Jr. ...</b> | <b>180</b> |
| Jerry Royster .....         | 174        |
| Dale Murphy .....           | 160        |
| Ron Gant .....              | 157        |
| Bill Sweeney .....          | 153        |
| Chipper Jones .....         | 150        |

## EXTRA-BASE HITS

|                     |      |
|---------------------|------|
| Hank Aaron .....    | 1429 |
| Chipper Jones ..... | 1055 |
| Eddie Mathews ..... | 901  |
| Andruw Jones .....  | 732  |
| Dale Murphy .....   | 714  |
| Freddie Freeman ... | 663  |
| Wally Berger .....  | 499  |
| Joe Adcock .....    | 458  |
| Tommy Holmes .....  | 426  |
| Brian McCann .....  | 426  |

\*Minimum 2,500 plate appearances.  
Bold indicates active Brave.

# ATLANTA BATTING – SINGLE-SEASON TOP 10

## BATTING AVERAGE\*

|             |                                  |             |
|-------------|----------------------------------|-------------|
| .366        | ..... Rico Carty.....            | 1970        |
| .364        | ..... Chipper Jones.....         | 2008        |
| .353        | ..... Ralph Garr.....            | 1974        |
| .343        | ..... Ralph Garr.....            | 1971        |
| .341        | ..... Freddie Freeman....        | 2020        |
| <b>.337</b> | <b>.....Ronald Acuña Jr. ...</b> | <b>2023</b> |
| .338        | ..... Marcell Ozuna.....         | 2020        |
| .337        | ..... Chipper Jones.....         | 2007        |
| .333        | ..... Kenny Lofton.....          | 1997        |
| .332        | ..... Edgar Renteria.....        | 2007        |

## ON-BASE PERCENTAGE\*

|      |                           |      |
|------|---------------------------|------|
| .470 | ..... Chipper Jones.....  | 2008 |
| .462 | ..... Freddie Freeman.... | 2020 |
| .454 | ..... Rico Carty.....     | 1970 |
| .441 | ..... Chipper Jones.....  | 1999 |
| .436 | ..... J.D. Drew.....      | 2004 |
| .435 | ..... Chipper Jones.....  | 2002 |
| .432 | ..... Jeff Burroughs..... | 1978 |
| .431 | ..... Marcell Ozuna.....  | 2020 |
| .427 | ..... David Justice.....  | 1994 |
| .427 | ..... Chipper Jones.....  | 2001 |

## SLUGGING PERCENTAGE\*

|             |                                |             |
|-------------|--------------------------------|-------------|
| .669        | ..... Hank Aaron.....          | 1971        |
| .640        | ..... Freddie Freeman....      | 2020        |
| <b>.636</b> | <b>.....Marcell Ozuna.....</b> | <b>2020</b> |
| .633        | ..... Chipper Jones.....       | 1999        |
| .623        | ..... Fred McGriff.....        | 1994        |
| .607        | ..... Hank Aaron.....          | 1969        |
| .605        | ..... Chipper Jones.....       | 2001        |
| <b>.604</b> | <b>.....Matt Olson.....</b>    | <b>2023</b> |
| .604        | ..... Chipper Jones.....       | 2007        |
| .604        | ..... Gary Sheffield.....      | 2003        |

\*Qualified for batting title

## GAMES

|     |                           |      |
|-----|---------------------------|------|
| 162 | ..... Felix Millan.....   | 1969 |
| 162 | ..... Dale Murphy.....    | 1982 |
| 162 | ..... Dale Murphy.....    | 1983 |
| 162 | ..... Dale Murphy.....    | 1984 |
| 162 | ..... Dale Murphy.....    | 1985 |
| 162 | ..... Andruw Jones.....   | 1999 |
| 162 | ..... Jeff Francoeur..... | 2006 |
| 162 | ..... Jeff Francoeur..... | 2007 |
| 162 | ..... Freddie Freeman.... | 2014 |
| 162 | ..... Freddie Freeman.... | 2018 |
| 162 | ..... Nick Markakis.....  | 2018 |

## AT-BATS

|            |                                  |             |
|------------|----------------------------------|-------------|
| 671        | ..... Marquis Grissom....        | 1996        |
| 668        | ..... Ralph Garr.....            | 1973        |
| 666        | ..... Felipe Alou.....           | 1966        |
| 664        | ..... Rafael Furcal.....         | 2003        |
| 662        | ..... Felipe Alou.....           | 1968        |
| 662        | ..... Ender Inciarte.....        | 2017        |
| 656        | ..... Andruw Jones.....          | 2000        |
| 652        | ..... Felix Millan.....          | 1969        |
| 651        | ..... Jeff Francoeur.....        | 2006        |
| <b>643</b> | <b>.....Ronald Acuña Jr. ...</b> | <b>2023</b> |

## RUNS

|            |                                  |             |
|------------|----------------------------------|-------------|
| <b>149</b> | <b>.....Ronald Acuña Jr. ...</b> | <b>2023</b> |
| 131        | ..... Dale Murphy.....           | 1983        |
| 130        | ..... Rafael Furcal.....         | 2003        |
| <b>127</b> | <b>.....Ronald Acuña Jr. ...</b> | <b>2019</b> |
| <b>127</b> | <b>.....Matt Olson.....</b>      | <b>2023</b> |
| 126        | ..... Gary Sheffield.....        | 2003        |
| 123        | ..... Chipper Jones.....         | 1998        |
| 122        | ..... Felipe Alou.....           | 1966        |
| 122        | ..... Andruw Jones.....          | 2000        |
| 120        | ..... Freddie Freeman....        | 2021        |

## HITS

|            |                                  |             |
|------------|----------------------------------|-------------|
| 219        | ..... Ralph Garr.....            | 1971        |
| 218        | ..... Felipe Alou.....           | 1966        |
| <b>217</b> | <b>.....Ronald Acuña Jr. ...</b> | <b>2023</b> |
| 214        | ..... Ralph Garr.....            | 1974        |
| 210        | ..... Felipe Alou.....           | 1968        |
| 207        | ..... Marquis Grissom....        | 1996        |
| 201        | ..... Ender Inciarte.....        | 2017        |
| 200        | ..... Ralph Garr.....            | 1973        |
| 199        | ..... Terry Pendleton....        | 1992        |
| 199        | ..... Andruw Jones.....          | 2000        |

## TOTAL BASES

|            |                                  |             |
|------------|----------------------------------|-------------|
| <b>383</b> | <b>.....Ronald Acuña Jr. ...</b> | <b>2023</b> |
| <b>367</b> | <b>.....Matt Olson.....</b>      | <b>2023</b> |
| 359        | ..... Chipper Jones.....         | 1999        |
| 355        | ..... Felipe Alou.....           | 1966        |
| 355        | ..... Andruw Jones.....          | 2000        |
| 348        | ..... Gary Sheffield.....        | 2003        |
| 346        | ..... Chipper Jones.....         | 2001        |
| 344        | ..... Hank Aaron.....            | 1967        |
| 337        | ..... Andruw Jones.....          | 2005        |
| 335        | ..... Freddie Freeman....        | 2016        |
| 332        | ..... Three tied                 |             |

## DOUBLES

|           |                               |             |
|-----------|-------------------------------|-------------|
| 49        | ..... Marcus Giles.....       | 2003        |
| 45        | ..... Marcus Giles.....       | 2005        |
| <b>44</b> | <b>.....Matt Olson.....</b>   | <b>2022</b> |
| 44        | ..... Freddie Freeman....     | 2018        |
| 43        | ..... Freddie Freeman....     | 2014        |
| 43        | ..... Freddie Freeman....     | 2016        |
| 43        | ..... Nick Markakis.....      | 2018        |
| <b>43</b> | <b>.....Ozzie Albies.....</b> | <b>2019</b> |
| 42        | ..... Chipper Jones.....      | 2007        |
| 42        | ..... Brian McCann.....       | 2008        |
| 42        | ..... Martin Prado.....       | 2012        |

## TRIPLES

|    |                           |      |
|----|---------------------------|------|
| 17 | ..... Ralph Garr.....     | 1974 |
| 14 | ..... Deion Sanders.....  | 1992 |
| 13 | ..... Brett Butler.....   | 1983 |
| 11 | ..... Ralph Garr.....     | 1975 |
| 11 | ..... Rafael Furcal.....  | 2005 |
| 10 | ..... Marquis Grissom.... | 1996 |
| 10 | ..... Rafael Furcal.....  | 2003 |
| 10 | ..... Kelly Johnson.....  | 2007 |
| 9  | ..... Lonnie Smith.....   | 1990 |

## HOME RUNS

|           |                             |             |
|-----------|-----------------------------|-------------|
| <b>54</b> | <b>.....Matt Olson.....</b> | <b>2023</b> |
| 51        | ..... Andruw Jones.....     | 2005        |
| 47        | ..... Hank Aaron.....       | 1971        |
| 45        | ..... Chipper Jones.....    | 1999        |
| 44        | ..... Hank Aaron.....       | 1966        |
| 44        | ..... Hank Aaron.....       | 1969        |
| 44        | ..... Dale Murphy.....      | 1987        |
| 44        | ..... Andres Galarraga ...  | 1998        |
| 43        | ..... Davey Johnson.....    | 1973        |
| 43        | ..... Javy Lopez.....       | 2003        |

## RUNS BATTED IN

|            |                             |             |
|------------|-----------------------------|-------------|
| <b>139</b> | <b>.....Matt Olson.....</b> | <b>2023</b> |
| 132        | ..... Gary Sheffield.....   | 2003        |
| 129        | ..... Andruw Jones.....     | 2006        |
| 128        | ..... Andruw Jones.....     | 2005        |
| 127        | ..... Hank Aaron.....       | 1966        |
| 121        | ..... Dale Murphy.....      | 1983        |
| 121        | ..... Andres Galarraga ...  | 1998        |
| 121        | ..... Freddie Freeman....   | 2019        |
| 120        | ..... David Justice.....    | 1993        |
| 118        | ..... Hank Aaron.....       | 1970        |

## WALKS

|            |                             |             |
|------------|-----------------------------|-------------|
| 127        | ..... Jimmy Wynn.....       | 1976        |
| 126        | ..... Darrell Evans.....    | 1974        |
| 126        | ..... Chipper Jones.....    | 1999        |
| 124        | ..... Darrell Evans.....    | 1973        |
| 118        | ..... J.D. Drew.....        | 2004        |
| 117        | ..... Jeff Burroughs.....   | 1978        |
| 115        | ..... Dale Murphy.....      | 1987        |
| 107        | ..... Chipper Jones.....    | 2002        |
| 105        | ..... Darrell Evans.....    | 1975        |
| <b>104</b> | <b>.....Matt Olson.....</b> | <b>2023</b> |

## STRIKEOUTS

|            |                                 |             |
|------------|---------------------------------|-------------|
| <b>188</b> | <b>.....Ronald Acuña Jr ...</b> | <b>2019</b> |
| 182        | ..... Dansby Swanson ...        | 2022        |
| 173        | ..... B.J. Upton.....           | 2014        |
| <b>172</b> | <b>.....Austin Riley.....</b>   | <b>2023</b> |
| 171        | ..... Dan Uggla.....            | 2013        |
| 171        | ..... Justin Upton.....         | 2014        |
| 171        | ..... Freddie Freeman....       | 2016        |
| <b>170</b> | <b>.....Matt Olson.....</b>     | <b>2022</b> |
| <b>168</b> | <b>.....Austin Riley.....</b>   | <b>2021</b> |
| <b>168</b> | <b>.....Austin Riley.....</b>   | <b>2022</b> |
| 168        | ..... Dan Uggla.....            | 2012        |

## STOLEN BASES

|           |                                  |             |
|-----------|----------------------------------|-------------|
| <b>73</b> | <b>.....Ronald Acuña Jr. ...</b> | <b>2023</b> |
| 72        | ..... Otis Nixon.....            | 1991        |
| 47        | ..... Otis Nixon.....            | 1993        |
| 46        | ..... Rafael Furcal.....         | 2005        |
| 42        | ..... Gerald Perry.....          | 1987        |
| 42        | ..... Michael Bourn.....         | 2012        |
| 41        | ..... Otis Nixon.....            | 1992        |
| 40        | ..... Rafael Furcal.....         | 2000        |
| 39        | ..... Brett Butler.....          | 1983        |
| <b>37</b> | <b>.....Ronald Acuña Jr. ...</b> | <b>2019</b> |



# FRANCHISE BATTING – SINGLE-SEASON TOP 10

## BATTING AVERAGE\*

|           |                     |      |
|-----------|---------------------|------|
| .387..... | Rogers Hornsby      | 1928 |
| .366..... | Rico Carty.....     | 1970 |
| .364..... | Chipper Jones.....  | 2008 |
| .355..... | Hank Aaron.....     | 1959 |
| .353..... | Ralph Garr.....     | 1974 |
| .352..... | Tommy Holmes.....   | 1945 |
| .344..... | Bill Sweeny.....    | 1912 |
| .343..... | Ralph Garr.....     | 1971 |
| .340..... | Dick Burrus.....    | 1925 |
| .341..... | Freddie Freeman.... | 2020 |

## ON-BASE PERCENTAGE\*

|           |                     |      |
|-----------|---------------------|------|
| .498..... | Rogers Hornsby      | 1928 |
| .470..... | Chipper Jones.....  | 2008 |
| .462..... | Freddie Freeman.... | 2020 |
| .454..... | Rico Carty.....     | 1970 |
| .449..... | Billy Hamilton..... | 1900 |
| .441..... | Chipper Jones.....  | 1999 |
| .436..... | J.D. Drew.....      | 2004 |
| .435..... | Chipper Jones.....  | 2002 |
| .432..... | Jeff Burroughs..... | 1978 |
| .431..... | Marcell Ozuna.....  | 2020 |

## SLUGGING PERCENTAGE\*

|                  |                           |             |
|------------------|---------------------------|-------------|
| .669.....        | Hank Aaron.....           | 1971        |
| .640.....        | Freddie Freeman....       | 2020        |
| <b>.636.....</b> | <b>Marcell Ozuna.....</b> | <b>2020</b> |
| .636.....        | Hank Aaron.....           | 1959        |
| .633.....        | Chipper Jones.....        | 1999        |
| .632.....        | Rogers Hornsby.....       | 1928        |
| .627.....        | Eddie Mathews.....        | 1953        |
| .623.....        | Fred McGriff.....         | 1994        |
| .618.....        | Hank Aaron.....           | 1962        |

\*Qualified for batting title

## GAMES

|          |                     |      |
|----------|---------------------|------|
| 162..... | Felix Millan.....   | 1969 |
| 162..... | Dale Murphy.....    | 1982 |
| 162..... | Dale Murphy.....    | 1983 |
| 162..... | Dale Murphy.....    | 1984 |
| 162..... | Dale Murphy.....    | 1985 |
| 162..... | Andruw Jones.....   | 1999 |
| 162..... | Jeff Francoeur..... | 2006 |
| 162..... | Jeff Francoeur..... | 2007 |
| 162..... | Freddie Freeman.... | 2014 |
| 162..... | Freddie Freeman.... | 2018 |
| 162..... | Nick Markakis.....  | 2018 |

## AT-BATS

|                 |                             |             |
|-----------------|-----------------------------|-------------|
| 671.....        | Marquis Grissom....         | 1996        |
| 668.....        | Ralph Garr.....             | 1973        |
| 666.....        | Felipe Alou.....            | 1966        |
| 664.....        | Rafael Furcal.....          | 2003        |
| 662.....        | Felipe Alou.....            | 1968        |
| 662.....        | Ender Inciarte.....         | 2017        |
| 656.....        | Andruw Jones.....           | 2000        |
| 652.....        | Felix Millan.....           | 1969        |
| 651.....        | Jeff Francoeur.....         | 2006        |
| <b>643.....</b> | <b>Ronald Acuña Jr. ...</b> | <b>2023</b> |

## RUNS

|                 |                             |             |
|-----------------|-----------------------------|-------------|
| <b>149.....</b> | <b>Ronald Acuña Jr. ...</b> | <b>2023</b> |
| 131.....        | Dale Murphy.....            | 1983        |
| 130.....        | Rafael Furcal.....          | 2003        |
| 127.....        | Hank Aaron.....             | 1962        |
| <b>127.....</b> | <b>Ronald Acuña Jr. ...</b> | <b>2019</b> |
| 126.....        | Gary Sheffield.....         | 2003        |
| 125.....        | Tommy Holmes.....           | 1945        |
| 123.....        | Chipper Jones.....          | 1998        |
| 122.....        | Felipe Alou.....            | 1966        |
| 122.....        | Andruw Jones.....           | 2000        |

## HITS

|                 |                             |             |
|-----------------|-----------------------------|-------------|
| 224.....        | Tommy Holmes.....           | 1945        |
| 223.....        | Hank Aaron.....             | 1959        |
| 219.....        | Ralph Garr.....             | 1971        |
| 218.....        | Felipe Alou.....            | 1966        |
| <b>217.....</b> | <b>Ronald Acuña Jr. ...</b> | <b>2023</b> |
| 214.....        | Ralph Garr.....             | 1974        |
| 210.....        | Felipe Alou.....            | 1968        |
| 207.....        | Marquis Grissom....         | 1996        |
| 206.....        | Lance Richbourg....         | 1928        |
| 205.....        | George Sisler.....          | 1929        |

## TOTAL BASES

|                 |                             |             |
|-----------------|-----------------------------|-------------|
| 400.....        | Hank Aaron.....             | 1959        |
| <b>383.....</b> | <b>Ronald Acuña Jr. ...</b> | <b>2023</b> |
| 370.....        | Hank Aaron.....             | 1963        |
| 369.....        | Hank Aaron.....             | 1957        |
| 367.....        | Tommy Holmes.....           | 1945        |
| <b>367.....</b> | <b>Matt Olson.....</b>      | <b>2023</b> |
| 366.....        | Hank Aaron.....             | 1962        |
| 363.....        | Eddie Mathews.....          | 1953        |
| 359.....        | Chipper Jones.....          | 1999        |
| 358.....        | Hank Aaron.....             | 1961        |

## DOUBLES

|                |                          |             |
|----------------|--------------------------|-------------|
| 49.....        | Marcus Giles.....        | 2003        |
| 47.....        | Tommy Holmes.....        | 1945        |
| 46.....        | Hank Aaron.....          | 1959        |
| 45.....        | Marcus Giles.....        | 2005        |
| 44.....        | Wally Berger.....        | 1931        |
| 44.....        | Lee Maye.....            | 1964        |
| 44.....        | Freddie Freeman....      | 2018        |
| 44.....        | Freddie Freeman....      | 2014        |
| 43.....        | Freddie Freeman....      | 2016        |
| 43.....        | Nick Markakis.....       | 2018        |
| <b>43.....</b> | <b>Ozzie Albies.....</b> | <b>2019</b> |

## TRIPLES

|         |                       |      |
|---------|-----------------------|------|
| 18..... | Ray Powell.....       | 1921 |
| 17..... | Ralph Garr.....       | 1974 |
| 16..... | Chick Stahl.....      | 1900 |
| 16..... | Billy Southworth....  | 1923 |
| 15..... | Rabbit Maranville ... | 1920 |
| 15..... | Billy Southworth....  | 1921 |
| 15..... | Billy Bruton.....     | 1956 |
| 14..... | Six tied              |      |

## HOME RUNS

|                |                        |             |
|----------------|------------------------|-------------|
| <b>54.....</b> | <b>Matt Olson.....</b> | <b>2023</b> |
| 51.....        | Andruw Jones.....      | 2005        |
| 47.....        | Eddie Mathews.....     | 1953        |
| 47.....        | Hank Aaron.....        | 1971        |
| 46.....        | Eddie Mathews.....     | 1959        |
| 45.....        | Hank Aaron.....        | 1962        |
| 45.....        | Chipper Jones.....     | 1999        |
| 44.....        | Six Tied               |             |

## RUNS BATTED IN

|                 |                        |             |
|-----------------|------------------------|-------------|
| <b>139.....</b> | <b>Matt Olson.....</b> | <b>2023</b> |
| 135.....        | Eddie Mathews.....     | 1953        |
| 132.....        | Hank Aaron.....        | 1957        |
| 132.....        | Gary Sheffield.....    | 2003        |
| 130.....        | Wally Berger.....      | 1935        |
| 130.....        | Hank Aaron.....        | 1963        |
| 129.....        | Andruw Jones.....      | 2006        |
| 128.....        | Hank Aaron.....        | 1962        |
| 128.....        | Andruw Jones.....      | 2005        |
| 127.....        | Hank Aaron.....        | 1966        |

## WALKS

|          |                     |      |
|----------|---------------------|------|
| 131..... | Bob Elliott.....    | 1948 |
| 127..... | Jimmy Wynn.....     | 1976 |
| 126..... | Darrell Evans.....  | 1974 |
| 126..... | Chipper Jones.....  | 1999 |
| 124..... | Eddie Mathews.....  | 1963 |
| 124..... | Darrell Evans.....  | 1973 |
| 119..... | Earl Torgeson.....  | 1950 |
| 118..... | J.D. Drew.....      | 2004 |
| 117..... | Jeff Burroughs..... | 1978 |
| 115..... | Dale Murphy.....    | 1987 |

## STRIKEOUTS

|                 |                            |             |
|-----------------|----------------------------|-------------|
| <b>188.....</b> | <b>Ronald Acuña Jr ...</b> | <b>2019</b> |
| 182.....        | Dansby Swanson ...         | 2022        |
| 173.....        | B.J. Upton.....            | 2014        |
| <b>172.....</b> | <b>Austin Riley.....</b>   | <b>2023</b> |
| 171.....        | Dan Uggla.....             | 2013        |
| 171.....        | Justin Upton.....          | 2014        |
| 171.....        | Freddie Freeman....        | 2016        |
| <b>170.....</b> | <b>Matt Olson.....</b>     | <b>2022</b> |
| <b>168.....</b> | <b>Austin Riley.....</b>   | <b>2021</b> |
| <b>168.....</b> | <b>Austin Riley.....</b>   | <b>2022</b> |
| 168.....        | Dan Uggla.....             | 2012        |

## STOLEN BASES

|                |                             |             |
|----------------|-----------------------------|-------------|
| <b>73.....</b> | <b>Ronald Acuña Jr. ...</b> | <b>2023</b> |
| 72.....        | Otis Nixon.....             | 1991        |
| 57.....        | Hap Myers.....              | 1913        |
| 47.....        | Otis Nixon.....             | 1993        |
| 46.....        | Rafael Furcal.....          | 2005        |
| 42.....        | Gerald Perry.....           | 1987        |
| 42.....        | Michael Bourn.....          | 2012        |
| 41.....        | Otis Nixon.....             | 1992        |
| 40.....        | Rafael Furcal.....          | 2000        |
| 39.....        | Brett Bulter.....           | 1983        |

# BRAVES HOME RUNS

## HOME RUN FROM BOTH SIDES OF THE PLATE, SAME GAME

| Player        | Date                             | Pitchers           | Inning | On |
|---------------|----------------------------------|--------------------|--------|----|
| Jim Russell   | June 7, 1948 at Chicago          | Dutch McCall       | 5th    | 2  |
|               |                                  | Ralph Miller       | 9th    | 0  |
| Chipper Jones | May 1, 1999 vs. Cincinnati       | Pete Harnisch      | 4th    | 0  |
|               |                                  | Gabe White         | 8th    | 0  |
| Chipper Jones | August 1, 1999 vs. Philadelphia  | Randy Wolf         | 1st    | 1  |
|               |                                  | Steve Schrenk      | 4th    | 0  |
| Chipper Jones | September 21, 1999 vs. New York  | Rick Reed          | 1st    | 0  |
|               |                                  | Dennis Cook        | 8th    | 0  |
| Chipper Jones | May 14, 2000 at Philadelphia     | Paul Byrd          | 1st    | 1  |
|               |                                  | Trevor Miller      | 7th    | 0  |
| Chipper Jones | July 5, 2000 vs. Montreal        | Javier Vazquez     | 4th    | 0  |
|               |                                  | Steve Kline        | 9th    | 0  |
| Rafael Furcal | April 15, 2005 at Philadelphia   | Pedro Liriano      | 6th    | 0  |
|               |                                  | Aaron Fultz        | 8th    | 0  |
| Rafael Furcal | July 31, 2005 vs. Pittsburgh     | Josh Fogg          | 5th    | 0  |
|               |                                  | John Grabow        | 7th    | 0  |
| Chipper Jones | July 5, 2007 at Los Angeles (NL) | Eric Stults        | 6th    | 0  |
|               |                                  | Chin-hui Tsao      | 8th    | 0  |
| Mark Teixeira | June 22, 2008 vs. Seattle        | Carlos Silva       | 2nd    | 0  |
|               |                                  | Carlos Silva       | 4th    | 0  |
|               |                                  | Ryan Rowland-Smith | 7th    | 0  |
| Mark Teixeira | July 20, 2008 vs. Washington     | Odalis Pérez       | 3rd    | 0  |
|               |                                  | Jesus Colome       | 9th    | 0  |
| Nick Swisher  | August 22, 2015 at Chicago (NL)  | Dan Haren          | 2nd    | 1  |
|               |                                  | Travis Wood        | 5th    | 1  |
| Ozzie Albies  | July 11, 2018 vs. Toronto        | Luis Santos        | 6th    | 0  |
|               |                                  | Aaron Loup         | 8th    | 1  |

Information provided by David Vincent, SABR

## ATLANTA BRAVES INSIDE-THE-PARK HOME RUNS (SINCE 1966)

| Date               | Player           | Opponent     | Game Site    | Inning |
|--------------------|------------------|--------------|--------------|--------|
| May 29, 1966       | Eddie Mathews    | Chicago      | Chicago      | 9th    |
| May 10, 1967       | Hank Aaron       | Philadelphia | Philadelphia | 8th    |
| April 17, 1969     | Sonny Jackson    | Houston      | Houston      | 4th    |
| July 7, 1973       | Ralph Garr       | New York     | New York     | 7th    |
| July 16, 1973      | Marty Pérez      | New York     | Atlanta      | 3rd    |
| August 5, 1973     | Paul Casanova    | San Diego    | Atlanta      | 6th    |
| June 6, 1976       | Tom Paciorek     | Montreal     | Montreal     | 6th    |
| May 1, 1979        | Gary Matthews    | Pittsburgh   | Pittsburgh   | 9th    |
| May 6, 1984        | Dale Murphy      | Montreal     | Montreal     | 9th    |
| September 25, 1984 | Brad Komminsk    | Cincinnati   | Cincinnati   | 8th    |
| July 28, 1985      | Paul Runge       | Philadelphia | Philadelphia | 7th    |
| August 6, 1989     | Jeff Treadway    | Cincinnati   | Cincinnati   | 7th    |
| July 20, 1991      | Ron Gant         | St. Louis    | St. Louis    | 9th    |
| August 23, 1992    | Jeff Blauser     | St. Louis    | Atlanta      | 7th    |
| July 26, 1993      | Deion Sanders    | Colorado     | Colorado     | 3rd    |
| July 27, 1993      | Fred McGriff     | Colorado     | Colorado     | 6th    |
| May 27, 1997       | Kenny Lofton     | San Diego    | San Diego    | 5th    |
| October 7, 2001    | Wes Helms        | Florida      | Atlanta      | 5th    |
| September 6, 2016  | Dansby Swanson   | Washington   | Washington   | 2nd    |
| April 29, 2022     | Travis Demeritte | Texas        | Texas        | 3rd    |

# FRANCHISE MISCELLANEOUS HOME RUN LEADERS

## GRAND SLAMS - CAREER

|         |               |
|---------|---------------|
| 16..... | Hank Aaron    |
| 10..... | Brian McCann  |
| 9.....  | Joe Adcock    |
| 8.....  | Eddie Mathews |
| 7.....  | Javy Lopez    |
| 6.....  | Wally Berger  |
| 6.....  | Ryan Klesko   |
| 6.....  | Chipper Jones |

## GRAND SLAMS - SEASON

|        |                    |      |
|--------|--------------------|------|
| 4..... | Sid Gordon.....    | 1950 |
| 3..... | Wally Berger.....  | 1935 |
| 3..... | Del Crandall.....  | 1955 |
| 3..... | Hank Aaron.....    | 1962 |
| 3..... | Chipper Jones..... | 1997 |
| 2..... | 35 times           |      |
|        | Last: Matt Olson,  | 2023 |

## PINCH - CAREER

|        |                |
|--------|----------------|
| 7..... | Joe Adcock     |
| 7..... | Brooks Conrad  |
| 6..... | Mike Lum       |
| 6..... | Tommy Gregg    |
| 6..... | Eric Hinske    |
| 5..... | Butch Nieman   |
| 5..... | Dwight Smith   |
| 5..... | Javy Lopez     |
| 5..... | Keith Lockhart |

## PINCH - SEASON

|        |                     |      |
|--------|---------------------|------|
| 5..... | Butch Nieman.....   | 1945 |
| 4..... | Tommy Gregg.....    | 1990 |
| 4..... | Evan Gattis.....    | 2013 |
| 4..... | Johan Camargo.....  | 2019 |
| 4..... | Pablo Sandoval..... | 2021 |
| 3..... | Jim Breazeale.....  | 1972 |
| 3..... | Jim Wynn.....       | 1976 |
| 3..... | Mike Lum.....       | 1979 |
| 3..... | Jeff Burroughs..... | 1980 |
| 3..... | Graig Nettles.....  | 1987 |
| 3..... | Dwight Smith.....   | 1996 |
| 3..... | Greg Norton.....    | 2008 |
| 3..... | Brooks Conrad.....  | 2010 |
| 3..... | Eric Hinske.....    | 2010 |
| 3..... | Brooks Conrad.....  | 2011 |
| 3..... | Brandon Snyder..... | 2016 |

## LEADOFF - CAREER

|         |                     |
|---------|---------------------|
| 34..... | Ronald Acuña Jr.    |
| 17..... | Felipe Alou         |
| 12..... | Rafael Furcal       |
| 10..... | Bill Bruton         |
| 10..... | Claudell Washington |
| 9.....  | Ralph Garr          |
| 9.....  | Ron Gant            |
| 9.....  | Marquis Grissom     |

## LEADOFF - SEASON

|        |                      |      |
|--------|----------------------|------|
| 8..... | Ronald Acuña Jr..... | 2023 |
| 8..... | Ronald Acuña Jr..... | 2018 |
| 7..... | Ronald Acuña Jr..... | 2019 |
| 7..... | Marquis Grissom..... | 1996 |
| 5..... | Four tied            |      |

## EXTRA-INNING - CAREER

|         |               |
|---------|---------------|
| 13..... | Hank Aaron    |
| 11..... | Chipper Jones |
| 8.....  | Andruw Jones  |
| 7.....  | Brian McCann  |
| 6.....  | Wally Berger  |
| 6.....  | Eddie Mathews |
| 6.....  | Joe Torre     |

## EXTRA-INNING - SEASON

|        |                    |      |
|--------|--------------------|------|
| 4..... | Chipper Jones..... | 1999 |
| 3..... | Terry Harper.....  | 1985 |
| 3..... | Brian McCann.....  | 2011 |
| 2..... | 25 times           |      |
|        | Last: Evan Gattis, | 2014 |

## HOME - SEASON

|         |                     |      |
|---------|---------------------|------|
| 31..... | Hank Aaron.....     | 1971 |
| 28..... | Matt Olson.....     | 2023 |
| 27..... | Jeff Burroughs..... | 1977 |
| 26..... | Davey Johnson.....  | 1973 |
| 26..... | Javy Lopez.....     | 2003 |
| 25..... | Bob Horner.....     | 1982 |
| 25..... | Dale Murphy.....    | 1987 |
| 25..... | Chipper Jones.....  | 1999 |

## ROAD - SEASON

|         |                       |      |
|---------|-----------------------|------|
| 30..... | Eddie Mathews.....    | 1953 |
| 30..... | Andruw Jones.....     | 2005 |
| 28..... | Andres Galarraga..... | 1998 |
| 27..... | Hank Aaron.....       | 1962 |
| 26..... | Hank Aaron.....       | 1957 |
| 26..... | Eddie Mathews.....    | 1959 |
| 26..... | Matt Olson.....       | 2023 |

## AS DH - CAREER

|         |                |
|---------|----------------|
| 65..... | Marcell Ozuna  |
| 7.....  | Chipper Jones  |
| 2.....  | Matt Adams     |
| 2.....  | Brian McCann   |
| 2.....  | Jeff Francoeur |
| 2.....  | Jorge Soler    |

## AS DH - SEASON

|         |                     |      |
|---------|---------------------|------|
| 40..... | Marcell Ozuna.....  | 2023 |
| 14..... | Marcell Ozuna.....  | 2020 |
| 11..... | Marcell Ozuna.....  | 2022 |
| 3.....  | Chipper Jones.....  | 2004 |
| 2.....  | Matt Adams.....     | 2020 |
| 2.....  | Brian McCann.....   | 2013 |
| 2.....  | Jeff Francoeur..... | 2016 |
| 2.....  | Jorge Soler.....    | 2021 |

## AS A ROOKIE

|         |                               |      |
|---------|-------------------------------|------|
| 38..... | Wally Berger (151 g).....     | 1930 |
| 33..... | Earl Williams (145 g).....    | 1971 |
| 28..... | David Justice (127 g).....    | 1990 |
| 26..... | Ronald Acuña Jr. (111 g)..... | 2018 |
| 25..... | Eddie Mathews (145 g).....    | 1952 |
| 23..... | Bob Horner (89 g).....        | 1978 |
| 23..... | Chipper Jones (140 g).....    | 1995 |
| 22..... | Rico Carty (133 g).....       | 1964 |
| 21..... | Freddie Freeman (157 g).....  | 2011 |

## MOST IN A MONTH

|         |                    |           |
|---------|--------------------|-----------|
| 15..... | Joe Adcock.....    | July 1956 |
| 14..... | Bob Horner.....    | July 1980 |
| 14..... | Eddie Mathews..... | Aug. 1956 |
| 13..... | Eddie Mathews..... | July 1954 |
| 13..... | Ozzie Virgil.....  | May 1987  |
| 13..... | Andruw Jones.....  | June 2005 |

## MOST BY MONTH

|             |      |                      |      |
|-------------|------|----------------------|------|
| April.....  | 12.. | Justin Upton.....    | 2013 |
| May.....    | 13.. | Ozzie Virgil.....    | 1987 |
| June.....   | 13.. | Andruw Jones.....    | 2005 |
| July.....   | 15.. | Joe Adcock.....      | 1956 |
| August..... | 14.. | Eddie Mathews.....   | 1954 |
| Sept.....   | 11.. | E. Mathews/A. Duvall |      |

## PRE ALL-STAR BREAK

|         |                       |      |
|---------|-----------------------|------|
| 29..... | Matt Olson.....       | 2023 |
| 28..... | Andres Galarraga..... | 1998 |
| 27..... | Eddie Mathews.....    | 1953 |
| 27..... | Hank Aaron.....       | 1957 |
| 27..... | Hank Aaron.....       | 1973 |
| 27..... | Darrell Evans.....    | 1973 |
| 27..... | Andruw Jones.....     | 2005 |
| 27..... | Austin Riley.....     | 2022 |

## POST ALL-STAR BREAK

|         |                    |      |
|---------|--------------------|------|
| 26..... | Joe Adcock.....    | 1956 |
| 25..... | Bob Horner.....    | 1980 |
| 25..... | Matt Olson.....    | 2023 |
| 24..... | Eddie Mathews..... | 1956 |
| 24..... | Hank Aaron.....    | 1962 |
| 24..... | Chipper Jones..... | 1999 |
| 24..... | Andruw Jones.....  | 2005 |

## YOUNGEST TO HOMER

### BOSTON

|        |           |      |
|--------|-----------|------|
| 18.169 | Lew Brown | 1876 |
|--------|-----------|------|

### MILWAUKEE

|        |                 |      |
|--------|-----------------|------|
| 18.328 | Bill Southworth | 1964 |
|--------|-----------------|------|

### ATLANTA

|        |              |      |
|--------|--------------|------|
| 19.115 | Andruw Jones | 1996 |
|--------|--------------|------|

## OLDEST TO HOMER

### BOSTON

|        |                    |      |
|--------|--------------------|------|
| 40.108 | Babe Ruth          | 1935 |
|        | (three-homer game) |      |

### MILWAUKEE

|        |              |      |
|--------|--------------|------|
| 43.090 | Warren Spahn | 1964 |
|--------|--------------|------|

### ATLANTA

|        |              |      |
|--------|--------------|------|
| 46.355 | Julio Franco | 2005 |
|--------|--------------|------|

# ATLANTA YEAR-BY-YEAR TEAM FIELDING TOTALS

| Year | Pct. | G   | PO   | A    | E   | TC   | DP  | TP | PB |
|------|------|-----|------|------|-----|------|-----|----|----|
| 1966 | .976 | 163 | 4408 | 1734 | 154 | 6296 | 139 | 0  | 27 |
| 1967 | .978 | 162 | 4362 | 1801 | 138 | 6301 | 148 | 0  | 42 |
| 1968 | .980 | 163 | 4423 | 1803 | 125 | 6351 | 139 | 0  | 14 |
| 1969 | .981 | 162 | 4335 | 1635 | 115 | 6085 | 114 | 1  | 31 |
| 1970 | .977 | 162 | 4292 | 1684 | 141 | 6117 | 118 | 0  | 30 |
| 1971 | .977 | 162 | 4424 | 1814 | 146 | 6384 | 180 | 0  | 33 |
| 1972 | .974 | 155 | 4131 | 1633 | 156 | 5920 | 130 | 0  | 36 |
| 1973 | .974 | 162 | 4386 | 1809 | 166 | 6361 | 142 | 0  | 23 |
| 1974 | .979 | 163 | 4423 | 1822 | 132 | 6377 | 161 | 0  | 31 |
| 1975 | .972 | 161 | 4290 | 1877 | 175 | 6342 | 147 | 0  | 35 |
| 1976 | .973 | 162 | 4314 | 1820 | 167 | 6301 | 151 | 0  | 38 |
| 1977 | .972 | 162 | 4336 | 1705 | 175 | 6216 | 127 | 0  | 34 |
| 1978 | .975 | 162 | 4321 | 1739 | 153 | 6213 | 126 | 1  | 32 |
| 1979 | .970 | 160 | 4223 | 1781 | 183 | 6187 | 139 | 0  | 25 |
| 1980 | .975 | 161 | 4284 | 1950 | 162 | 6396 | 156 | 0  | 14 |
| 1981 | .976 | 107 | 2904 | 1284 | 102 | 4290 | 93  | 0  | 10 |
| 1982 | .979 | 162 | 4389 | 1922 | 137 | 6448 | 186 | 0  | 13 |
| 1983 | .978 | 162 | 4322 | 1850 | 137 | 6309 | 176 | 0  | 6  |
| 1984 | .978 | 162 | 4341 | 1963 | 139 | 6443 | 153 | 0  | 7  |
| 1985 | .976 | 162 | 4372 | 2028 | 159 | 6559 | 197 | 0  | 8  |
| 1986 | .978 | 161 | 4274 | 2026 | 141 | 6441 | 181 | 1  | 11 |
| 1987 | .982 | 161 | 4283 | 1921 | 116 | 6320 | 170 | 0  | 11 |
| 1988 | .975 | 160 | 4338 | 1789 | 151 | 6278 | 138 | 0  | 9  |
| 1989 | .976 | 161 | 4343 | 1722 | 152 | 6217 | 124 | 0  | 14 |
| 1990 | .974 | 162 | 4289 | 1735 | 158 | 6182 | 133 | 0  | 15 |
| 1991 | .978 | 162 | 4358 | 1834 | 138 | 6330 | 122 | 0  | 14 |
| 1992 | .982 | 162 | 4380 | 1703 | 109 | 6192 | 121 | 0  | 13 |
| 1993 | .983 | 162 | 4365 | 1769 | 108 | 6242 | 146 | 0  | 13 |
| 1994 | .982 | 114 | 3079 | 1232 | 81  | 4392 | 85  | 0  | 11 |
| 1995 | .982 | 144 | 3875 | 1569 | 100 | 5544 | 113 | 0  | 8  |
| 1996 | .980 | 162 | 4407 | 1808 | 130 | 6345 | 143 | 0  | 11 |
| 1997 | .982 | 162 | 4397 | 1669 | 114 | 6180 | 136 | 0  | 11 |
| 1998 | .985 | 162 | 4316 | 1681 | 91  | 6088 | 139 | 0  | 13 |
| 1999 | .982 | 162 | 4413 | 1657 | 111 | 6181 | 127 | 0  | 10 |
| 2000 | .979 | 162 | 4321 | 1735 | 129 | 6185 | 138 | 1  | 9  |
| 2001 | .983 | 162 | 4342 | 1636 | 103 | 6081 | 133 | 0  | 9  |
| 2002 | .982 | 161 | 4402 | 1822 | 114 | 6338 | 170 | 0  | 12 |
| 2003 | .981 | 162 | 4369 | 1884 | 121 | 6374 | 166 | 1  | 7  |
| 2004 | .981 | 162 | 4350 | 1791 | 116 | 6257 | 171 | 1  | 10 |
| 2005 | .986 | 162 | 4331 | 1803 | 86  | 6220 | 170 | 0  | 8  |
| 2006 | .984 | 162 | 4324 | 1608 | 99  | 6031 | 146 | 0  | 8  |
| 2007 | .983 | 162 | 4369 | 1657 | 107 | 6133 | 141 | 0  | 10 |
| 2008 | .983 | 162 | 4322 | 1791 | 107 | 6220 | 149 | 0  | 14 |
| 2009 | .985 | 162 | 4388 | 1714 | 96  | 6198 | 159 | 0  | 12 |
| 2010 | .980 | 162 | 4318 | 1770 | 126 | 6214 | 166 | 0  | 6  |
| 2011 | .987 | 162 | 4439 | 1675 | 83  | 6197 | 131 | 0  | 9  |
| 2012 | .986 | 162 | 4336 | 1654 | 86  | 6076 | 147 | 0  | 10 |
| 2013 | .986 | 162 | 4351 | 1680 | 85  | 6116 | 141 | 0  | 6  |
| 2014 | .986 | 162 | 4365 | 1527 | 85  | 5977 | 143 | 0  | 18 |
| 2015 | .985 | 162 | 4276 | 1593 | 90  | 5959 | 186 | 0  | 13 |
| 2016 | .983 | 161 | 4343 | 1565 | 101 | 6009 | 134 | 0  | 14 |
| 2017 | .984 | 162 | 4324 | 1578 | 97  | 5999 | 137 | 0  | 20 |
| 2018 | .986 | 162 | 4370 | 1439 | 80  | 5889 | 134 | 0  | 13 |
| 2019 | .987 | 162 | 4352 | 1522 | 78  | 5952 | 156 | 0  | 24 |
| 2020 | .985 | 60  | 1573 | 533  | 33  | 2139 | 52  | 0  | 6  |
| 2021 | .988 | 161 | 4232 | 1483 | 71  | 5786 | 104 | 0  | 18 |
| 2022 | .987 | 162 | 4344 | 1382 | 77  | 5803 | 110 | 0  | 7  |
| 2023 | .986 | 162 | 4320 | 1339 | 82  | 5741 | 134 | 1  | 4  |



# HIGHEST FIELDING AVERAGE – SEASON

(MINIMUM 100 GAMES PLAYED AT THAT POSITION)

## BOSTON (1900–52)

|                | NAME             | YEAR | PCT.  |
|----------------|------------------|------|-------|
| First Baseman  | Walter Holke     | 1921 | .997  |
| Second Baseman | Edward Stanky    | 1949 | .979  |
| Third Baseman  | Arthur Whitney   | 1934 | .968  |
| Shortstop      | Edward Miller    | 1942 | .983  |
| Outfielder     | Willard Marshall | 1951 | 1.000 |
|                | Johnny Cooney    | 1941 | .996  |
|                | Sid Gordon       | 1952 | .996  |
| Catcher        | Raymond Berres   | 1941 | .995  |
| Pitcher*       | James Turner     | 1938 | 1.000 |

## MILWAUKEE (1953–65)

|                | NAME           | YEAR | PCT.  |
|----------------|----------------|------|-------|
| First Baseman  | Joe Adcock     | 1962 | .997  |
| Second Baseman | Frank Bolling  | 1962 | .989  |
| Third Baseman  | Eddie Mathews  | 1963 | .968  |
| Shortstop      | Woody Woodward | 1965 | .977  |
| Outfielder     | Bill Bruton    | 1959 | .991  |
|                | Hank Aaron     | 1965 | .987  |
|                | Bill Bruton    | 1960 | .986  |
| Catcher        | Del Crandall   | 1956 | .996  |
| Pitcher*       | Warren Spahn   | 1957 | 1.000 |

## ATLANTA (1966–PRESENT)

|                | NAME             | YEAR | PCT.  |
|----------------|------------------|------|-------|
| First Baseman  | Freddie Freeman  | 2020 | .998  |
| Second Baseman | Mark Lemke       | 1994 | .994  |
| Third Baseman  | Vinny Castilla   | 2002 | .982  |
| Shortstop      | Dansby Swanson   | 2020 | .991  |
| Outfielder     | Ronald Acuña Jr. | 2020 | 1.000 |
|                | Jason Heyward    | 2013 | 1.000 |
|                | Marquis Grissom  | 1996 | .997  |
|                | Nick Markakis    | 2015 | .997  |
|                | Dion James       | 1987 | .996  |
|                | Andruw Jones     | 2000 | .996  |
| Catcher        | Brian McCann     | 2012 | .998  |
| Pitcher*       | Phil Niekro      | 1974 | 1.000 |
|                | Phil Niekro      | 1975 | 1.000 |
|                | Phil Niekro      | 1977 | 1.000 |
|                | Tom Glavine      | 1991 | 1.000 |
|                | Greg Maddux      | 1995 | 1.000 |
|                | Tom Glavine      | 2002 | 1.000 |
|                | Tim Hudson       | 2007 | 1.000 |

\*Minimum 60 total chances for pitchers.

## ASSIST RECORDS

Top single-season and career assist totals, by position, in Atlanta history (since 1966).

| Season      |                 |      |         | Career      |                 |         |
|-------------|-----------------|------|---------|-------------|-----------------|---------|
| Position    | Name            | Year | Assists | Position    | Name            | Assists |
| First Base  | Chris Chambliss | 1982 | 138     | First Base  | Freddie Freeman | 888     |
| Second Base | Glenn Hubbard   | 1985 | 539     | Second Base | Glenn Hubbard   | 4045    |
| Third Base  | Darrell Evans   | 1975 | 381     | Third Base  | Chipper Jones   | 3447    |
| Shortstop   | Rafael Ramirez  | 1982 | 528     | Shortstop   | Rafael Ramirez  | 2739    |
| Outfield    | Andruw Jones    | 1998 | 20      | Outfield    | Andruw Jones    | 111     |
| Outfield    | Jeff Francoeur  | 2007 | 19      | Outfield    | Dale Murphy     | 102     |
| Outfield    | Jimmy Wynn      | 1976 | 17      | Outfield    | Jeff Francoeur  | 73      |
| Outfield    | Ralph Garr      | 1971 | 15      | Catcher     | Bruce Benedict  | 577     |
| Outfield    | Dale Murphy     | 1988 | 15      | Pitcher     | Phil Niekro     | 754     |
| Catcher     | Ozzie Virgil    | 1986 | 93      |             |                 |         |
| Pitcher     | Greg Maddux     | 1996 | 71      |             |                 |         |

# ATLANTA BRAVES CLUB RECORDS (SINCE 1966)

## ATLANTA GENERAL CLUB RECORDS [\*ALL "FEWEST" RECORDS ARE FOR FULL, 162-GAME SEASONS.]

### SEASON

|   |                                    |
|---|------------------------------------|
| Highest home attendance .....               | 3,884,720 in 1993                  |
| Highest road attendance .....               | 2,944,157 in 1993                  |
| Most games played .....                     | 163 in 1966, 1968, 1974            |
| Most extra-inning games played .....        | 26 in 2011                         |
| Most players used .....                     | 60, in 2015, 2016                  |
| Most games won, season .....                | 106 in 1998                        |
| Most games lost, season .....               | 106 in 1988                        |
| Most games won, month .....                 | 21, five times, last: August, 2023 |
| Most games lost, month .....                | 21, May, 1976; June, 2006          |
| Most games won, home .....                  | 56 in 1996, 1998, 1999, 2010, 2013 |
| Most victories over one club, season .....  | 17, vs. San Diego, 1974            |
| Most losses to one club, season .....       | 16, vs. Cincinnati, 1980           |
| Times League champion .....                 | 6 (Last: 2021)                     |
| Times Division champion .....               | 23 (Last: 2023)                    |
| Times Wild Card champion .....              | 2 (Last: 2012)                     |
| Last place finishes .....                   | 9, last: 2016                      |
| Highest percentage, games won, season ..... | .654 in 1998 (106-56)              |
| Lowest percentage, games won, season .....  | .338 in 1988 (54-106)              |
| Most shutouts won, season .....             | 24 in 1992                         |
| Most shutouts lost, season .....            | 24 in 1978                         |
| Most 1-0 shutouts won, season .....         | 7 in 1974                          |
| Most 1-0 shutouts lost, season .....        | 4 in 1988, 1989, 2014              |
| Most consecutive games won .....            | 15, April 16-May 2, 2000           |
| Most consecutive games lost .....           | 17, April 23-May 11, 1977          |
| Most consecutive victories, home .....      | 13, August 17-September 7, 2019    |
| Most consecutive victories, road .....      | 13, July 29-August 22, 2021        |
| Most consecutive losses, home .....         | 12, August 25-September 13, 2015   |
| Most consecutive losses, road .....         | 13, August 11-September 6, 2015    |

### GAME

|   |   |
|---|---|
| Longest 1-0 game won .....                | 13 innings, vs. St. Louis, May 16, 1997                                     |
| Longest 1-0 game lost .....               | 13 innings, vs. Los Angeles, May 18, 1974; vs. St. Louis, May 20, 1989      |
| Shortest game by time .....               | 1:14, at Chicago (NL), May 9, 1990 (5 innings)                              |
| Shortest game by time, nine innings ..... | 1:32 at Cincinnati, June 17, 1971   |
| Longest game by time .....                | 6:39, vs. Pittsburgh, July 26, 2011 (19 innings)                            |
| Longest game by time, nine innings .....  | 4:14, vs. Miami, September 9, 2020  |
| Longest game by innings, road .....       | 20, vs. Philadelphia, May 4, 1973   |
| Longest game by innings, home .....       | 19, vs. New York, July 4, 1985; vs. Pittsburgh, July 26, 2011               |
| Largest comeback victory .....            | 9 runs, vs. St. Louis, May 15, 1977 (trailed 10-1 in 5th inning, won 15-12) |
| .....                                     | vs. San Diego, June 7, 1987 (trailed 11-2 in 6th inning, won 13-12)         |
| .....                                     | at Washington, July 20, 2012 (trailed 9-0 in 5th inning, won 11-10)         |

## LONGEST BRAVES GAMES BY INNING

The longest games in Atlanta franchise history (since 1966).

### 20 innings

May 4, 1973 at Philadelphia -- PHI 5, ATL 4

### 19 innings

July 4, 1985 at Atlanta -- NYM 16, ATL 13  
 May 14, 1988 at St. Louis -- ATL 7, STL 5  
 July 26, 2011 at Atlanta -- ATL 4, PIT 3

### 18 innings

Sept. 6, 1984 at Los Angeles -- ATL 3, LAD 2  
 June 11, 1985 at Atlanta -- SF 5, ATL 4  
 August 3, 1996, at Los Angeles -- ATL 5, LA 3  
 \*October 9, 2005, at Houston -- HOU 7, ATL 6  
 \*Division Series

### 17 innings

May 2, 1968 at Los Angeles -- LAD 2, ATL 1  
 August 5, 1971 at Atlanta -- ATL 2, NY 1  
 September 28, 1988 at Atlanta -- ATL 4, HOU 3  
 July 28, 1989 at Atlanta -- CIN 4, ATL 2  
 July 6, 2008 at Atlanta -- ATL 7, HOU 6

### 16 innings

August 11, 1967 at Atlanta -- ATL 6, HOU 5  
 May 17, 1968 at New York -- ATL 3, NYM 1  
 May 23, 1987 at Chicago -- CHI 7, ATL 6  
 August 10, 1988 at Atlanta -- SD 5, ATL 4  
 May 6, 1992 at Pittsburgh -- PIT 4, ATL 3  
 May 7, 2002 at Atlanta -- LAD 6, ATL 5

## ATLANTA TEAM BATTING RECORDS

## SEASON

|   |                             |
|---|-----------------------------|
| Most at-bats .....  | 5,689 in 2007               |
| Most runs .....   | 947 in 2023                 |
| Fewest runs .....   | 348 in 1968                 |
| Most runs per game .....  | 5.9 in 2023                 |
| Fewest runs per game.....   | 3.15 in 1968                |
| Most opponent runs.....   | 895 in 1977                 |
| Most hits.....  | 1,608 in 2003               |
| Most singles.....   | 1,109 in 1968               |
| Most doubles.....   | 328 in 2007                 |
| Fewest doubles.....   | 170 in 1976                 |
| Most triples .....  | 48 in 1992                  |
| Fewest triples .....  | 16 in 2011                  |
| Most home runs .....  | 307 in 2023                 |
| Fewest home runs .....  | 80 in 1968                  |
| Most home runs, Atlanta-Fulton County Stadium (Braves & opponents)..... | 211 in 1970                 |
| Most home runs, Turner Field (Braves & opponents).....                  | 195 in 2006                 |
| Most home runs, Truist Park (Braves & opponents) .....                  | 251 in 2023                 |
| Most grand slams.....   | 12 in 1997                  |
| Most pinch-hit home runs.....   | 10 in 2010, 2017            |
| Most total bases .....  | 2,803 in 2023               |
| Most extra-base hits.....   | 623 in 2023                 |
| Most sacrifice hits .....   | 109 in 1974                 |
| Most sacrifice flies.....   | 52 in 1997, 2016            |
| Most stolen bases .....   | 165 in 1991                 |
| Fewest stolen bases.....  | 47 in 1972                  |
| Most caught stealing.....   | 88 in 1983                  |
| Fewest caught stealing.....   | 19 in 2021                  |
| Most bases on balls .....   | 641 in 1987                 |
| Fewest bases on balls .....   | 414 in 1968                 |
| Most strikeouts .....   | 1,467 in 2019               |
| Fewest strikeouts.....  | 665 in 1969                 |
| Most hit by pitch .....   | 67 in 2021, 2023            |
| Fewest hit by pitch.....  | 17 in 1977, 1983            |
| Most runs batted in.....  | 916 in 2023                 |
| Highest batting average.....  | .284 in 2003                |
| Lowest batting average.....   | .234 in 1989                |
| Highest slugging percentage .....                                       | .501 in 2023                |
| Lowest slugging percentage .....  | .334 in 1976                |
| Highest on-base percentage.....   | .349 in 2003                |
| Lowest on-base percentage.....  | .298 in 1989                |
| Most ground into double plays.....                                      | 154 in 1985                 |
| Fewest ground into double plays.....                                    | 81 in 2021                  |
| Most left on base.....  | 1,274 in 2008               |
| Fewest left on base.....  | 1,038 in 1988               |
| Most .300 hitters .....   | 3 in 1966, 1970, 2000, 2003 |
| Most consecutive games, one or more homers.....                         | 28, (68 homers), 2023       |

## GAME

|  |  |
|--|--|
| Most runs .....                          | 29, vs. Miami, September 9, 2020   |
| Most runs, shutout.....                  | 18, vs. Florida, October 3, 1999   |
| Most runs, inning.....                   | 13, vs. Houston, September 20, 1972 (2nd inning)   |
| Most hits.....                           | 25, vs. Cincinnati, May 1, 1985  |
| Most doubles.....                        | 9, three times, at Philadelphia, 5/3/1986; vs. San Francisco, 8/18/1998; at Arizona, 7/29/2007 |
| Most home runs .....                     | 8, at Chicago (NL), May 28, 2006   |
| Most extra-base hits.....                | 14, vs. Pittsburgh, May 21, 2021   |
| Most total bases .....                   | 48, vs. Pittsburgh, May 21, 2021   |
| Most left on base.....                   | 27, vs. Philadelphia, May 4, 1973 (20 innings)   |
| Most left on base, nine innings.....     | 18, vs. Los Angeles, June 23, 1986   |
| Most stolen bases .....                  | 8, two times, vs. New York, July 16, 1988; at Montreal, June 16, 1991                          |
| Most grand slams.....                    | 2, vs. San Francisco, July 3, 1966; vs. Houston, May 2, 1987; vs. Philadelphia, July 14, 1997  |
| .....                                    | vs. Pittsburgh, May 21, 2021   |
| Most times struck out .....              | 26 at New York-NL, August 23, 2019 (14 innings)  |
| Most times struck out, nine innings..... | 19, July 27, 2020 at Tampa Bay   |

## ATLANTA TEAM PITCHING RECORDS

### SEASON

|   |  |
|---|--|
| Most pitchers used .....                | 37 in 2015                               |
| Lowest ERA.....                         | 2.92 in 1968                             |
| Highest ERA.....                        | 4.85 in 1977                             |
| Most runs allowed.....                  | 895 in 1977                              |
| Fewest runs allowed.....                | 548 in 2013                              |
| Most runs allowed per game.....         | 5.52 in 1977                             |
| Fewest runs allowed per game.....       | 3.37 in 1968                             |
| Most innings pitched.....               | 1479.2 in 2011                           |
| Fewest innings pitched.....             | 1377.0 in 1972                           |
| Most hits allowed.....                  | 1581 in 1977                             |
| Fewest hits allowed.....                | 1236 in 2018                             |
| Most shutouts.....                      | 24 in 1992                               |
| Fewest shutouts.....                    | 3 in 1979                                |
| Most bases on balls allowed.....        | 701 in 1977                              |
| Fewest bases on balls.....              | 362 in 1968                              |
| Most strikeouts.....                    | 1,423 in 2018                            |
| Fewest strikeouts.....                  | 669 in 1975                              |
| Most home runs allowed.....             | 203 in 2019                              |
| Fewest home runs allowed.....           | 86 in 1976                               |
| Most complete games.....                | 46 in 1974                               |
| Fewest complete games.....              | 0 in 2017                                |
| Most saves.....                         | 57 in 2002                               |
| Fewest saves.....                       | 22 in 1974                               |
| Most consecutive shutouts.....          | 3, five times, last: 10/2/15-10/4/15     |
| Most consecutive scoreless innings..... | 36, 4th inning 4/26 - 3rd inning, 5/1/92 |
| Most wild pitches.....                  | 83 in 1966, 2016                         |

*\*All "fewest" records are for full, 162-game seasons.*

### GAME

|                                 |  |
|---------------------------------|--|
| Most runs allowed.....          | 23, two times, to Cincinnati, April 25, 1977; to San Francisco, June 8, 1990 |
| Most runs allowed, shutout..... | 19, to Montreal, July 30, 1978   |
| Most wild pitches.....          | 6, vs. Houston, August 4, 1979; at Arizona, July 24, 2017                    |

## ATLANTA TEAM FIELDING RECORDS

### SEASON/GAME/INNING

|  |   |
|--|---|
| Most putouts.....                                | 4,439 in 2011   |
| Fewest putouts.....                              | 4,223 in 1979   |
| Most assists.....                                | 2,028 in 1985   |
| Fewest assists.....                              | 1,339 in 2023   |
| Most chances accepted.....                       | 6,559 in 1985   |
| Fewest chances accepted.....                     | 5,741 in 2023   |
| Most errors.....                                 | 183 in 1979   |
| Fewest errors.....                               | 71 in 2021  |
| Most errorless games.....                        | 105 in 2018, 2023   |
| Most consecutive errorless games.....            | 15, September 1-17, 2019  |
| Most double plays.....                           | 197 in 1985   |
| Fewest double plays.....                         | 104 in 2021   |
| Most consecutive games making a double play..... | 15 (20 DPs) in 1982 (May 21-June 8)   |
| Most passed balls.....                           | 42 in 1967  |
| Fewest passed balls.....                         | 4 in 2023   |
| Highest fielding average.....                    | .988 in 2021  |
| Lowest fielding average.....                     | .970 in 1979  |
| Most errors, game.....                           | 7, two times, vs. Philadelphia, July 22, 1973 (2nd game); at Colorado, May 2, 2004        |
| Most double plays, game.....                     | 7, vs. Cincinnati, June 27, 1982 (14 innings)* <b>tmnl</b>                                |
| Most double plays, nine innings.....             | 5, six times; last: at Florida, April 14, 2002  |
| Most errors, inning.....                         | 4, two times, at San Francisco, June 13, 1989 (3rd); vs. San Diego., Sept. 16, 1990 (2nd) |

FRONT OFFICE  
MANAGER & STAFF  
PLAYER BIOS  
SEASON IN REVIEW  
PLAYER DEVELOPMENT  
BRAVES HISTORY  
OPPONENTS  
MISCELLANEOUS



## ATLANTA INDIVIDUAL BATTING RECORDS

## CAREER

|                                       |  |
|---------------------------------------|--|
| Most years appeared, non-pitcher..... | 19, Chipper Jones  |
| Most games.....                       | 2,499, Chipper Jones   |
| Most consecutive games.....           | 740, Dale Murphy (9/25/81-7/8/86)                            |
| Most at-bats.....                     | 8,984, Chipper Jones   |
| Most runs.....                        | 1,619, Chipper Jones   |
| Most hits.....                        | 2,726, Chipper Jones   |
| Most singles.....                     | 1,671, Chipper Jones   |
| Most doubles.....                     | 549, Chipper Jones   |
| Most triples.....                     | 40, Ralph Garr   |
| Most home runs, righthander.....      | 371, Dale Murphy   |
| Most home runs, lefthander.....       | 271, Freddie Freeman   |
| Most home runs, switch-hitter.....    | 468, Chipper Jones (107 from right side, 361 from left side) |
| Most RBI.....                         | 1,623, Chipper Jones   |
| Most game-winning RBI.....            | 229, Chipper Jones   |
| Most grand slams.....                 | 10, Brian McCann   |
| Most total bases.....                 | 4,755, Chipper Jones   |
| Most extra-base hits.....             | 1,055, Chipper Jones   |
| Highest batting average.....          | .317, Ralph Garr   |
| Highest slugging average.....         | .567, Hank Aaron   |
| Highest on-base percentage.....       | .401, Chipper Jones  |
| Most stolen bases.....                | 189, Rafael Furcal   |
| Most bases on balls.....              | 1,512, Chipper Jones   |
| Most bases on balls, intentional..... | 177, Chipper Jones   |
| Most strikeouts.....                  | 1,581, Dale Murphy   |
| Most sacrifice hits.....              | 171, Tom Glavine   |
| Most sacrifice flies.....             | 97, Chipper Jones  |
| Most hit by pitch.....                | 83, Andruw Jones   |
| Most grounded into double plays.....  | 253, Chipper Jones   |

## SEASON

|  |  |
|--|--|
| Most games.....  | 162, F. Millan (1969); D. Murphy (1982-85); A. Jones (1999); J. Francoeur (2006-07);<br>.....F. Freeman (2014,'18), N.Markakis (2018), Matt Olson (2023) |
| Most at-bats.....  | 671, Marquis Grissom, 158 games, 1996  |
| Most runs.....   | 149, Ronald Acuña Jr., 159 games, 2023   |
| Most hits.....   | 219, Ralph Garr, 154 games, 1971   |
| Most consecutive games hit safely.....                                     | 33, Dan Uggla, 2011  |
| Most consecutive games hit safely to begin a season.....                   | 23, Edgar Renteria, 2006   |
| Most consecutive at-bats with a hit.....                                   | 10, Matt Diaz, August 12-14, 2006 (in 10 plate appearances)  |
| Most consecutive plate appearances reaching safely (without an error)..... | 12, Freddie Freeman, April 16-19, 2017   |
| Most singles.....  | 180, Ralph Garr, 154 games, 1971   |
| Most doubles.....  | 49, Marcus Giles, 145 games, 2003  |
| Most triples.....  | 17, Ralph Garr, 143 games, 1974  |
| Most home runs, righthander.....   | 51, Andruw Jones, 160 games, 2005  |
| Most home runs, lefthander.....  | 54, Matt Olson, 162 games, 2023  |
| Most home runs, switch hitter.....   | 45, Chipper Jones, 157 games, 1999   |
| Most home runs, home.....  | 31, Hank Aaron, 1971   |
| Most home runs, road.....  | 30, Andruw Jones, 2005   |
| Most home runs, month.....   | 14, Bob Horner, July 1980  |
| Most home runs, rookie.....  | 33, Earl Williams, 145 games, 1971   |
| Most two-homer games.....  | 9, Andruw Jones, 2005  |
| Most grand slams.....  | 3, Chipper Jones, 157 games, 1997  |
| Most total bases.....  | 383, Ronald Acuña Jr., 159 games, 2023   |
| Most pinch-hits.....   | 20, Chris Chambliss, 97 games, 1986  |
| Most consecutive pinch-hits.....   | 6, Milt Thompson, 1985   |
| Most extra-base hits.....  | 87, Chipper Jones, 157 games, 1999   |
| Most sacrifice hits.....   | 20, three times, Rod Gilbreath, 116 games, 1976;<br>Glenn Hubbard, 145 games, 1982; Javier Vazquez, 32 games, 2009                                       |
| Most sacrifice flies.....  | 10, 3x, Bob Horner, 141 g, 1986; Gerald Perry, 141 g, 1988; Chipper Jones, 156 g, 2000   |
| Most times grounded into double plays.....                                 | 25, Andrelton Simmons, 2014; Matt Kemp, 2017   |
| Fewest ground into double plays.....                                       | 1, David Justice, 144 games, 1992  |
| Most stolen bases.....   | 73, Ronald Acuña Jr., 159 games, 2023  |
| Most caught stealing.....  | 23, Brett Butler, 151 games, 1983  |
| Most bases on balls.....   | 127, James Wynn, 148 games, 1976   |
| Most bases on balls, intentional.....                                      | 29, Dale Murphy, 1987  |
| Most consecutive games, bases on balls.....                                | 16, Chipper Jones, 1999  |
| Most consecutive games, reached base safely.....                           | 52, Gary Sheffield, 2002   |

## ATLANTA INDIVIDUAL BATTING RECORDS, CONTINUED

|                                      |   |
|--------------------------------------|---|
| Most strikeouts .....                | 188, Ronald Acuña Jr, 156 games, 2019                                     |
| Fewest strikeouts.....               | 35, Felix Millan, 162 games, 1969   |
| Most hit by pitch .....              | 25, Andres Galarraga, 153 games, 1998                                     |
| Most RBI.....                        | 139, Matt Olson, 162 games, 2023  |
| Most game-winning RBI.....           | 23, two times, Ron Gant, 154 games, 1991; Gary Sheffield, 135 games, 2002 |
| Most consecutive games with RBI..... | 11, Matt Olson, July 28–August 8, 2023                                    |
| Highest batting average.....         | .366, Rico Carty, 136 games, 1970   |
| Highest slugging average.....        | .669, Hank Aaron, 139 games, 1971   |
| Highest on-base percentage.....      | .470, Chipper Jones, 128 games, 2008                                      |

### GAME

|                           |  |
|---------------------------|--|
| Most runs .....           | 5, seven times, last:<br>..... (Adam Duvall, Austin Riley & Dansby Swanson vs. Miami, September 9, 2020)   |
| Most hits.....            | 6, two times,<br>..... Felix Millan vs. San Francisco, July 6, 1970; Willie Harris vs. St. Louis, July 21, 2007  |
| Most doubles.....         | 4, three times, <b>*tml</b><br>..... Marcus Giles at Montreal, July 27, 2003; Adam LaRoche at Milwaukee, May 15, 2004<br>..... Rafael Ramirez vs. Chicago (NL), May 21, 1986 |
| Most triples .....        | 3, Rafael Furcal vs. Florida, April 21, 2002 <b>*tml</b>   |
| Most home runs .....      | 4, Bob Horner vs. Montreal, July 6, 1986 <b>*tml</b>   |
| Most RBI .....            | 9, Tony Cloninger vs. San Francisco, July 3, 1966; Adam Duvall vs. Miami, September 9, 2020  |
| Most grand slams.....     | 2, Tony Cloninger vs. San Francisco, July 3, 1966 <b>*tml</b>  |
| Most stolen bases .....   | 6, Otis Nixon vs. Montreal, June 16, 1991 <b>*tml</b>  |
| Most bases on balls ..... | 5, three times<br>..... Hank Aaron at St. Louis, July 11, 1972;<br>..... Dale Murphy vs. New York, April 22, 1983 & vs. Chicago, May 23, 1987                                |

### INNING

|                         |   |
|-------------------------|---|
| Most home runs .....    | 2, Dale Murphy vs. San Francisco, July 27, 1989 <b>*tml</b>                               |
| Most RBI .....          | 6, Dale Murphy vs. San Francisco, July 27, 1989   |
| Most stolen bases ..... | 2, 76 times, Last: Luke Williams, Sept. 20, 2023 vs. Philadelphia, 9th inning (2nd & 3rd) |

## ATLANTA INDIVIDUAL PITCHING RECORDS

### CAREER

|  |   |
|--|---|
| Most years.....                        | 20, John Smoltz                         |
| Most games .....                       | 708, John Smoltz                        |
| Most games started .....               | 594, Phil Niekro                        |
| Most complete games .....              | 226, Phil Niekro                        |
| Most innings pitched.....              | 4,533, Phil Niekro                      |
| Highest winning percentage .....       | .688 (194–88), Greg Maddux              |
| Most games won.....                    | 266, Phil Niekro                        |
| Most 20-win seasons.....               | 5, Tom Glavine                          |
| Most games lost.....                   | 227, Phil Niekro                        |
| Most saves .....                       | 186, Craig Kimbrel                      |
| Most 40-save seasons .....             | 4 (consecutive, 2011–14), Craig Kimbrel |
| Most bases on balls .....              | 1,425, Phil Niekro                      |
| Most bases on balls, intentional ..... | 114, Tom Glavine                        |
| Most strikeouts .....                  | 3,011, John Smoltz                      |
| Most shutouts .....                    | 43, Phil Niekro                         |
| Most runs .....                        | 1,880, Phil Niekro                      |
| Most earned runs .....                 | 1,613, Phil Niekro                      |
| Lowest ERA.....                        | 2.63, Greg Maddux                       |
| Most hits.....                         | 4,136, Phil Niekro                      |
| Most home runs .....                   | 386, Phil Niekro                        |
| Most balks .....                       | 35, Phil Niekro                         |
| Most sacrifice hits allowed.....       | 193, Phil Niekro                        |
| Most sacrifice flies allowed.....      | 87, Tom Glavine                         |
| Most batters hit by pitch.....         | 104, Phil Niekro                        |
| Most wild pitches .....                | 190, Phil Niekro                        |

FRONT OFFICE  
MANAGER & STAFF  
PLAYER BIOS  
SEASON IN REVIEW  
PLAYER DEVELOPMENT  
BRAVES HISTORY  
OPPONENTS  
MISCELLANEOUS

## ATLANTA INDIVIDUAL PITCHING RECORDS

### SEASON

|   |  |
|---|--|
| Most games pitched.....                                 | 87, Peter Moylan, 2009                                       |
| Most games started.....                                 | 44, Phil Niekro, 1979  |
| Most complete games.....                                | 23, Phil Niekro, 1979  |
| Most games finished.....                                | 68, John Smoltz, 2002  |
| Most innings pitched.....                               | 342, Phil Niekro, 1979                                       |
| Highest winning percentage.....                         | .905 (19-2), Greg Maddux, 1995                               |
| Highest winning percentage, starter (min. 20 dec.)..... | .905 (19-2), Greg Maddux, 1995*                              |
| Most games won, righthander.....                        | 24, John Smoltz, 1996  |
| Most games won, lefthander.....                         | 22, Tom Glavine, 1993  |
| Most games lost.....                                    | 20, Phil Niekro, 1977, 1979                                  |
| Most games lost, relief pitcher.....                    | 16, Gene Garber, 1979  |
| Longest winning streak.....                             | 14 games, John Smoltz, 1996                                  |
| Longest losing streak.....                              | 16 games, Shelby Miller, 2015                                |
| Most saves.....   | 55, John Smoltz, 2002* <b>tml</b>                            |
| Most bases on balls.....                                | 164, Phil Niekro, 1977                                       |
| Most bases on balls, intentional.....                   | 16, Gene Garber, 1982  |
| Lowest ERA (min. 162 IP).....                           | 1.56, Greg Maddux, 202.0 IP, 1994                            |
| Lowest batting average against (min. 162 IP).....       | .195, Mike Foltyniewicz, 2018                                |
| Most strikeouts.....                                    | 281, Spencer Strider, 2023                                   |
| Most shutouts.....                                      | 6, Phil Niekro, 1974   |
| Most 1-0 shutouts won.....                              | 3, Charlie Leibrandt, 1992                                   |
| Most runs allowed.....                                  | 166, Phil Niekro, 1977                                       |
| Most earned runs allowed.....                           | 148, Phil Niekro, 1977                                       |
| Most hits allowed.....                                  | 315, Phil Niekro, 1977                                       |
| Most hit batsmen.....                                   | 15, Tim Hudson, 2011   |
| Most wild pitches.....                                  | 27, Tony Cloninger, 1966                                     |
| Most home runs allowed.....                             | 41, Phil Niekro, 1979  |
| Most sacrifice hits allowed.....                        | 22, Tom Glavine, 1999  |
| Most sacrifice flies allowed.....                       | 12, three times  |
| .....   | Tony Cloninger, 1966; Carl Morton, 1974; Ervin Santana, 2014 |
| Most balks.....   | 8, Rick Mahler, 1988   |

### GAME

|                        |  |
|------------------------|--|
| Most strikeouts.....   | 16, Spencer Strider vs. Colorado, September 1, 2023    |
| Most wild pitches..... | 6, Phil Niekro vs. Houston, August 4, 1979* <b>tml</b> |

### INNING

|                        |  |
|------------------------|--|
| Most wild pitches..... | 4, Phil Niekro vs. Houston, August 4, 1979* <b>tml</b> |
|------------------------|--|

## ATLANTA INDIVIDUAL FIELDING RECORDS

### SEASON

|                   |                              |
|-------------------|------------------------------|
| Most putouts..... | 1,626, Chris Chambliss, 1980 |
| Most assists..... | 539, Glenn Hubbard, 1985     |
| Most errors.....  | 39, Rafael Ramirez, 1983     |

### GAME

|                  |   |
|------------------|---|
| Most errors..... | 4, Darrell Evans, vs. Cincinnati, 9/20/1975; Mark DeRosa, at Colorado, 5/2/2004 |
|------------------|---|

### INNING

|                  |   |
|------------------|---|
| Most errors..... | 3, Jim Presley vs. San Diego, September 16, 1990 (2nd inning) |
|------------------|---|

- \*-Denotes Major League record.
- \*nl-Denotes National League record.
- \*tml-Denotes tied National League record.
- \*tml-Denotes tied Major League record.
- \*mml-Denotes modern Major League record.
- \*tmml-Denotes tied modern Major League record.
- \*tmnl-Denotes tied modern National League record.

# BRAVES FRANCHISE RECORDS

## GENERAL FRANCHISE RECORDS [\*ALL "FEWEST" RECORDS ARE FOR FULL, 162-GAME SEASONS.]

|  |   |
|--|---|
| Highest home attendance, season .....                  | 3,884,720 in 1993   |
| Highest road attendance, season .....                  | 2,944,157 in 1993   |
| Most games played.....                                 | 163 in 1963, 1966, 1968, 1974                             |
| Most extra-inning games played .....                   | 27 in 1943  |
| Most games won, season.....                            | 106, 1998   |
| Most games lost, season .....                          | 115 in 1935   |
| Most games won, month .....                            | 26, September 1914  |
| Most games lost, month.....                            | 25, September 1928, September 1935                        |
| Most games won, home, season.....                      | 56 in 1996, 1998, 1999, 2010, 2013                        |
| Most games lost, home, season .....                    | 55 in 1923  |
| Most games won, road, season .....                     | 53 in 1993  |
| Most games lost, road, season.....                     | 65 in 1935  |
| Highest winning percentage, season .....               | .705 in 1897 (93-39)                                      |
| Highest winning percentage, season, since 1900 .....   | .654 in 1998 (106-56)                                     |
| Lowest winning percentage, season .....                | .248 in 1935 (38-115)                                     |
| Most shutouts lost, season .....                       | 28 in 1906  |
| Most 1-0 shutouts won, season .....                    | 9 in 1916   |
| Most 1-0 shutouts lost, season.....                    | 6 in 1906, 1933   |
| Most consecutive games won .....                       | 18 in 1891  |
| Most consecutive games won since 1900.....             | 15 in 2000  |
| Most consecutive games lost.....                       | 19 in 1906  |
| Most consecutive victories, home .....                 | 13 in 2019  |
| Most consecutive victories, road.....                  | 13, in 2021   |
| Most consecutive losses, home.....                     | 14 in 1911  |
| Most consecutive losses, road.....                     | 16 in 1906  |
| Most victories over one club, season.....              | 18, Cincinnati, 1957                                      |
| Most losses to one club, season .....                  | 21, Chicago, 1909   |
| Times league champion .....                            | 18  |
| Last place finishes .....                              | 15  |
| Longest 1-0 game won .....                             | 13 innings, seven times, last vs. St. Louis, May 16, 1997 |
| Longest 1-0 game lost.....                             | 17 innings, vs. Chicago, September 21, 1901               |
| Shortest game by time.....                             | 1:15 vs. Cincinnati, August 10, 1944                      |
| Longest game by time, 9 innings .....                  | 4:02 at San Francisco, June 22, 1962                      |
| Longest game by innings .....                          | 26, vs. Brooklyn, May 1, 1920 (1-1 tie)*                  |
| Largest winning margin .....                           | 20 runs vs. Miami, September 10, 2020 (29-9)              |
| Largest losing margin.....                             | 23 runs, vs. Cincinnati, June 4, 1911 (3-26)              |
| Most consecutive Opening Day wins.....                 | 10, 1887-1896   |
| Most players, season .....                             | 60 in 2015, 2016  |
| Fewest players, season .....                           | 23 in 1905  |
| Largest crowd, day game.....                           | 54,296 vs. Philadelphia, October 2, 2010                  |
| Largest crowd, doubleheader .....                      | 50,597 vs. Chicago, July 4, 1972                          |
| Largest crowd, night game .....                        | 53,953 vs. St. Louis, July 21, 2007                       |
| Largest crowd, home opener.....                        | 53,775 vs. Los Angeles, April 8, 1974                     |
| Largest crowd, postseason game.....                    | 54,357 vs. Chicago, October 5, 2003                       |
| Largest crowd, Turner Field, regular-season game.....  | 54,296 vs. Philadelphia, October 2, 2010                  |
| Largest crowd, SunTrust Park, regular-season game..... | 43,619 vs. Los Angeles-NL, August 17, 2019                |



# FRANCHISE CLUB BATTING RECORDS

## SEASON

|  |                        |
|--|------------------------|
| Most at-bats .....                                   | 5,689 in 2007          |
| Most runs .....                                      | 1,220 in 1894          |
| Most runs (since 1900).....                          | 947 in 2023            |
| Most runs per game .....                             | 9.17 in 1894           |
| Most runs per game (since 1900).....                 | 5.9 in 2023            |
| Fewest runs .....                                    | 408 in 1906            |
| Fewest runs per game.....                            | 2.68 in 1906           |
| Most hits.....                                       | 1,658 in 1894          |
| Most hits (since 1900) .....                         | 1,608 in 2003          |
| Fewest hits.....                                     | 1,115 in 1906          |
| Most singles.....                                    | 1,196 in 1925          |
| Most doubles.....                                    | 328 in 2007            |
| Fewest doubles.....                                  | 125 in 1909            |
| Most triples .....                                   | 100 in 1921            |
| Fewest triples .....                                 | 16 in 2011             |
| Most home runs .....                                 | 307 in 2023            |
| Fewest home runs .....                               | 15 in 1909             |
| Most home runs, home games, Braves and opponent..... | 251 in 2023            |
| Most grand slams.....                                | 12 in 1997* <b>tnl</b> |
| Most pinch-home runs.....                            | 10 in 2010             |
| Most total bases .....                               | 2,803 in 2023          |
| Most extra-base hits.....                            | 623 in 2023            |
| Most sacrifice hits.....                             | 142 in 1956            |
| Most sacrifice flies.....                            | 60 in 1960             |
| Most stolen bases .....                              | 373 in 1887            |
| Most stolen bases (since 1900).....                  | 189 in 1902            |
| Fewest stolen bases.....                             | 20 in 1935             |
| Most caught stealing.....                            | 88 in 1983             |
| Fewest caught stealing (since 1951) .....            | 8 in 1958              |
| Most bases on balls .....                            | 684 in 1949            |
| Fewest bases on balls .....                          | 326 in 1933            |
| Most strikeouts .....                                | 1,467 in 2019          |
| Fewest strikeouts.....                               | 348 in 1926            |
| Most hit by pitch .....                              | 67 in 2021, 2023       |
| Fewest hit by pitch.....                             | 13 in 1941             |
| Most RBI.....  | 1,027 in 1894          |
| Most RBI (since 1900) .....                          | 916 in 2023            |
| Highest batting average.....                         | .331 in 1894           |
| Highest batting average (since 1900).....            | .292 in 1925           |
| Lowest batting average.....                          | .223 in 1909           |
| Highest on-base percentage.....                      | .357 in 1948           |
| Lowest on-base percentage.....                       | .267 in 1885           |
| Lowest on-base percentage (since 1900).....          | .277 in 1905           |
| Highest slugging percentage .....                    | .501 in 2023           |
| Lowest slugging percentage .....                     | .274 in 1909           |
| Most ground into double plays.....                   | 154 in 1985            |
| Fewest ground into double plays.....                 | 81 in 2021             |
| Most left on base.....                               | 1,274 in 2008          |
| Fewest left on base.....                             | 1,003 in 1933          |
| Most .300 hitters .....                              | 8 in 1931              |
| Most consecutive games, one or more homers.....      | 28 (68 homers) in 2023 |

## FRANCHISE SINGLE-SEASON BATTING LEADERS

Below are the franchise single-season batting leaders by position.

| Position            | Batting Avg               | Home Runs               | RBI  |
|---------------------|---------------------------|-------------------------|--|
| <b>Catcher</b>      | .321 Joe Torre, 1964      | 43 Javy Lopez, 2003     | 109 Javy Lopez, 2003                             |
| <b>First Base</b>   | .373 Dan Brouthers, 1889  | 54 Matt Olson, 2023     | 139 Matt Olson, 2023                             |
| <b>Second Base</b>  | .387 Rogers Hornsby, 1928 | 43 Davey Johnson, 1973  | 115 Bobby Lowe, 1894                             |
| <b>Third Base</b>   | .374 Billy Nash, 1887     | 47 Eddie Mathews, 1953  | 135 Eddie Mathews, 1953                          |
| <b>Shortstop</b>    | .339 Herman Long, 1896    | 27 Dansby Swanson, 2021 | 100 Herman Long, 1896<br>100 Herman Long, 1899   |
| <b>Left Field</b>   | .366 Rico Carty, 1970     | 40 Hank Aaron, 1973     | 129 Hugh Duffy, 1897                             |
| <b>Center Field</b> | .440 Hugh Duffy, 1894     | 51 Andruw Jones, 2005   | 145 Hugh Duffy, 1894                             |
| <b>Right Field</b>  | .355 Hank Aaron, 1959     | 47 Hank Aaron, 1971     | 132 Hank Aaron, 1957<br>132 Gary Sheffield, 2003 |

## FRANCHISE CLUB BATTING RECORDS, CONTINUED

### GAME

|   |   |
|---|---|
| Most players used .....                             | 28, vs. Washington, September 7, 2008   |
| Most players used (9-inning game) .....             | 25, at Philadelphia, September 26, 1964   |
| Most players used, both teams (9-inning game) ..... | 45, at New York Mets, September 29, 2002* <b>tml</b>  |
| Most runs .....                                     | 30, vs. Detroit, June 9, 1883   |
| Most runs (since 1900).....                         | 29, vs. Miami, September 9, 2020* <b>nl</b>   |
| Most runs, both teams (since 1900) .....            | 38, vs. Miami, September 9, 2020  |
| Most runs, shutout game .....                       | 18, vs. Buffalo, October 3, 1885  |
| Most runs, shutout game (since 1900).....           | 18, vs. Florida, October 3, 1999  |
| Largest comeback victory.....                       | 9 runs, vs. St. Louis, May 15, 1977 (trailed 10-1 in 5th inning, won 15-12)<br>..... vs. San Diego, June 7, 1987 (trailed 11-2 in 6th inning, won 13-12)<br>..... at Washington, July 20, 2012 (trailed 9-0 in 5th inning, won 11-10) |
| Most hits.....                                      | 32, vs. St. Louis, September 3, 1896 (1st game)   |
| Most hits (since 1900) .....                        | 26, vs. Chicago, September 2, 1957 (1st game)   |
| Most left on base.....                              | 27, vs. Philadelphia, May 4, 1973 (20 innings)*; 18, vs. Los Angeles, June 23, 1986* <b>tml</b>   |
| Most extra-base hits .....                          | 14 vs. Pittsburgh, May 21, 2021 (7 doubles, 7 HR)   |
| Most total bases .....                              | 48 vs. Pittsburgh, May 21, 2021   |
| Most stolen bases .....                             | 8, vs. Cincinnati, August 28, 1909; vs. New York, July 16, 1988<br>..... vs. Montreal, June 16, 1991  |
| Most home runs .....                                | 8, vs. Pittsburgh, August 30, 1953 (1st game)<br>..... at Chicago, May 28, 2006   |
| Most home runs, both clubs .....                    | 10, vs. Cincinnati, April 2, 1970 (3-7)   |
| Most grand slams.....                               | 2, vs. Philadelphia, July 14, 1997;<br>..... vs. Houston, May 2, 1987; vs. San Francisco, July 3, 1966; vs. Pittsburgh, May 21, 2021* <b>tml</b>  |

### INNING

|                                 |  |
|---------------------------------|--|
| Most runs .....                 | 16, vs. Baltimore, June 18, 1894 (1st)   |
| Most runs (since 1900).....     | 13, vs. St. Louis, July 25, 1900 (1st);<br>..... vs. Brooklyn, June 25, 1910 (1st); vs. Houston, September 20, 1972 (2nd)  |
| Most runs, both teams .....     | 17, vs. New York, June 20, 1912 (9th 10-7)* <b>tml</b>   |
| Most hits.....                  | 12, vs. Houston, September 20, 1972 (2nd)  |
| Most hits, both teams .....     | 17, vs. New York, June 20, 1912 (9th)  |
| Most extra-base hits .....      | 7, vs. St. Louis, August 25, 1963 (1G), (1st - 7 doubles)  |
| Most home runs .....            | 4, vs. Cincinnati, June 8, 1961 (7th); at Chicago, June 8, 1965 (10th);<br>vs. Montreal, June 21, 1971 (8th); vs. Houston, September 20, 1992 (6th);<br>at Philadelphia, June 23, 1997 (3rd); vs. San Francisco, May 20, 2001 (7th)<br>vs. Pittsburgh, June 11, 2019 (2nd) |
| Most consecutive home runs..... | 4, vs. Cincinnati, June 8, 1961 (7th)<br>(Mathews, Aaron, Adcock, Thomas)* <b>tml</b>  |

## FRANCHISE CLUB PITCHING RECORDS

### SEASON

|  |  |
|--|--|
| Most innings pitched.....                | 1479.2 in 2011   |
| Fewest innings pitched .....             | 1330.0 in 1935   |
| Most opponents runs .....                | 1,021 in 1911  |
| Fewest opponent runs.....                | 516 in 1902  |
| Most opponent runs per game .....        | 6.54 in 1911   |
| Fewest opponent runs per game .....      | 2.87 in 1916   |
| Most hits allowed .....                  | 1,662 in 1923  |
| Fewest hits allowed .....                | 1,156 in 1892  |
| Fewest hits allowed (since 1900).....    | 1,206 in 1916  |
| Most walks .....                         | 701 in 1977  |
| Fewest walks .....                       | 325 in 1916  |
| Most home runs .....                     | 203 in 2019  |
| Fewest home runs .....                   | 19 in 1917   |
| Most shutouts .....                      | 24 in 1992   |
| Fewest shutouts .....                    | 1 in 1928  |
| Most complete games .....                | 142 in 1892  |
| Most complete games since 1900.....      | 139 in 1905  |
| Fewest complete games .....              | 0 in 2017  |
| Most consecutive (CG) shutouts .....     | 3, July 24-26, 1959 (Pizarro, Burdette, Spahn);<br>..... September 4-6, 1963 (Spahn, Sadowski, Shaw) |
| Most consecutive scoreless innings ..... | 36, April 26 (4th inning) to May 1 (3rd inning), 1992  |
| Most no-hit games .....                  | 2 in 1960  |

## FRANCHISE CLUB PITCHING RECORDS, CONTINUED

|                             |   |
|-----------------------------|---|
| Most strikeouts .....       | 1,554 in 2023                             |
| Fewest strikeouts.....      | 343 in 1928                               |
| Most saves .....            | 57 in 2002                                |
| Fewest saves.....           | 0, four times (1901, 1904, 1905 and 1906) |
| Most wild pitches .....     | 83 in 1966, 2016                          |
| Fewest balks .....          | 0 in 1948, 1957* <b>tml</b>               |
| Lowest ERA.....             | 2.19 in 1916                              |
| Highest ERA.....            | 5.41 in 1894                              |
| Highest ERA since 1900..... | 5.12 in 1929                              |

### GAME

|  |  |
|--|--|
| Most pitchers used .....                   | 10, three times<br>.....at Philadelphia, Sept. 27, 2003; vs. Washington, Sept. 7, 2008, at New York-NL, Sept. 29, 2019 |
| Most pitcher used (nine-inning game).....  | 8, 11 times, last: at Washington, September 3, 2015  |
| Most wild pitches .....                    | 6, vs. Chicago, May 4, 1963; vs. Houston, August 4, 1979   |
| Most balks .....                           | 6, vs. Chicago, May 4, 1963*   |
| Most runs by opponent .....                | 27 by Pittsburgh, June 6, 1894   |
| Most runs by opponent since 1900.....      | 26 by Cincinnati, June 4, 1911   |
| Most runs, shutout game, by opponent ..... | 19 by Montreal, July 30, 1978  |

### INNING

|                                 |   |
|---------------------------------|---|
| Most pitchers used, inning..... | 5, vs. St. Louis, July 22, 1967 (9th)<br>.....(Johnson, Hernandez, Raymond, Kelley, Upshaw) |
| Most wild pitches .....         | 4, vs. Houston, August 4, 1979 (Niekro)   |

## FRANCHISE CLUB FIELDING RECORDS

### SEASON

|  |                                     |
|--|-------------------------------------|
| Most putouts .....                               | 4,439 in 2011                       |
| Fewest putouts .....                             | 3,977 in 1907                       |
| Most assists.....                                | 2,224 in 1908                       |
| Fewest assists.....                              | 1,339 in 2023                       |
| Most chances accepted .....                      | 6,679 in 1910                       |
| Fewest chances accepted.....                     | 5,741 in 2023                       |
| Most errors .....                                | 353 in 1904                         |
| Fewest errors.....                               | 71 in 2021                          |
| Most errorless games.....                        | 105 in 2018, 2023                   |
| Most consecutive errorless games .....           | 15 in 2019 (September 1-17)         |
| Most double plays.....                           | 197 in 1985                         |
| Fewest double plays.....                         | 101 in 1935                         |
| Most consecutive games making a double play..... | 15 (20 DPs) in 1982 (May 21-June 8) |
| Most passed balls.....                           | 167 in 1883                         |
| Most passed balls since 1900.....                | 42 in 1905, 1967                    |
| Fewest passed balls .....                        | 2 in 1943                           |
| Highest fielding average.....                    | .988 in 2021                        |
| Lowest fielding average.....                     | .945 in 1904                        |

### GAME

|  |   |
|--|---|
| Most errors .....                              | 11, vs. St. Louis, June 11, 1906                          |
| Most double plays.....                         | 7, vs. Cincinnati, June 27, 1982 (14 innings)* <b>tml</b> |
| Most double plays, 9 innings (since 1957)..... | 5 (six times), last: vs. Florida, April 14, 2002          |

\*-Denotes Major League record

\*nl-Denotes National League record

\*tnl-Denotes tied National League record

\*tml-Denotes tied Major League record

\*mml-Denotes modern Major League record

\*tmml-Denotes tied modern Major League record

\*tmnl-Denotes tied modern National League record

# FRANCHISE INDIVIDUAL BATTING RECORDS

## CAREER

|  |                                   |
|--|-----------------------------------|
| Most years, non-pitcher.....                 | 21, Hank Aaron                    |
| Most games.....                              | 3,076, Hank Aaron                 |
| Most consecutive games.....                  | 740, Dale Murphy (9/26/81-7/8/86) |
| Most at-bats.....                            | 11,628, Hank Aaron                |
| Most runs.....                               | 2,107, Hank Aaron                 |
| Most hits.....                               | 3,600, Hank Aaron                 |
| Most singles.....                            | 2,171, Hank Aaron                 |
| Most doubles.....                            | 600, Hank Aaron                   |
| Most triples.....                            | 103, Rabbit Maranville            |
| Most home runs, righthander.....             | 733, Hank Aaron                   |
| Most home runs, lefthander.....              | 493, Eddie Mathews                |
| Most home runs, switch-hitter.....           | 468, Chipper Jones                |
| Most grand slams.....                        | 16, Hank Aaron                    |
| Most pinch-homers.....                       | 7, Joe Adcock, Brooks Conrad      |
| Most homers by pitcher.....                  | 35, Warren Spahn                  |
| Most total bases.....                        | 6,591, Hank Aaron                 |
| Most extra-base hits.....                    | 1,429, Hank Aaron                 |
| Most stolen bases.....                       | 431, Herman Long                  |
| Most stolen bases since 1900.....            | 240, Hank Aaron                   |
| Most times caught stealing.....              | 83, Jerry Royster                 |
| Most bases on balls.....                     | 1,512, Chipper Jones              |
| Most intentional bases on balls.....         | 289, Hank Aaron                   |
| Most strikeouts.....                         | 1,581, Dale Murphy                |
| Most RBI.....                                | 2,202, Hank Aaron                 |
| Most sacrifice hits.....                     | 220, Rabbit Maranville            |
| Most sacrifice flies.....                    | 113, Hank Aaron                   |
| Most times hit by pitch.....                 | 150, Tommy Tucker                 |
| Most times grounded into double play.....    | 305, Hank Aaron                   |
| Highest batting average.....                 | .338, Billy Hamilton              |
| Highest batting average (since 1900).....    | .317, Ralph Garr, Rico Carty      |
| Highest slugging average.....                | .567, Hank Aaron                  |
| Highest on-base percentage.....              | .456, Billy Hamilton              |
| Highest on-base percentage (since 1900)..... | .401, Chipper Jones               |

## SEASON

|  |  |
|--|--|
| Most games.....                            | 162, F. Millan (1969), D. Murphy (1982-85), A. Jones (1999), J. Francoeur (2006-07)<br>F.Freeman (2014,2018), N.Markakis (2018), Matt Olson (2023) |
| Most at-bats.....                          | 671, Marquis Grissom, 158 games, 1996  |
| Most runs.....                             | 160, Hugh Duffy, 124 games, 1894   |
| Most runs (since 1900).....                | 149, Ronald Acuña Jr., 159 games, 2023   |
| Most hits.....                             | 236, Hugh Duffy, 124 games, 1894   |
| Most hits (since 1900).....                | 224, Tommy Holmes, 154 games, 1945   |
| Most consecutive hits.....                 | 10, Buddy Hassett, June 9, 10, 14, 1940; Matt Diaz, August 12, 13, 14, 2006  |
| Most singles.....                          | 180, Ralph Garr, 154 games, 1971   |
| Most doubles.....                          | 50, Hugh Duffy, 124 games, 1894  |
| Most doubles (since 1900).....             | 49 Marcus Giles, 145 games, 2003   |
| Most triples.....                          | 20, Richard Johnston, 124 games, 1887  |
| Most triples (since 1900).....             | 18, Ray Powell, 149 games, 1921  |
| Most home runs, righthander.....           | 51, Andruw Jones, 160 games, 2005  |
| Most home runs, lefthander.....            | 54, Matt Olson, 162 games, 2023  |
| Most home runs, switch-hitter.....         | 45, Chipper Jones, 157 games, 1999* <b>tnl</b>   |
| Most home runs, home.....                  | 31, Hank Aaron, 1971   |
| Most home runs, road.....                  | 30, Eddie Mathews, 1953; Andruw Jones, 2005  |
| Most home runs, month.....                 | 15, Joe Adcock, July 1956  |
| Most home runs, rookie.....                | 38, Wally Berger, 151 games, 1930  |
| Most home runs, two consecutive games..... | 5, Joe Adcock, July 30-31, 1954* <b>tml</b>  |
| Most home runs, consecutive at-bats.....   | 4, Andruw Jones, Sept. 7-10, 2002; Robert Lowe, 1894 * <b>tml</b>  |
| Most home runs vs. one club.....           | 13, Joe Adcock vs. Brooklyn, 1956* <b>tnl</b>  |
| Most grand slams.....                      | 4, Sid Gordon, 134 games, 1950   |
| Most home runs, by pitcher.....            | 6, Jim Tobin, 1942   |
| Most total bases.....                      | 400, Hank Aaron, 154 games, 1959   |

MISCELLANEOUS OPPONENTS BRAVES HISTORY PLAYER DEVELOPMENT SEASON IN REVIEW PLAYER BIOS MANAGER & STAFF FRONT OFFICE



## FRANCHISE INDIVIDUAL BATTING RECORDS, CONTINUED

|   |  |
|---|--|
| Most extra-base hits.....                     | 92, Hank Aaron, 154 games, 1959        |
| Most stolen bases.....                        | 93, Billy Hamilton, 131 games, 1896    |
| Most stolen bases (since 1900).....           | 73, Ronald Acuña Jr., 159 games, 2023  |
| Most caught stealing.....                     | 23, Brett Butler, 151 games, 1983      |
| Most bases on balls.....                      | 131, Bob Elliott, 151 games, 1948      |
| Most intentional bases on balls.....          | 29, Dale Murphy, 159 games, 1987       |
| Most consecutive games, bases on balls.....   | 16, Chipper Jones, 1999                |
| Most strikeouts.....                          | 188, Ronald Acuña Jr., 156 games, 2019 |
| Fewest strikeouts.....                        | 9, Tommy Holmes, 154 games, 1945       |
| Most hit by pitch.....                        | 29, Tommy Tucker, 140 games, 1891      |
| Most hit by pitch (since 1900).....           | 25, Andres Galarraga, 153 games, 1998  |
| Most RBI.....                                 | 145, Hugh Duffy, 157 games, 1894       |
| Most RBI (since 1920).....                    | 139, Matt Olson, 162 games, 2023       |
| Most consecutive games with RBI.....          | 11, Matt Olson, July 28-August 8, 2023 |
| Highest batting average.....                  | .438, Hugh Duffy, 124 games, 1894*     |
| Highest batting average (since 1900).....     | .387, Rogers Hornsby, 140 games, 1928  |
| Highest slugging percentage.....              | .679, Hugh Duffy, 124 games, 1894      |
| Highest slugging percentage (since 1900)..... | .669, Hank Aaron, 139 games, 1971      |
| Highest on-base percentage.....               | .470, Chipper Jones, 128 games, 2008   |
| Longest hitting streak.....                   | 37 games, Tommy Holmes, 1945           |
| Most ground into double plays.....            | 28, Sid Gordon, 150 games, 1951        |
| Fewest ground into double plays.....          | 1, David Justice, 144 games, 1992      |

### GAME

|                                      |   |
|--------------------------------------|---|
| Most runs.....                       | 6, five times, last: Frank Torre vs. Chicago, September 2, 1957   |
| Most hits.....                       | 6, seven times, last: Willie Harris vs. St. Louis, July 21, 2007  |
| Most stolen bases.....               | 6, Otis Nixon at Montreal, June 16, 1991* <b>tml</b>  |
| Most caught stealing.....            | 3, Rabbit Maranville, June 6, 1913  |
| Most doubles.....                    | 4, held by several; last: Adam LaRoche at Milwaukee, May 15, 2004* <b>tml</b>   |
| Most triples.....                    | 3, six times, last: Rafael Furcal vs. Florida, April 21, 2002* <b>tml</b>   |
| Most home runs.....                  | 4, Joe Adcock vs. Brooklyn, July 31, 1954;<br>.....Bob Horner vs. Montreal, July 6, 1986;<br>.....Robert Lowe, May 30, 1894* <b>tml</b>         |
| Most grand slams.....                | 2, Tony Cloninger at San Francisco, July 3, 1966* <b>tml</b>  |
| Most homers by pitcher.....          | 3, Jim Tobin vs. Chicago, May 13, 1942* <b>mml</b>  |
| Most total bases.....                | 18, Joe Adcock vs. Brooklyn, July 31, 1954  |
| Most extra-base hits.....            | 5, Joe Adcock vs. Brooklyn, July 31, 1954 (4HR, 1 2B)* <b>tml</b>   |
| Most bases on balls.....             | 5, (6 times), Last: Dale Murphy vs. Chicago, May 23, 1987   |
| Most intentional bases on balls..... | 3, Dennis Menke vs. New York, May 23, 1964;<br>.....Rowland Office vs. San Diego, April 20, 1975; Jeff Treadway vs. Houston, September 11, 1992 |
| Most RBI.....                        | 9, Tony Cloninger at San Francisco, July 3, 1966; Harry Staley, June 1, 1893<br>.....Adam Duvall, September 9, 2020                             |
| Most strikeouts.....                 | 5, (7 times), Last: Justin Upton, August 17, 2013   |
| Most grounded into double plays..... | 3, (6 times), Last: Martin Prado, May 16, 2011  |

### INNING

|                          |  |
|--------------------------|--|
| Most doubles.....        | 2, (10 times); Last: Rico Carty vs. New York, May 20, 1965* <b>tml</b>                                     |
| Most triples.....        | 2, John Freeman vs. St. Louis, July 25, 1900 (1st);<br>.....Joe Hornung, May 6, 1882 (6th)* <b>tml</b>     |
| Most home runs.....      | 2, Robert Lowe, May 30, 1894 (3rd);<br>.....Dale Murphy vs. San Francisco, July 27, 1989 (6th)* <b>tml</b> |
| Most RBI.....            | 6, Dale Murphy vs. San Francisco, July 27, 1989 (6th)  |
| Most bases on balls..... | 2, done many times, last, Freddie Freeman at Philadelphia, July 27, 2019 (3rd)                             |
| Most strikeouts.....     | 2, done many times, last, Adam Duvall at Minnesota, August 6, 2019 (6th)                                   |

# FRANCHISE INDIVIDUAL PITCHING RECORDS

## CAREER

|   |   |
|---|---|
| Most years.....   | 21, Phil Niekro                         |
| Most games.....   | 740, Phil Niekro                        |
| Most games started.....                                   | 635, Warren Spahn                       |
| Most complete games.....                                  | 374, Warren Spahn                       |
| Most innings pitched.....                                 | 5,046, Warren Spahn                     |
| Most games won.....                                       | 356, Warren Spahn                       |
| Most games won, lefthander.....                           | 356, Warren Spahn                       |
| Most games won, righthander.....                          | 329, Kid Nichols                        |
| Most games won, righthander, (since 1900).....            | 268, Phil Niekro                        |
| Most 20-win seasons.....                                  | 13, Warren Spahn                        |
| Most games lost.....                                      | 227, Phil Niekro                        |
| Most saves.....   | 186, Craig Kimbrel                      |
| Most 40-save seasons.....                                 | 4 (consecutive, 2011-14), Craig Kimbrel |
| Most runs allowed.....                                    | 2,270, Kid Nichols                      |
| Most runs allowed (since 1900).....                       | 1,922, Phil Niekro                      |
| Most earned runs allowed.....                             | 1,710, Warren Spahn                     |
| Most bases on balls.....                                  | 1,458, Phil Niekro                      |
| Most intentional bases on balls.....                      | 114, Tom Glavine                        |
| Most strikeouts.....                                      | 2,975, John Smoltz                      |
| Most shutouts.....  | 63, Warren Spahn                        |
| Most hits.....  | 4,620, Warren Spahn                     |
| Most home runs.....                                       | 408, Warren Spahn                       |
| Most batters hit by pitch.....                            | 134, Vic Willis                         |
| Most batters hit by pitch (since 1900).....               | 104, Phil Niekro                        |
| Most wild pitches.....                                    | 199, Phil Niekro                        |
| Most balks.....   | 35, Phil Niekro                         |
| Lowest earned run average (Min. 1,000 IP).....            | 2.21, Tommy Bond                        |
| Lowest earned run average since 1900 (Min. 1,000 IP)..... | 2.62, Dick Rudolph                      |
| Highest winning percentage (Min. 100 decisions).....      | .698 (178-77) Greg Maddux               |

## SEASON

|  |  |
|--|--|
| Most games.....  | 87, Peter Moylan, 2009   |
| Most games started.....                                | 72, John Clarkson, 1889  |
| Most games started (since 1900).....                   | 46, Victor Willis, 1902  |
| Most complete games.....                               | 68, John Clarkson, 1889  |
| Most complete games (since 1900).....                  | 45, Victor Willis, 1902  |
| Most games finished (since 1900).....                  | 64, Mark Wohlers, 1996   |
| Most innings.....                                      | 620, John Clarkson, 1889   |
| Most innings (since 1900).....                         | 411, Victor Willis, 1902   |
| Most games won.....                                    | 49, John Clarkson, 1889  |
| Most games won (since 1900).....                       | 27, Charles Pittinger, 1902; Victor Willis, 1902; Dick Rudolph, 1914           |
| Most victories, relief pitcher.....                    | 12, Ben Cantwell, 1932   |
| Most victories, righthander.....                       | 49, John Clarkson, 1889  |
| Most victories, lefthander.....                        | 23, Warren Spahn, 1953, 1963   |
| Most games lost.....                                   | 29, Victor Willis, 1905* <b>tml</b> ; Tommy Bond, 1880                         |
| Most games lost, relief pitcher.....                   | 16, Gene Garber, 1979*   |
| Highest winning percentage, starter (in. 20 dec.)..... | .905, Greg Maddux (19-2), 1995*  |
| Longest winning streak.....                            | 14 games, John Smoltz, 1996  |
| Longest losing streak.....                             | 18 games, Clifton Curtis, 1910   |
| Most saves.....  | 55, John Smoltz, 2002* <b>tnl</b>  |
| Most bases on balls.....                               | 164, Phil Niekro, 1977   |
| Most strikeouts.....                                   | 417, Charlie Buffinton, 1884   |
| Most strikeouts (since 1900).....                      | 281, Spencer Strider, 2023   |
| Most shutouts won.....                                 | 12, Tommy Bond, 1879   |
| Most shutouts (since 1900).....                        | 7, Charles Pittinger, 1902; Irving Young, 1905; Warren Spahn, 1947, 1951, 1963 |
| Most shutouts won vs. one club.....                    | 4, Vic Willis vs. Chicago, 1901  |
| Most shutouts lost.....                                | 9, Irving Young, 1906  |
| Most 1-0 shutouts won.....                             | 4, Dick Rudolph, 1916; Joe Oeschger, 1920                                      |
| Most runs allowed.....                                 | 196, Charles Pittinger, 1903   |
| Most earned runs allowed.....                          | 148, Phil Niekro, 1977   |
| Most hits allowed.....                                 | 394, Charles Pittinger, 1903   |

FRONT OFFICE  
MANAGER & STAFF  
PLAYER BIOS  
SEASON IN REVIEW  
PLAYER DEVELOPMENT  
BRAVES HISTORY  
OPPONENTS  
MISCELLANEOUS

## FRANCHISE INDIVIDUAL PITCHING RECORDS, CONTINUED

### SEASON, CONTINUED

|  |  |
|--|--|
| Most hit batsmen .....                             | 16, Jeff Pfeffer, 1906   |
| Most wild pitches .....                            | 27, Tony Cloninger, 1966   |
| Most balks .....                                   | 8, Bob Shaw, 1963  |
| Most home runs allowed .....                       | 41, Phil Niekro, 1979  |
| Most home runs, one club .....                     | 13, Warren Spahn vs. Chicago, 1958                               |
| Most grand slams allowed .....                     | 3, Don Nottebart, 1961   |
| Most sacrifice hits allowed .....                  | 22, Tom Glavine, 1999  |
| Most sacrifice flies allowed .....                 | 12, Tony Cloninger, 1966; Carl Morton, 1974; Ervin Santana, 2014 |
| Fewest earned runs allowed (min. 162 IP) .....     | 35, Greg Maddux, 1994  |
| Lowest ERA (min. 162 IP) .....                     | 1.56, Greg Maddux, 1994  |
| Lowest batting average against (min. 162 IP) ..... | 195, Mike Foltyniewicz, 2018                                     |

### GAME

|                                     |  |
|-------------------------------------|--|
| Most innings pitched .....          | 26, Joe Oeschger vs. Brooklyn, May 1, 1920* <b>tml</b>   |
| Most consecutive scoreless IP ..... | 21, Joe Oeschger vs. Brooklyn, May 1, 1920*  |
| Most strikeouts .....               | 18, Warren Spahn vs. Chicago, June 14, 1952 (15 IP);<br>17, Charlie Buffinton vs. Cleveland, September 2, 1884 |
| Most consecutive strikeouts .....   | 8, Max Surkont vs. Cincinnati, May 25, 1953  |
| Most bases on balls .....           | 14, Piano Legs Hickman vs. Louisville, August 16, 1899   |
| Most wild pitches .....             | 6, Phil Niekro vs. Houston, August 4, 1979* <b>tmml</b>  |
| Most balks .....                    | 5, Bob Shaw vs. Chicago, May 4, 1963*  |

### INNING

|                         |  |
|-------------------------|--|
| Most strikeouts .....   | 4, Phil Niekro vs. Pittsburgh, July 29, 1977 (6th);<br>Paul Assenmacher vs. St. Louis, August 22, 1989 (5th);<br>Mark Wohlers vs. Chicago, June 7, 1995 (9th)<br>Craig Kimbrel vs. Miami, September 26, 2012 (9th) |
| .....                   | Julio Teheran vs. Milwaukee, May 24, 2016 (2nd)* <b>tml</b>  |
| Most hit batsmen .....  | 3, Ray Boggs vs. Chicago, September 27, 1928 (9th)* <b>tml</b>   |
| Most wild pitches ..... | 4, Phil Niekro vs. Houston, August 4, 1979 (5th)* <b>tmml</b>  |
| Most balks .....        | 3, Bob Shaw vs. Chicago, May 4, 1963 (3rd)* <b>tml</b>   |

## FRANCHISE INDIVIDUAL FIELDING RECORDS

### HIGHEST FIELDING AVERAGE - SEASON (MINIMUM 100 GAMES AT POSITION)

|  |   |
|--|---|
| C .....                                | .998, Brian McCann, 2012                                    |
| 1B .....                               | .998, Mark Teixeira, 2008                                   |
| 2B .....                               | .994, Mark Lemke, 1994                                      |
| 3B .....                               | .982, Vinny Castilla, 2002                                  |
| SS .....                               | .983, Eddie Miller, 1942                                    |
| LF .....                               | .996, Sid Gordon, 1952                                      |
| CF .....                               | .997, Marquis Grissom, 1996                                 |
| RF .....                               | 1.000, Willard Marshall, 1951<br>1.000, Jason Heyward, 2013 |
| Most innings played in the field ..... | 1449.0, Freddie Freeman (162 games), 1B, 2014               |
| Most errors .....                      | 102, Herman Long (154 games), SS, 1892                      |
| Most errors since 1900 .....           | 78, Ed Abbaticchio (154 games), 2B, 1904                    |

### GAME

|                   |  |
|-------------------|--|
| Most errors ..... | 5, David Brain, 3B, vs. St. Louis, June 11, 1906 |
|-------------------|--|

### INNING

|                   |   |
|-------------------|---|
| Most errors ..... | 4, Robert Lowe, 2B, vs. New York, May 7, 1900 |
|-------------------|---|

- \*-Denotes Major League record
- \*nl-Denotes National League record
- \*tnl-Denotes tied National League record
- \*tml-Denotes tied Major League record
- \*mml-Denotes modern Major League record
- \*tmml-Denotes tied modern Major League record
- \*tmnl-Denotes tied modern National League record

# MOST RECENT SERIES SWEEPS

## BRAVES SWEEPS IN ATLANTA

| Team            | 2 Games      | 3 Games     | 4 Games    |
|-----------------|--------------|-------------|------------|
| Arizona         | -            | 7/29-31/22  | -          |
| Baltimore       | -            | 6/24-26/05  | -          |
| Chicago (N)     | 8/24-25/77   | 9/26-28/23  | 7/4-7/05   |
| Chicago (A)     | -            | 8/30-9/1/19 | -          |
| Cincinnati      | 5/19-20/10   | 4/10-12/23  | -          |
| Cleveland       | -            | 8/27-29/13  | -          |
| Colorado        | 5/1-2/06     | 9/9-11/08   | 6/15-18/23 |
| Fla./Miami      | 7/30-31/18   | 6/30-7/2/23 | 8/13-15/18 |
| Houston         | 5/16-17/11   | 4/30-5/2/10 | 5/5-8/05** |
| Kansas City     | -            | 6/18-20/10  | -          |
| Los Angeles (N) | 9/9-10/97    | 5/17-19/13  | 7/12-14/56 |
| Milwaukee       | -            | 7/28-30/23  | 5/2-5/11   |
| Minnesota       | -            | 6/26-28/23  | -          |
| Mon./Wash.      | 8/11-12/09   | 7/8-10/22   | -          |
| New York (N)    | 6/12-13/18   | 6/6-8/23    | 5/20-22/08 |
| New York (A)    | 8/26/20 (DH) | 8/14-16/23  | -          |
| Oakland         | 6/7-8/22     | 8/15-17/14  | -          |
| Philadelphia    | 5/3-4/89     | 9/16-18/22  | 9/20-23/18 |
| Pittsburgh      | 5/17-19/91   | 6/3-5/13    | 6/9-12/22  |
| San Diego       | 9/11-12/91   | 5/6-8/08    | 4/14-17/17 |
| San Francisco   | 9/15-16/97   | 5/16-18/00  | 6/21-23/60 |
| St. Louis       | 8/6-7/97     | 10/2-4/15   | 5/16-19/97 |
| Tampa Bay       | 7/29-30/20   | 6/7-9/99    | -          |
| Texas           | -            | 6/3-5/03    | -          |
| Toronto         | 9/2-3/19     | 5/22-24/09  | -          |

**\*\*Braves swept five games from Houston, 9/2-4/66 and 8/10-13/67**

## BRAVES SWEEPS ON ROAD

| Team          | 2 Games    | 3 Games     | 4 Games    |
|---------------|------------|-------------|------------|
| Arizona       | 4/27-28/98 | 8/6-8/04    | -          |
| Baltimore     | -          | 8/20-22/21  | -          |
| Boston        | 8/9-10/22  | 8/31-9/2/20 | -          |
| Chicago (N)   | 4/12-13/97 | 5/26-28/06  | 7/9-12/92  |
| Cincinnati    | 7/18-19/01 | 9/15-17/95  | 1984**     |
| Colorado      | 4/8-9/19   | 8/28-30/23  | 6/2-5/22   |
| Fla./Miami    | 5/6-7/09   | 5/2-4/23    | 8/12-14-22 |
| Houston       | 8/19-20/97 | 4/29-5/1/03 | 7/16-19/92 |
| Kansas City   | -          | 4/14-16/23  | -          |
| Los Angeles   | 9/7-8/72   | 4/8-10/94   | -          |
| Milwaukee     | -          | 5/10-12/10  | -          |
| Minnesota     | 7/26-27/16 | -           | -          |
| Mon./Wash.    | 6/4-5/97   | 6/13-15/22  | -          |
| New York (N)  | 4/26-27/17 | 8/23-25/19  | -          |
| Oakland       | 9/6-7/22   | 6/30-7/2/17 | -          |
| Philadelphia  | 6/20-22/23 | 9/2-4/16    | 6/27-29/14 |
| Pittsburgh    | 5/24-25/11 | 8/22-24/22  | -          |
| San Diego     | 5/26-27/97 | 9/24-26/21  | 5/15-18/03 |
| San Francisco | 9/27-28/82 | 9/10-12/18  | -          |
| Seattle       | -          | 6/27-29/11  | -          |
| St. Louis     | 5/13-14/98 | 4/3-5/23    | -          |
| Tampa Bay     | 5/8-9/18   | 6/30-7/2/98 | -          |
| Texas         | -          | 6/7-9/02    | -          |
| Toronto       | 5/15-16/17 | -           | -          |

**\*\*Braves swept five games from CIN, 5/31-6/3/84.**

## OPPONENT SWEEPS IN ATLANTA

| Team          | 2 Games    | 3 Games     | 4 Games    |
|---------------|------------|-------------|------------|
| Arizona       | -          | 4/16-18/19  | 6/1-4/06   |
| Baltimore     | -          | 6/11-13/99  | -          |
| Boston        | 6/15-16/21 | 9/3-5/18    | -          |
| Chicago (N)   | 7/20-21/98 | 7/17-19/17  | -          |
| Cincinnati    | 4/15-16/86 | 9/4-6/09    | 4/13-16/90 |
| Colorado      | 9/14-15/21 | 9/12-14/97  | 8/16-19/18 |
| Detroit       | -          | 4/26-28/13  | -          |
| Fla./Miami    | 5/13-14/97 | 8/31-9/2/15 | -          |
| Houston       | 7/4-5/17   | 4/21-23/23  | -          |
| Kansas City   | 7/23-24/19 | -           | -          |
| Los Angeles   | 4/10-11/91 | 6/22-24/84  | 4/7-10/88  |
| Milwaukee     | -          | 5/24-26/16  | -          |
| Minnesota     | 8/16-17/16 | 6/12-14/07  | -          |
| Mon./Wash.    | 5/28-29/19 | 4/18-20/17  | 10/1-4/09  |
| New York (N)  | 5/4-5/09   | 4/22-24/16  | 9/10-13/15 |
| New York (A)  | 8/23-24/21 | 8/28-30/15  | -          |
| Philadelphia  | 8/8-9/17   | 6/16-18/14  | 5/5-8/95   |
| Pittsburgh    | 8/12-13/97 | 9/26-28/11  | 7/18-21/74 |
| San Diego     | 6/2-3/97   | 8/1-3/89    | 7/25-27/75 |
| San Francisco | 9/6-7/89   | 5/4-6/18    | -          |
| St. Louis     | 8/28-29/84 | 5/5-7/17    | -          |
| Toronto       | -          | 5/11-13/21  | -          |

## OPPONENT SWEEPS ON ROAD

| Team            | 2 Games    | 3 Games     | 4 Games    |
|-----------------|------------|-------------|------------|
| Arizona         | 5/18-19/11 | -           | -          |
| Baltimore       | -          | 7/27-29/15  | -          |
| Boston          | 7/25-26/23 | -           | -          |
| Chicago (N)     | 5/17-18/83 | 6/10-12/08  | 8/20-23/15 |
| Chicago (A)     | -          | 6/22-24/10  | -          |
| Cleveland       | -          | 6/27-29/16  | -          |
| Cincinnati      | 9/28-29/87 | 5/30-6/1/08 | 5/21-24/12 |
| Colorado        | -          | 8/23-25/10  | 7/21-24/16 |
| Detroit         | -          | 4/26-28/13  | -          |
| Fla./Miami      | -          | 9/15-17/23  | -          |
| Houston         | 5/9-10/17  | 9/28-30/90  | 8/2-5/90   |
| Los Angeles (N) | 7/26-27/95 | 8/30-9/1/21 | 7/26-29/90 |
| Milwaukee       | -          | 9/10-12/12  | -          |
| Minnesota       | -          | 6/12-14/07  | -          |
| Mon./Wash.      | 4/29-30/08 | 9/5-7/16    | 4/11-14/16 |
| New York (N)    | 4/24-25/90 | 9/27-29/19  | 7/20-23/89 |
| New York (A)    | 8/11-12/20 | -           | -          |
| Philadelphia    | 5/3-4/06   | 4/1-4/21    | 7/28-31/17 |
| Pittsburgh      | 5/19-20/81 | 4/7-9/17    | 9/1-3/78   |
| San Diego       | 9/10-11/86 | 8/17-19/15  | 5/29-31/79 |
| San Francisco   | 9/16-17/91 | 5/25-27/09  | 7/29-31/88 |
| Seattle         | 8/5-6/14   | -           | -          |
| St. Louis       | 4/10-11/68 | 9/9-11/11   | 4/26-29/10 |
| Tampa Bay       | 7/27-28/20 | -           | -          |
| Texas           | -          | 9/12-14/14  | -          |
| Toronto         | -          | 5/12-14/23  | -          |



# ATLANTA BRAVES DOUBLEHEADERS

## YEARLY DOUBLEHEADER TOTALS

| Year | Home<br>W-L-S | Road<br>W-L-S | Totals<br>W-L-S |
|------|---------------|---------------|-----------------|
| 1966 | 3-2-2         | 0-1-2         | 3-3-4           |
| 1967 | 0-0-1         | 1-3-4         | 1-3-5           |
| 1968 | 0-0-1         | 3-2-4         | 3-2-5           |
| 1969 | 4-0-3         | 1-3-3         | 5-3-6           |
| 1970 | 4-1-2         | 0-3-4         | 4-4-6           |
| 1971 | 2-1-3         | 0-3-2         | 2-4-5           |
| 1972 | 1-1-7 (a)     | 1-1-4         | 2-2-11          |
| 1973 | 0-4-9         | 0-3-1         | 0-7-10          |
| 1974 | 2-0-4         | 0-3-3         | 2-3-7           |
| 1975 | 2-2-3         | 1-1-2         | 3-3-5           |
| 1976 | 3-3-4         | 0-1-5         | 3-4-9           |
| 1977 | 1-0-0         | 0-3-2         | 1-3-2           |
| 1978 | 1-1-4         | 0-1-3         | 1-2-7           |
| 1979 | 1-2-1         | 0-3-2         | 1-5-3           |
| 1980 | 2-0-1         | 0-1-2         | 2-1-3           |
| 1981 | 0-0-1         | 0-1-0         | 0-1-1           |
| 1982 | 1-2-0         | 0-0-2         | 1-2-2           |
| 1983 | 1-0-2         | 1-1-2         | 2-1-4           |
| 1984 | 0-0-2         | 2-2-0         | 2-2-2           |
| 1985 | 0-2-0         | 0-0-2         | 0-2-2           |
| 1986 | 1-0-0         | 0-1-0         | 1-1-0           |
| 1987 | 0-1-0         | 0-0-1         | 0-1-1           |
| 1988 | 1-0-2         | 0-2-2         | 1-2-4           |
| 1989 | 1-1-0         | 0-1-3         | 1-2-3           |
| 1990 | 1-1-3         | 1-2-0         | 2-3-3           |
| 1991 | 1-0-2         | 0-0-1         | 1-0-3           |
| 1992 | 1-0-0         | 2-0-0         | 3-0-0           |
| 1993 | 0-0-0         | 0-0-0         | 0-0-0           |
| 1994 | 0-0-1         | 0-1-1         | 0-1-2           |
| 1995 | 0-0-0         | 0-0-0         | 0-0-0           |
| 1996 | 0-0-0         | 1-0-1         | 1-0-1           |
| 1997 | 0-0-0         | 0-0-1         | 0-0-1           |
| 1998 | 0-0-0         | 0-0-1         | 0-0-1           |
| 1999 | 0-0-0         | 0-0-1         | 0-0-1           |
| 2000 | 0-0-0         | 0-0-1         | 0-0-1           |
| 2001 | 0-0-0         | 1-0-0         | 1-0-0           |
| 2002 | 0-0-1         | 1-0-0         | 1-0-1           |
| 2003 | 1-0-1         | 0-0-0         | 1-0-1           |
| 2004 | 0-1-1         | 0-0-1         | 0-1-2           |
| 2005 | 0-0-1         | 0-0-0         | 0-0-1 (b)       |
| 2006 | 0-0-0         | 0-1-1         | 0-1-1 (c)       |
| 2007 | 0-0-0         | 0-0-0         | 0-0-0 (d)       |
| 2008 | 0-0-0         | 0-0-1         | 0-0-1 (e)       |
| 2009 | 0-0-0         | 0-0-0         | 0-0-0           |
| 2010 | 0-0-0         | 0-0-0         | 0-0-0           |
| 2011 | 2-0-0         | 1-0-0         | 3-0-0           |
| 2012 | 0-0-0         | 0-0-0         | 0-0-0 (f)       |
| 2013 | 0-0-0         | 0-0-0         | 0-0-0 (g)       |
| 2014 | 0-0-0         | 0-0-0         | 0-0-0 (h)       |
| 2015 | 1-0-0         | 0-0-0         | 1-0-0           |
| 2016 | 0-0-0         | 0-0-0         | 0-0-0           |
| 2017 | 0-0-0         | 1-1-0         | 1-1-0(i)        |
| 2018 | 0-0-0         | 0-0-0         | 0-0-0(j)        |
| 2019 | 0-0-0         | 0-0-1         | 0-0-1           |
| 2020 | 1-0-1         | 1-0-0         | 2-0-1           |
| 2021 | 0-1-0         | 1-0-2         | 1-1-2           |
| 2022 | ---           | 1-2-0         | 1-2-0           |
| 2023 | ---           | 2-0-3         | 2-0-3           |

## DOUBLEHEADERS VS. OPPONENTS

| Team          | Home<br>W-L-S   | Road<br>W-L-S   | Totals<br>W-L-S  |
|---------------|-----------------|-----------------|------------------|
| Arizona       | 0-1-0           | ---             | 0-1-0            |
| Boston        | ---             | 0-0-1           | 0-0-1            |
| Chicago (NL)  | 3-0-4           | 0-3-8           | 3-3-12           |
| Cincinnati    | 3-3-9           | 3-7-5           | 6-10-14          |
| Cleveland     | ---             | 0-0-1           | 0-0-1            |
| Colorado      | 1-0-1           | 1-0-1           | 2-0-2            |
| Detroit       | ---             | 1-0-0           | 1-0-0            |
| Florida       | 0-0-1           | 1-0-1           | 0-0-2            |
| Houston       | 8-3-4           | 0-5-4           | 8-8-8            |
| Los Angeles   | 1-4-4           | 1-3-2           | 2-7-6            |
| Milwaukee     | 1-0-0           | 0-0-0           | 1-0-0            |
| Mon./Wash.    | 2-1-11          | 3-3-4           | 4-2-14           |
| New York (NL) | 4-3-6           | 5-3-8           | 9-6-14           |
| New York (AL) | 1-0-0           | ---             | 1-0-0            |
| Philadelphia  | 1-4-4           | 6-2-10          | 6-6-14           |
| Pittsburgh    | 3-1-3           | 1-6-5           | 3-7-7            |
| St. Louis     | 1-2-1           | 0-3-3           | 1-5-4            |
| San Diego     | 6-4-5           | 1-3-12          | 7-7-17           |
| San Francisco | 3-1-11          | 2-9-8           | 5-10-19          |
| <b>Totals</b> | <b>38-27-63</b> | <b>25-47-72</b> | <b>63-74-135</b> |

(a) Braves won first game and tied second game of doubleheader, July 4 vs. Chicago.

(b) Braves' sweep of July 7 day/night doubleheader vs. Chicago is not counted in total due to separate admission charges.

(c) Three day/night doubleheaders -- June 3 vs. Arizona (split), Sept. 2 at Philadelphia (split) and Sept. 13 vs. Philadelphia (Phillies sweep) are not counted in total due to separate admission charges.

(d) Two day/night doubleheaders -- May 19 at Boston (split) and June 5 vs. Florida (split) are not counted in total due to separate admission charges.

(e) Three day/night doubleheaders -- May 20 vs. New York (sweep), August 13 vs. Chicago (Cubs sweep) and September 13 at New York (split) are not counted in total due to separate admission charges.

(f) Braves' split of July 21 day/night doubleheader at Washington is not counted in total due to separate admission charges.

(g) Three day/night doubleheaders -- April 23 at Colorado (sweep), June 18 vs. New York (Mets sweep) and Sept. 17 at Washington (Nationals sweep) are not counted in total due to separate admission charges.

(h) Braves' sweep of June 28 day/night doubleheader at Philadelphia is not counted in total due to separate admission charges.

(i) Two day/night doubleheaders -- June 10 vs. New York (Mets sweep) and Sept. 6 vs. Texas (split) are not counted in total due to separate admission charges.

(j) Three day/night doubleheaders -- May 28 vs. New York (split), August 7 at Washington (split) and 8/13 vs. Miami (Braves sweep) are not counted in total due to separate admission charges.

# ATLANTA BRAVES BEST RECORD – BY GAME

| Game |        |                          | Game |        |                | Game |        |                |
|------|--------|--------------------------|------|--------|----------------|------|--------|----------------|
| No.  | Record | Year                     | No.  | Record | Year           | No.  | Record | Year           |
| 10   | 10-0   | 1982                     | 61   | 42-19  | 1998, '03      | 112  | 74-38  | 1998, '02      |
| 11   | 11-0   | 1982                     | 62   | 43-19  | 1998           | 113  | 75-38  | 1998           |
| 12   | 12-0   | 1982                     | 63   | 44-19  | 1998           | 114  | 75-39  | 1998, '02, '03 |
| 13   | 13-0   | 1982                     | 64   | 45-19  | 1998           | 115  | 76-39  | 1998, '02, '03 |
| 14   | 13-1   | 1982, '94                | 65   | 45-20  | 1998           | 116  | 77-39  | 1998           |
| 15   | 13-2   | 1982, '94                | 66   | 45-21  | 1998, '03      | 117  | 78-39  | 1998           |
| 16   | 13-3   | 1982, '83, '94, '97      | 67   | 45-22  | 1998, '03      | 118  | 79-39  | 1998           |
| 17   | 13-4   | 1982, '83, '94, '97, '23 | 68   | 46-22  | 1998           | 119  | 79-40  | 1998           |
| 18   | 14-4   | 1997, '23                | 69   | 47-22  | 1998           | 120  | 79-41  | 1998, '02      |
| 19   | 14-5   | 1982, '83, '94, '97, '23 | 70   | 48-22  | 1998           | 121  | 80-41  | 1998           |
| 20   | 15-5   | 1982, '83, '97           | 71   | 49-22  | 1998           | 122  | 81-41  | 1998           |
| 21   | 16-5   | 1982, '83, '97           | 72   | 49-23  | 1998           | 123  | 82-41  | 1998           |
| 22   | 17-5   | 1997                     | 73   | 49-24  | 1998           | 124  | 82-42  | 1998           |
| 23   | 18-5   | 1997                     | 74   | 50-24  | 1998           | 125  | 83-42  | 1998           |
| 24   | 18-6   | 1982, '97, '00           | 75   | 50-25  | 1998           | 126  | 83-43  | 1998           |
| 25   | 19-6   | 1997, '00                | 76   | 50-26  | 1998           | 127  | 83-44  | 1998, '23      |
| 26   | 20-6   | 1997, '00                | 77   | 51-26  | 1998           | 128  | 84-44  | 1998, '23      |
| 27   | 20-7   | 1997, '00                | 78   | 51-27  | 1998, '23      | 129  | 85-44  | 1998           |
| 28   | 21-7   | 2000                     | 79   | 52-27  | 2023           | 130  | 86-44  | 1998           |
| 29   | 21-8   | 1997, '00                | 80   | 53-27  | 2023           | 131  | 87-44  | 1998           |
| 30   | 22-8   | 1997                     | 81   | 54-27  | 2023           | 132  | 87-45  | 1998, '23      |
| 31   | 22-9   | 1997                     | 82   | 55-27  | 2023           | 133  | 88-45  | 1998, '23      |
| 32   | 23-9   | 1997                     | 83   | 56-27  | 2023           | 134  | 89-45  | 1998, '23      |
| 33   | 23-10  | 1969, '97, '98           | 84   | 57-27  | 2023           | 135  | 90-45  | 2023           |
| 34   | 24-10  | 1969, '98                | 85   | 57-28  | 2023           | 136  | 90-46  | 1998, '23      |
| 35   | 24-11  | 1969, '97, '98, '23      | 86   | 58-28  | 2023           | 137  | 90-47  | 1998, '23      |
| 36   | 25-11  | 1969, '97, '98, '23      | 87   | 59-28  | 2023           | 138  | 90-48  | 1998, '23      |
| 37   | 26-11  | 1997, '98                | 88   | 60-28  | 2023           | 139  | 91-48  | 1998, '23      |
| 38   | 27-11  | 1998                     | 89   | 60-29  | 1998, '23      | 140  | 92-48  | 2023           |
| 39   | 28-11  | 1998                     | 90   | 61-29  | 2023           | 141  | 92-49  | 2023           |
| 40   | 29-11  | 1998                     | 91   | 61-30  | 2023           | 142  | 93-49  | 2023           |
| 41   | 30-11  | 1998                     | 92   | 61-31  | 2023           | 143  | 94-49  | 2023           |
| 42   | 31-11  | 1998                     | 93   | 61-32  | 1998, '03, '23 | 144  | 94-50  | 2023           |
| 43   | 31-12  | 1998                     | 94   | 62-32  | 1998, '03      | 145  | 95-50  | 2023           |
| 44   | 31-13  | 1997, '98, '03           | 95   | 63-32  | 1998, '03      | 146  | 96-50  | 2023           |
| 45   | 32-13  | 1997, '98                | 96   | 64-32  | 1998, '03      | 147  | 96-51  | 2023           |
| 46   | 33-13  | 1997, '98                | 97   | 65-32  | 2003           | 148  | 96-52  | 2023           |
| 47   | 34-13  | 1998                     | 98   | 65-33  | 1998, '03      | 149  | 96-53  | 2023           |
| 48   | 35-13  | 1998                     | 99   | 66-33  | 2003           | 150  | 96-54  | 1993, '23      |
| 49   | 35-14  | 1998                     | 100  | 66-34  | 2003           | 151  | 97-54  | 1993, '23      |
| 50   | 36-14  | 1998                     | 101  | 67-34  | 2003           | 152  | 97-55  | 1993, '98, '23 |
| 51   | 37-14  | 1998                     | 102  | 67-35  | 1998, '03      | 153  | 98-55  | 1993, '98, '23 |
| 52   | 38-14  | 1998                     | 103  | 68-35  | 1998, '03      | 154  | 99-55  | 1998, '23      |
| 53   | 39-14  | 1998                     | 104  | 68-36  | 1998, '03      | 155  | 99-56  | 1993, '98, '23 |
| 54   | 39-15  | 1998                     | 105  | 69-36  | 1998, '03      | 156  | 100-56 | 1993, '98, '23 |
| 55   | 39-16  | 1998                     | 106  | 70-36  | 1998, '03      | 157  | 101-56 | 1998, '23      |
| 56   | 39-17  | 1998                     | 107  | 70-37  | 1998, '03, '23 | 158  | 102-56 | 1998, '23      |
| 57   | 39-18  | 1998                     | 108  | 71-37  | 1998, '03      | 159  | 103-56 | 1998, '23      |
| 58   | 40-18  | 1998                     | 109  | 72-37  | 1998, '03      | 160  | 104-56 | 1998           |
| 59   | 41-18  | 1998                     | 110  | 73-37  | 2003           | 161  | 105-56 | 1998           |
| 60   | 42-18  | 1998                     | 111  | 73-38  | 1998, '02, '03 | 162  | 106-56 | 1998           |

# ATLANTA BRAVES WORST RECORD – BY GAME

| Game |        |            | Game |        |            | Game |        |           |
|------|--------|------------|------|--------|------------|------|--------|-----------|
| No.  | Record | Year       | No.  | Record | Year       | No.  | Record | Year      |
| 10   | 0-10   | 1988       | 61   | 18-43  | 2016       | 112  | 38-74  | 1988      |
| 11   | 1-10   | 1988       | 62   | 18-44  | 2016       | 113  | 38-75  | 1988      |
| 12   | 2-10   | 1988       | 63   | 18-45  | 2016       | 114  | 39-75  | 1988      |
| 13   | 2-11   | 1988       | 64   | 18-46  | 2016       | 115  | 40-75  | 1988      |
| 14   | 2-12   | 1988       | 65   | 19-46  | 2016       | 116  | 40-76  | 1988      |
| 15   | 2-13   | 1988       | 66   | 20-46  | 2016       | 117  | 40-77  | 1988      |
| 16   | 3-13   | 1988       | 67   | 21-46  | 2016       | 118  | 41-77  | 1988      |
| 17   | 3-14   | 1988       | 68   | 22-46  | 2016       | 119  | 41-78  | 1988      |
| 18   | 3-15   | 1988       | 69   | 23-46  | 2016       | 120  | 41-79  | 1988      |
| 19   | 3-16   | 1988       | 70   | 24-46  | 2016       | 121  | 41-80  | 1988      |
| 20   | 4-16   | 1988, 2016 | 71   | 24-47  | 2016       | 122  | 41-81  | 1988      |
| 21   | 4-17   | 2016       | 72   | 25-47  | 2016       | 123  | 42-81  | 1988      |
| 22   | 5-17   | 1988, 2016 | 73   | 25-48  | 2016       | 124  | 43-81  | 1977, '88 |
| 23   | 5-18   | 2016       | 74   | 25-49  | 2016       | 125  | 43-82  | 1988      |
| 24   | 6-18   | 1988, 2016 | 75   | 26-49  | 1988, 2016 | 126  | 43-83  | 1988      |
| 25   | 6-19   | 1988, 2016 | 76   | 26-50  | 1988, 2016 | 127  | 43-84  | 1988      |
| 26   | 7-19   | 1988, 2016 | 77   | 26-51  | 2016       | 128  | 44-84  | 1988      |
| 27   | 7-20   | 1988, 2016 | 78   | 26-52  | 2016       | 129  | 44-85  | 1988      |
| 28   | 7-21   | 2016       | 79   | 27-52  | 2016       | 130  | 45-85  | 1988      |
| 29   | 7-22   | 2016       | 80   | 27-53  | 2016       | 131  | 45-86  | 1988      |
| 30   | 7-23   | 2016       | 81   | 28-53  | 2016       | 132  | 45-87  | 1988      |
| 31   | 7-24   | 2016       | 82   | 28-54  | 2016       | 133  | 45-88  | 1988      |
| 32   | 8-24   | 2016       | 83   | 28-55  | 2016       | 134  | 46-88  | 1988      |
| 33   | 8-25   | 2016       | 84   | 28-56  | 2016       | 135  | 46-89  | 1988      |
| 34   | 8-26   | 2016       | 85   | 28-57  | 2016       | 136  | 47-89  | 1988      |
| 35   | 9-26   | 2016       | 86   | 29-57  | 2016       | 137  | 48-89  | 1988      |
| 36   | 9-27   | 2016       | 87   | 30-57  | 2016       | 138  | 48-90  | 1988      |
| 37   | 9-28   | 2016       | 88   | 30-58  | 2016       | 139  | 49-90  | 1988      |
| 38   | 9-29   | 2016       | 89   | 31-58  | 2016       | 140  | 49-91  | 1988      |
| 39   | 10-29  | 2016       | 90   | 31-59  | 2016       | 141  | 49-92  | 1988      |
| 40   | 10-30  | 2016       | 91   | 31-60  | 2016       | 142  | 49-93  | 1988      |
| 41   | 11-30  | 2016       | 92   | 32-60  | 1988, 2016 | 143  | 49-94  | 1988      |
| 42   | 12-30  | 2016       | 93   | 32-61  | 1988, 2016 | 144  | 49-95  | 1988      |
| 43   | 12-31  | 2016       | 94   | 32-62  | 1988       | 145  | 49-96  | 1988      |
| 44   | 12-32  | 2016       | 95   | 33-62  | 1988, 2016 | 146  | 50-96  | 1988      |
| 45   | 12-33  | 2016       | 96   | 33-63  | 2016       | 147  | 51-96  | 1988      |
| 46   | 12-34  | 2016       | 97   | 33-64  | 2016       | 148  | 52-96  | 1988      |
| 47   | 13-34  | 2016       | 98   | 33-65  | 2016       | 149  | 52-97  | 1988      |
| 48   | 14-34  | 2016       | 99   | 33-66  | 2016       | 150  | 52-98  | 1988      |
| 49   | 14-35  | 2016       | 100  | 34-66  | 2016       | 151  | 52-99  | 1988      |
| 50   | 15-35  | 2016       | 101  | 35-66  | 1988, 2016 | 152  | 52-100 | 1988      |
| 51   | 15-36  | 2016       | 102  | 35-67  | 1988, 2016 | 153  | 52-101 | 1988      |
| 52   | 16-36  | 2016       | 103  | 35-68  | 1988       | 154  | 52-102 | 1988      |
| 53   | 16-37  | 2016       | 104  | 35-69  | 1988       | 155  | 52-103 | 1988      |
| 54   | 16-38  | 2016       | 105  | 35-70  | 1988       | 156  | 53-103 | 1988      |
| 55   | 16-39  | 2016       | 106  | 35-71  | 1988       | 157  | 53-104 | 1988      |
| 56   | 16-40  | 2016       | 107  | 36-71  | 1988       | 158  | 53-105 | 1988      |
| 57   | 16-41  | 2016       | 108  | 37-71  | 1988       | 159  | 54-105 | 1988      |
| 58   | 16-42  | 2016       | 109  | 38-71  | 1988       | 160  | 54-106 | 1988      |
| 59   | 17-42  | 2016       | 110  | 38-72  | 1988       | 161  | 60-101 | 1977      |
| 60   | 18-42  | 2016       | 111  | 38-73  | 1988       | 162  | 61-101 | 1977      |

# BRAVES ATTENDANCE RECORDS

## TEN LARGEST ATLANTA REGULAR-SEASON HOME CROWDS

| Date                  | Attendance | Opponent              | Score |
|-----------------------|------------|-----------------------|-------|
| 1. October 2, 2010    | 54,296xC   | Philadelphia Phillies | 0-7   |
| 2. July 21, 2007      | 53,953x    | St. Louis Cardinals   | 14-6  |
| 3. July 28, 2006      | 53,943x    | New York Mets         | 4-6   |
| 4. April 8, 1974      | 53,775*    | Los Angeles Dodgers   | 7-4   |
| 5. April 5, 2010      | 53,081x    | Chicago Cubs          | 16-5  |
| 6. October 3, 2010    | 52,613x    | Philadelphia Phillies | 8-7   |
| 7. July 4, 2005       | 52,274x    | Chicago Cubs          | 4-0   |
| 8. August 9, 1966     | 52,270*    | Los Angeles Dodgers   | 2-1   |
| 9. September 28, 2012 | 51,910x    | New York Mets         | 1-3   |
| 10. July 3, 2004      | 51,831x    | Boston Red Sox        | 1-6   |

x-Tickets Sold; \*-at Fulton County Stadium; C-"Bobby Cox" Day

## TEN SMALLEST ATLANTA REGULAR-SEASON HOME CROWDS

| Date               | Attendance | Opponent      | Score    |
|--------------------|------------|---------------|----------|
| 1. Sept. 8, 1975   | 737        | Houston       | 6-9      |
| 2. Sept. 6, 1977   | 877        | San Francisco | 2-12     |
| 3. Sept. 14, 1976  | 970        | Houston       | 3-4, 4-3 |
| 4. Sept. 24, 1974  | 1,045      | San Francisco | 7-6      |
| 5. Sept. 4, 1975   | 1,062      | San Diego     | 2-1      |
| 6. Sept. 3, 1975   | 1,119      | San Diego     | 9-10     |
| 7. Sept. 15, 1976  | 1,145      | Houston       | 3-4      |
| 8. Sept. 5, 1978   | 1,192      | San Diego     | 8-1      |
| 9. Sept. 28, 1976  | 1,306      | San Francisco | 1-4      |
| 10. Sept. 17, 1973 | 1,362      | San Diego     | 7-0      |

## HIGHEST BRAVES HOME ATTENDANCE VS. ALL CLUBS

| Club          | Date      | Attendance | Score | Club             | Date      | Attendance | Score     |
|---------------|-----------|------------|-------|------------------|-----------|------------|-----------|
| Arizona       | 7/16/2003 | 49,127x    | 10-6  | Baltimore        | 7/14/2001 | 50,069x    | 1-4       |
| Chicago (NL)  | 4/5/2010  | 53,081x    | 16-5  | Boston           | 7/3/2004  | 51,831x    | 1-6       |
| Cincinnati    | 7/4/1977  | 50,595     | 5-4   | Chicago (AL)     | 6/22/2002 | 47,276x    | 15-2      |
| Colorado      | 8/4/2007  | 50,647x    | 6-4   | Cleveland        | 6/19/2004 | 41,987x    | 4-0       |
| Florida/Miami | 9/24/2005 | 51,775x    | 6-1   | Detroit          | 10/2/2016 | 51,220x    | 1-0       |
| Houston       | 5/24/1994 | 49,402x    | 0-8   | Kansas City      | 6/19/2010 | 39,109x    | 5-4       |
| Los Angeles   | 4/8/1974  | 53,775     | 7-4   | Los Angeles (AL) | 6/14/2014 | 48,559x    | 6-11 (13) |
| Milwaukee     | 4/13/2012 | 50,635x    | 10-8  | Minnesota        | 5/21/2013 | 28,663x    | 5-4 (10)  |
| Mon./Wash.    | 7/27/1994 | 49,333x    | 4-1   | New York (AL)    | 8/29/2015 | 49,243     | 1-3       |
| New York (NL) | 7/28/2006 | 53,943x    | 5-2   | Oakland          | 8/16/2014 | 40,760x    | 4-3       |
| Philadelphia  | 10/2/2010 | 54,296x    | 0-7   | Seattle          | 6/21/08   | 47,158x    | 5-4       |
| Pittsburgh    | 4/12/1966 | 50,671     | 2-3   | Tampa Bay        | 6/7/1999  | 36,731x    | 9-5       |
| St. Louis     | 7/21/2007 | 53,953x    | 14-6  | Texas            | 6/18/2011 | 44,600x    | 4-5 (10)  |
| San Diego     | 5/20/2000 | 49,653x    | 10-6  | Toronto          | 6/27/1998 | 48,338x    | 2-0       |
| San Francisco | 6/22/1996 | 49,365x    | 6-0   |                  |           |            |           |

x-Tickets Sold




# ATLANTA BRAVES YEAR-BY-YEAR ATTENDANCE

| Year          | HOME               |              |               | ROAD               |              |               |
|---------------|--------------------|--------------|---------------|--------------------|--------------|---------------|
|               | Attendance         | Dates        | Average       | Attendance         | Dates        | Average       |
| 1966          | 1,539,801          | 76           | 20,260        | 1,398,368          | 77           | 18,160        |
| 1967          | 1,389,222          | 80           | 17,365        | 1,226,510          | 72           | 17,035        |
| 1968          | 1,126,540          | 80           | 14,081        | 1,121,620          | 72           | 15,578        |
| 1969          | 1,458,320          | 74           | 19,707        | 1,346,487          | 74           | 18,196        |
| 1970          | 1,078,848          | 74           | 14,579        | 1,352,365          | 74           | 18,275        |
| 1971          | 1,006,320          | 76           | 13,241        | 1,456,512          | 75           | 19,420        |
| 1972          | 752,973            | 68           | 11,073        | 1,396,486          | 71           | 19,669        |
| 1973          | 800,655            | 68           | 11,774        | 1,546,201          | 77           | 20,081        |
| 1974          | 981,085            | 75           | 13,081        | 1,685,587          | 76           | 22,179        |
| 1975          | 534,672            | 73           | 7,324         | 1,375,545          | 77           | 17,862        |
| 1976          | 818,179            | 71           | 11,524        | 1,197,982          | 75           | 15,973        |
| 1977          | 872,464            | 80           | 10,906        | 1,383,686          | 76           | 18,206        |
| 1978          | 904,494            | 75           | 12,060        | 1,594,956          | 76           | 20,986        |
| 1979          | 769,465            | 75           | 10,260        | 1,636,611          | 76           | 21,534        |
| 1980          | 1,048,411          | 77           | 13,616        | 1,544,747          | 78           | 19,804        |
| 1981*         | 535,418            | 49           | 10,297        | 1,152,852          | 56           | 20,587        |
| 1982          | 1,801,985          | 78           | 23,102        | 1,985,595          | 79           | 25,134        |
| 1983          | 2,119,935          | 77           | 27,532        | 1,855,533          | 78           | 23,789        |
| 1984          | 1,724,892          | 79           | 21,834        | 1,635,406          | 77           | 21,239        |
| 1985          | 1,350,137          | 79           | 17,090        | 1,658,044          | 79           | 20,988        |
| 1986          | 1,387,181          | 80           | 17,340        | 1,840,076          | 79           | 23,292        |
| 1987          | 1,217,402          | 80           | 15,218        | 1,911,559          | 79           | 24,197        |
| 1988          | 848,089            | 76           | 11,159        | 1,819,007          | 77           | 23,623        |
| 1989          | 984,930            | 77           | 12,791        | 1,936,802          | 78           | 24,831        |
| 1990          | 980,129            | 76           | 12,896        | 1,854,478          | 78           | 23,775        |
| 1991          | 2,140,217          | 79           | 27,091        | 1,927,285          | 80           | 24,091        |
| 1992          | 3,077,400          | 80           | 38,468        | 2,130,793          | 79           | 26,972        |
| 1993          | 3,884,720#         | 81           | 47,960        | 2,944,157          | 81           | 36,348        |
| 1994*         | 2,539,240          | 54           | 47,023        | 2,201,468          | 57           | 38,622        |
| 1995*         | 2,561,831          | 72           | 35,581        | 2,021,878          | 72           | 28,082        |
| 1996          | 2,901,242          | 81           | 35,818        | 2,417,089          | 81           | 30,596        |
| 1997          | 3,464,488          | 81           | 42,771        | 2,353,270          | 80           | 29,416        |
| 1998          | 3,361,350          | 81           | 41,498        | 2,699,383          | 81           | 33,326        |
| 1999          | 3,284,897          | 81           | 40,554        | 2,479,058          | 81           | 30,988        |
| 2000          | 3,234,301          | 81           | 39,930        | 2,533,903          | 81           | 31,674        |
| 2001          | 2,823,494          | 81           | 34,858        | 2,303,545          | 80           | 28,794        |
| 2002          | 2,603,482          | 81           | 32,142        | 2,121,286          | 79           | 26,852        |
| 2003          | 2,401,084          | 79           | 30,393        | 2,293,054          | 81           | 28,309        |
| 2004          | 2,322,565          | 79           | 29,400        | 2,400,007          | 80           | 30,000        |
| 2005          | 2,521,527          | 80           | 31,519        | 2,653,372          | 81           | 32,758        |
| 2006          | 2,550,524          | 80           | 31,882        | 2,412,534          | 79           | 30,538        |
| 2007          | 2,745,210          | 81           | 33,891        | 2,739,674          | 81           | 33,823        |
| 2008          | 2,532,834          | 81           | 31,270        | 2,694,281          | 79           | 34,105        |
| 2009          | 2,373,631          | 81           | 29,304        | 2,560,615          | 81           | 31,613        |
| 2010          | 2,510,119          | 81           | 30,989        | 2,527,550          | 81           | 31,204        |
| 2011          | 2,372,940          | 79           | 30,037        | 2,487,412          | 80           | 31,093        |
| 2012          | 2,420,171          | 81           | 29,879        | 2,586,832          | 81           | 31,936        |
| 2013          | 2,548,679          | 81           | 31,465        | 2,498,497          | 81           | 30,846        |
| 2014          | 2,354,305          | 81           | 29,065        | 2,495,133          | 81           | 25,025        |
| 2015          | 2,001,392          | 80           | 25,017        | 2,405,662          | 81           | 29,700        |
| 2016          | 2,020,914          | 81           | 24,950        | 2,242,131          | 80           | 28,027        |
| 2017          | 2,505,252          | 81           | 30,929        | 2,309,180          | 79           | 29,230        |
| 2018          | 2,555,781          | 81           | 31,553        | 2,253,950          | 81           | 27,827        |
| 2019          | 2,655,100          | 81           | 32,779        | 2,306,381          | 80           | 28,830        |
| 2020!         | -                  | 28           | -             | -                  | 29           | -             |
| 2021          | 2,300,247          | 78           | 29,490        | 1,401,517          | 78           | 17,968        |
| 2022          | 3,129,931          | 81           | 38,641        | 2,257,309          | 80           | 28,216        |
| 2023          | 3,191,505          | 81           | 39,401        | 2,369,280          | 79           | 29,991        |
| <b>Totals</b> | <b>113,985,024</b> | <b>4,405</b> | <b>25,876</b> | <b>115,079,997</b> | <b>4,421</b> | <b>26,030</b> |

Note: Since 1993, totals are tickets sold;

\* Strike Season; ! No attendance due to COVID-19 pandemic



# ATLANTA DETAILED ATTENDANCE HIGHS

| Category                     | Date                    | Attendance  | Opponent        | Score      |
|------------------------------|-------------------------|-------------|-----------------|------------|
| Season                       | 1993                    | 3,884,720*x | ----            | ----       |
| Game (Truist Park)           | August 17, 2019         | 43,619      | Los Angeles (N) | 4-3        |
| Game (Turner Field)          | October 2, 2010         | 54,296x     | Philadelphia    | 0-7        |
| Game (Atlanta-Fulton County) | April 8, 1974           | 53,775      | Los Angeles     | 7-4        |
| Day Game                     | October 2, 2010         | 54,296x     | Philadelphia    | 0-7        |
| Night Game                   | July 21, 2007           | 53,953x     | St. Louis       | 14-6       |
| Day Doubleheader             | July 18, 1971           | 46,489      | San Francisco   | 4-5, 4-2   |
| Twilight Doubleheader        | July 4, 1972            | 50,597      | Chicago Cubs    | 5-3, 3-3   |
| Opening Day                  | April 5, 2010           | 53,081x     | Chicago Cubs    | 16-5       |
| Opening Night                | April 8, 1974           | 53,775      | Los Angeles     | 7-4        |
| Four-Game Series             | July 18-21, 1997        | 196,211x    | Los Angeles     | ----       |
| Three-Game Series            | October 1-3, 2010       | 158,048x    | Philadelphia    | ----       |
| Two-Game Series              | June 24-25, 1998        | 98,032x     | New York (A)    | ----       |
| World Series Game            | Oct. 23 & 24, 1996      | 51,881x     | New York (A)    | 6-8, 0-1   |
| Championship Series Game     | Oct. 10, 1982           | 52,173      | St. Louis       | 2-6        |
| Division Series Game         | October 5, 2003         | 54,357x     | Chicago         | 1-5        |
| Wild Card Game               | October 5, 2012         | 52,631x     | St. Louis       | 3-6        |
| All-Star Game                | July 25, 1972           | 53,107      | ----            | NL 4, AL 3 |
| vs. One Club, Season         | 1983                    | 409,137#    | Los Angeles     | ----       |
| Memorial Day                 | May 31, 1993            | 45,850x     | San Diego       | 2-1        |
| Independence Day             | July 4, 2005            | 52,274x     | Chicago Cubs    | 4-0        |
| Labor Day                    | September 6, 1999       | 41,678      | St. Louis       | 4-1        |
| Weeknight                    | April 8, 1974, (Monday) | 53,775      | Los Angeles     | 7-4        |
| Saturday                     | October 2, 2010         | 54,296x     | Philadelphia    | 0-7        |
| Sunday                       | October 3, 2010         | 52,613x     | Philadelphia    | 8-7        |

\* 81 dates; # 9 dates; x Tickets Sold



A Truist Park record 43,619 fans watch the Braves beat the Dodgers, 4-3, on Aug. 17, 2019.



# ATLANTA-FULTON COUNTY STADIUM [1966-96]

Atlanta-Fulton County Stadium was home to the Braves from the 1966 season through the 1996 season. The club broke ground on April 15, 1964, and the first game was played on April 9, 1965, when Milwaukee defeated Detroit, 6-3, in an exhibition game before the 1965 regular season. The first regular-season game was played April 12, 1966, vs. Pittsburgh, and the final regular-season contest was played September 23, 1996, vs. Montreal. The final game took place on October 24, 1996, when New York defeated Atlanta, 1-0, in Game 5 of the World Series. The approximate cost of the stadium was \$18 million. The park was completed in 20 months, eight for design and 12 for construction. The architects were two Atlanta firms: Heery and Heery and Finch, Alexander, Barnes, Rothschild and Paschal. The general contractor was the Thompson and Street Company of Charlotte, NC, and Atlanta. The stadium dimensions were 330' down each line, 402' in centerfield and 385' to the power alleys. The stadium wall was 10' and the ballpark had a capacity of 52,769 for baseball. The stadium was also used by the NFL's Atlanta Falcons until the club moved into the Georgia Dome in 1992 and was used as the baseball venue for the 1996 Olympic Games.

## FULTON COUNTY HOME RUNS

### UPPER LEVEL HOMERS

| Date    | Player, Club       | Pitcher, Club      |
|---------|--------------------|--------------------|
| 6/10/69 | Willie Smith, CHI  | Ron Reed, ATL      |
| 6/22/69 | Willie McCovey, SF | Gary Neibauer, ATL |
| 4/13/70 | Hank Aaron, ATL    | Frank Reberger, SF |
| 9/10/71 | Earl Williams, ATL | Gaylord Perry, SF  |

### CLUB LEVEL HOMERS

|         |                      |                       |
|---------|----------------------|-----------------------|
| 6/20/66 | Joe Torre, ATL       | Chris Short, PHI      |
| 9/7/68  | Jim Wynn, HOU        | Phil Niekro, ATL      |
| 9/11/69 | Willie McCovey, SF   | Ron Reed, ATL         |
| 8/21/73 | Mike Lum, ATL        | Rick Wise, PHI        |
| 8/20/80 | Cliff Johnson, CHI   | Larry McWilliams, ATL |
| 8/30/90 | Ron Gant, ATL        | Omar Olivares, STL    |
| 7/29/92 | Jeff Bagwell, HOU    | Tom Glavine, ATL      |
| 5/10/94 | Pete Incaviglia, PHI | Steve Bedrosian, ATL  |
| 8/10/96 | Fred McGriff, ATL    | Curtis Leskanic, COL  |

## ATLANTA-FULTON COUNTY STADIUM FIRSTS

**Ground Breaking:** April 15, 1964  
**Construction Finished:** April 9, 1965  
**First Game:** April 12, 1966  
**First Batter:** Matty Alou, Pittsburgh  
**First Hit:** Gene Alley, Pittsburgh  
**First Home Run:** Joe Torre, Atlanta  
**First Braves Batter:** Felipe Alou  
**First Hit by a Brave:** Rico Carty  
**First Braves Stolen Base:** Hank Aaron  
**First Braves Error:** Denis Menke

## ATLANTA-FULTON COUNTY STADIUM LASTS\*

**Last Game:** September 23, 1996  
 Atlanta 3 - Montreal 1  
**Attendance:** 49,083 TOG: 2:22  
**Last Batter:** Moises Alou, Montreal  
**Last Hit:** David Segui, Montreal  
**Last Hit by a Brave:** Ryan Klesko  
**Last Stolen Base:** Luis Polonia, Atlanta  
**Last Braves Error:** Jermaine Dye, 9/22/96  
**Last HR by a Brave:** Marquis Grissom, 9/22/96  
**Winning Pitcher:** Greg Maddux

\*Last regular-season game




A look down at Atlanta-Fulton County Stadium. Photo by Joe Sebo



# TURNER FIELD (1997–2016)

Originally built to serve as the heart of the 1996 Summer Olympics, Turner Field became the home of the Braves in 1997. The team played there through the 2016 season, going 951–667 (.588) in the regular season at the park, while winning 10 NL East titles. The park sits between Ralph David Abernathy Boulevard to the north, Hank Aaron Drive to the east, Bill Lucas Drive to the south and Pollard Boulevard to the west. The \$209-million stadium began construction in 1993 and opened three years later as Centennial Olympic Stadium. The 85,000-seat structure served as the centerpiece of the 1996 Summer Olympics, housing the opening and closing ceremonies, along with track and field events. After the completion of the Paralympic Games in August, the stadium was retrofitted into a baseball only, open-air, natural grass facility over the course of seven months from September until April of 1997. Much of the north end of the stadium was taken out to install the outfield walls, while Entry Plaza, the main entrance to Turner Field, was built after 35,000 seats and part of the track-and-field complex were removed. The Braves played their first game at Turner Field on April 4, 1997, beating the Chicago Cubs, 5–4. The club drew 3,464,488 fans in their first season, the second-highest single-season total in franchise history. Over their 20 seasons at the ballpark, the Braves welcomed 52,439,513 regular season fans to Turner Field, while surpassing two million fans in every year. The Braves beat the Detroit Tigers, 1–0, in Turner Field’s final game on October 2, 2016. The club moved their offices out of the ballpark in December of that year, with Georgia State University taking control after purchasing the stadium for \$22.8 million.



## TURNER FIELD FIRSTS

**First Game:** April 4, 1997 vs. Chicago Cubs  
**Attendance:** 45,044 (first sellout)  
**TOG:** 2:54      **Score:** 5–4, Braves  
**WP:** Brad Clontz      **LP:** Terry Adams  
**Save:** Mark Wohlers  
**First Pitch:** by Denny Neagle, 7:47 p.m.  
**First Batter:** Brian McRae, Chicago  
**First Braves Batter:** Kenny Lofton  
**First Hit:** Chipper Jones (single)  
**First Double:** Javy Lopez  
**First Triple:** Brian McRae, Chicago  
**First Home Run:** Michael Tucker  
**First RBI:** Michael Tucker  
**First Run Scored:** Michael Tucker  
**First Braves Stolen Base:** Chipper Jones  
**First Braves Error:** Fred McGriff  
**First Strikeout:** Mark Lemke  
**First Walk:** Chipper Jones  
**First Intentional Walk:** Sammy Sosa, Chicago

## TURNER FIELD LASTS

**Last Game:** October 2, 2016 vs. Detroit Tigers  
**Attendance:** 51,220 (last sellout)  
**TOG:** 2:47      **Score:** 1–0, Braves  
**WP:** Julio Teheran      **LP:** Justin Verlander  
**Save:** Jim Johnson  
**Last Pitch:** by Jim Johnson, 6:00 p.m.  
**Last Batter:** Justin Upton, Detroit (strikeout)  
**Last Braves Batter:** Freddie Freeman (strikeout)  
**Last Hit:** Miguel Cabrera, Detroit (single)  
**Last Braves Hit:** Adonis Garcia (single)  
**Last Double:** Jose Iglesias, Detroit  
**Last Triple:** Rio Ruiz (September 28)  
**Last Home Run:** Justin Upton, Detroit (October 1)  
**Last RBI:** Freddie Freeman  
**Last Run Scored:** Ender Inciarte  
**Last Stolen Base:** Adonis Garcia  
**Last Error:** James McCann, Detroit  
**Last Strikeout:** Justin Upton  
**Last Walk:** Nick Markakis  
**Last Intentional Walk:** Nick Markakis

# ATLANTA BRAVES OPENING DAY RESULTS

## FULTON COUNTY STADIUM ERA

| Year | Date | Home/ |               | Result       | Pitchers of Record |              |
|------|------|-------|---------------|--------------|--------------------|--------------|
|      |      | Away  | Opponent      |              | Braves             | Opponent     |
| 1966 | 4/12 | H     | Pittsburgh    | L, 2-3 (13)  | Cloninger          | Schwall      |
| 1967 | 4/11 | A     | Houston       | L, 1-6       | Kelley             | Cuellar      |
|      | 4/13 | H*    | San Francisco | L, 0-2       | Cloninger          | Perry        |
| 1968 | 4/10 | A     | St. Louis     | L, 1-2       | Jarvis             | Washburn     |
|      | 4/12 | H*    | Cincinnati    | W, 4-3       | Niekro             | Tsitouris    |
| 1969 | 4/7  | H     | San Francisco | W, 5-4       | Stone              | Linzy        |
| 1970 | 4/7  | A     | San Diego     | L, 3-8       | Niekro             | Dobson       |
|      | 4/13 | H*    | San Francisco | W, 9-3       | Jarvis             | Reberger     |
| 1971 | 4/5  | A     | Cincinnati    | W, 7-4       | Upshaw             | Granger      |
|      | 4/9  | H*    | Pittsburgh    | L, 2-8       | Jarvis             | Moose        |
| 1972 | 4/15 | A     | San Diego     | L, 5-6       | Niekro             | Kirby        |
|      | 4/17 | H*    | Los Angeles   | L, 3-8       | Stone              | Singer       |
| 1973 | 4/6  | H     | Houston       | L, 1-2 (13)  | Upshaw             | Gladding     |
| 1974 | 4/4  | A     | Cincinnati    | L, 6-7 (11)  | Capra              | C. Carroll   |
|      | 4/8  | H*    | Los Angeles   | W, 7-4       | Reed               | Downing      |
| 1975 | 4/7  | A     | Houston       | L, 2-6       | Niekro             | Dierker      |
|      | 4/15 | H*    | Houston       | W, 6-1       | Niekro             | Richard      |
| 1976 | 4/9  | A     | San Diego     | L, 2-8       | Morton             | Jones        |
|      | 4/13 | H*    | Cincinnati    | L, 1-6       | Torrealba          | Norman       |
| 1977 | 4/8  | A     | Houston       | L, 2-3 (11)  | Johnson            | Forsch       |
|      | 4/15 | H*    | Houston       | W, 4-3       | Ruthven            | Lemongello   |
| 1978 | 4/7  | H     | Los Angeles   | L, 4-13      | Niekro             | Sutton       |
| 1979 | 4/6  | A     | Houston       | L, 1-2       | Niekro             | Richard      |
|      | 4/9  | H*    | Cincinnati    | L, 4-9       | M. Mahler          | Seaver       |
| 1980 | 4/9  | A     | Cincinnati    | L, 0-9       | Niekro             | Pastore      |
|      | 4/17 | H*    | Cincinnati    | L, 1-4       | Niekro             | Pastore      |
| 1981 | 4/10 | H     | Cincinnati    | W, 5-3       | Garber             | Soto         |
| 1982 | 4/6  | A     | San Diego     | W, 1-0       | R. Mahler          | Eichelberger |
|      | 4/9  | H*    | Houston       | W, 6-2       | Boggs              | Sutton       |
| 1983 | 4/4  | A     | Cincinnati    | L, 4-5       | Bedrosian          | Soto         |
|      | 4/8  | H*    | San Diego     | W, 4-2       | Bedrosian          | Chiffer      |
| 1984 | 4/3  | H     | Philadelphia  | L, 0-5       | Barker             | Carlton      |
| 1985 | 4/9  | A     | Philadelphia  | W, 6-0       | R. Mahler          | Carlton      |
|      | 4/12 | H*    | San Diego     | L, 3-7       | Camp               | Hawkins      |
| 1986 | 4/8  | H     | Montreal      | W, 6-0       | R. Mahler          | B. Smith     |
| 1987 | 4/7  | H     | Philadelphia  | W, 6-0       | R. Mahler          | Rawley       |
| 1988 | 4/5  | H     | Chicago       | L, 9-10 (13) | Acker              | Bielecki     |
| 1989 | 4/4  | A     | Houston       | L, 3-10      | Z. Smith           | Scott        |
|      | 4/7  | H     | Los Angeles   | W, 6-1       | Glavine            | Valenzuela   |
| 1990 | 4/11 | H     | San Francisco | L, 0-8       | Glavine            | Reuschel     |
| 1991 | 4/10 | H     | Los Angeles   | L, 4-6       | Smoltz             | Belcher      |
| 1992 | 4/7  | A     | Houston       | W, 2-0       | Glavine            | Harnisch     |
|      | 4/9  | H*    | San Francisco | L, 4-11      | Leibrandt          | Burba        |
| 1993 | 4/5  | A     | Chicago       | W, 1-0       | Maddux             | Morgan       |
|      | 4/8  | H*    | Los Angeles   | W, 6-1       | Glavine            | Candiotti    |
| 1994 | 4/4  | A     | San Diego     | W, 4-1       | Maddux             | Benes        |
|      | 4/12 | H*    | San Francisco | L, 5-7       | Smoltz             | Frey         |
| 1995 | 4/26 | H     | San Francisco | W, 12-5      | Maddux             | Mulholland   |
| 1996 | 4/1  | H     | San Francisco | W, 10-8      | Maddux             | Leiter       |

## TURNER FIELD ERA

| Year | Date | Home/<br>Away | Opponent     | Result        | Pitchers of Record |              |
|------|------|---------------|--------------|---------------|--------------------|--------------|
|      |      |               |              |               | Braves             | Opponent     |
| 1997 | 4/1  | A             | Houston      | L, 1-2        | Smoltz             | Reynolds     |
|      | 4/4  | H**           | Chicago      | W, 5-4        | Clontz             | Adams        |
| 1998 | 3/31 | H             | Milwaukee    | W, 2-1        | Ligtenberg         | Wickman      |
| 1999 | 4/5  | H             | Philadelphia | L, 4-7        | Glavine            | Schilling    |
| 2000 | 4/3  | H             | Colorado     | W, 2-0        | Maddux             | Astacio      |
| 2001 | 4/2  | A             | Cincinnati   | W, 10-4       | Valdes             | Reyes        |
|      | 4/3  | H*            | New York     | L, 4-6 (10)   | Ligtenberg         | Cook         |
| 2002 | 4/1  | H             | Philadelphia | W, 7-2        | Glavine            | Person       |
| 2003 | 3/31 | H             | Montreal     | L, 2-10       | Maddux             | Armas        |
| 2004 | 4/6  | H             | New York     | L, 2-7        | Ortiz              | Glavine      |
| 2005 | 4/5  | A             | Florida      | L, 0-9        | Smoltz             | Beckett      |
|      | 4/8  | H*            | New York     | W, 3-1        | Thomson            | Zambrano     |
| 2006 | 4/3  | A             | Los Angeles  | W, 11-10      | Villarreal         | Lowe         |
|      | 4/10 | H*            | Philadelphia | W, 5-3        | Villarreal         | Franklin     |
| 2007 | 4/2  | A             | Philadelphia | W, 5-3 (10)   | Wickman            | Madson       |
|      | 4/6  | H*            | New York     | L, 1-11       | Redman             | Pérez        |
| 2008 | 3/30 | A***          | Washington   | L, 2-3        | Rauch              | Moylan       |
|      | 3/31 | H*            | Pittsburgh   | L, 11-12 (12) | Osoria             | Boyer        |
| 2009 | 4/5  | A             | Philadelphia | W, 4-1        | Lowe               | Myers        |
|      | 4/10 | H*            | Washington   | W, 6-5 (10)   | Campillo           | Beimel       |
| 2010 | 4/5  | H             | Chicago      | W, 16-5       | Lowe               | Zambrano     |
| 2011 | 3/31 | A             | Washington   | W, 2-0        | Lowe               | Hernandez    |
|      | 4/8  | H*            | Philadelphia | W, 6-3        | Hudson             | Lee          |
| 2012 | 4/5  | A             | New York     | L, 0-1        | Santana            | Hanson       |
|      | 4/13 | H*            | Milwaukee    | W, 10-8       | Venters            | F. Rodriguez |
| 2013 | 4/1  | H             | Philadelphia | W, 7-5        | Avilan             | Hamels       |
| 2014 | 3/31 | A             | Milwaukee    | L, 0-2        | Teheran            | Gallardo     |
|      | 4/8  | H*            | New York     | L, 0-4        | Harang             | Colon        |
| 2015 | 4/6  | A             | Miami        | W, 2-1        | Teheran            | Alvarez      |
|      | 4/10 | H*            | New York     | W, 5-3        | Johnson            | Montero      |
| 2016 | 4/4  | H             | Atlanta      | L, 4-3 (10)   | Treinen            | O'Flaherty   |

\*Home opener;

\*\*First regular-season game played at Turner Field; \*\*\*First regular-season game played at Nationals Park

## TRUIST PARK ERA

| Year | Date | Home/<br>Away | Opponent      | Result      | Pitchers of Record |           |
|------|------|---------------|---------------|-------------|--------------------|-----------|
|      |      |               |               |             | Braves             | Opponent  |
| 2017 | 4/3  | A             | New York (NL) | L, 6-0      | Krol               | Robles    |
|      | 4/14 | H****         | San Diego     | W, 5-2      | Teheran            | Chacin    |
| 2018 | 3/29 | H             | Philadelphia  | W, 8-5      | Vizcaino           | Neris     |
| 2019 | 3/28 | A             | Philadelphia  | L, 10-4     | Teheran            | Nola      |
|      | 4/1  | H*            | Chicago (NL)  | W, 8-0      | Parsons            | Hendricks |
| 2020 | 7/24 | A             | New York (NL) | L, 1-0      | Martin             | Lugo      |
|      | 7/29 | H*            | Tampa Bay     | W, 7-4      | O'Day              | Drake     |
| 2021 | 4/1  | A             | Philadelphia  | L, 2-3 (10) | Jones              | Brogdon   |
|      | 4/9  | H*            | Philadelphia  | W, 8-1      | Morton             | Wheeler   |
| 2022 | 4/7  | H             | Cincinnati    | L, 6-4      | Fried              | Mahle     |
| 2023 | 3/30 | A             | Washington    | W, 7-2      | Luetge             | Corbin    |
|      | 4/6  | H*            | San Diego     | W, 7-6      | Minter             | Crismatt  |

\*\*\*\*First regular-season game at Truist Park

# ATLANTA'S OPENING DAY LINEUPS

## 1966

Alou, cf  
Mathews, 3b  
Aaron, rf  
Carty, lf  
Torre, c  
Menke, ss  
Thomas, 1b  
Bolling, 2b  
Cloninger, p

## 1973

Garr, lf  
Gilbreath, 3b  
Aaron, rf  
Baker, cf  
Evans, 1b  
Johnson, 2b  
Oates, c  
Pérez, ss  
Gentry, p

## 1980

Miller, cf  
Royster, 2b  
Mathews, rf  
Horner, 3b  
Chambliss, 1b  
Murphy, lf  
Pocoroba, c  
Gomez, ss  
Niekro, p

## 1987

James, cf  
Thomas, ss  
Roenicke, 1b  
Murphy, rf  
Griffey, lf  
Virgil, c  
Oberkfell, 3b  
Hubbard, 2b  
Mahler, p

## 1994

Sanders, cf  
Blauser, ss  
Klesko, lf  
McGriff, 1b  
Justice, rf  
Pendleton, 3b  
Lopez, c  
Lemke, 2b  
Maddux, p

## 2001

Furcal, ss  
Veras, 2b  
A. Jones, cf  
C. Jones, 3b  
Surhoff, lf  
Jordan, rf  
Lopez, c  
Brogna, 1b  
Burkett, p

## 1967

Menke, ss  
Alou, 1b  
Aaron, rf  
Torre, c  
Carty, lf  
Jones, cf  
Boyer, 3b  
Woodward, 2b  
Lemaster, p

## 1974

Garr, rf  
Lum, 1b  
Evans, 3b  
Aaron, lf  
Baker, cf  
Johnson, 2b  
Oates, c  
Robinson, ss  
Morton, p

## 1981

Washington, rf  
Hubbard, 2b  
Horner, 3b  
Chambliss, 1b  
Murphy, cf  
Linares, lf  
Benedict, c  
Ramirez, ss  
Boggs, p

## 1988

James, cf  
Garcia, 2b  
Perry, 1b  
Murphy, rf  
Griffey, lf  
Virgil, c  
Oberkfell, 3b  
Thomas, ss  
Mahler, p

## 1995

Grissom, cf  
Blauser, ss  
Jones, 3b  
McGriff, 1b  
Justice, rf  
Lopez, c  
Kelly, lf  
Lemke, 2b  
Maddux, p

## 2002

Furcal, ss  
A. Jones, cf  
C. Jones, lf  
Sheffield, rf  
Castilla, 3b  
Surhoff, 1b  
Lopez, c  
Giles, 2b  
Glavine, p

## 1968

Alou, cf  
Jackson, ss  
Aaron, rf  
Torre, c  
Boyer, 3b  
Johnson, 1b  
Lum, lf  
Millan, 2b  
Jarvis, p

## 1975

Garr, lf  
Pérez, 2b  
Evans, 3b  
Lum, 1b  
Baker, lf  
Office, cf  
Correll, c  
Blanks, ss  
Niekro, p

## 1982

Butler, cf  
Hubbard, 2b  
Washington, rf  
Horner, 3b  
Murphy, lf  
Chambliss, 1b  
Benedict, c  
Ramirez, ss  
Mahler, p

## 1989

L. Smith, lf  
Gregg, rf  
Perry, 1b  
Murphy, cf  
Davis, c  
Gant, 3b  
Thomas, ss  
Blauser, 2b  
Z. Smith, p

## 1996

Grissom, cf  
Blauser, ss  
Justice, rf  
McGriff, 1b  
Klesko, lf  
Lopez, c  
Lemke, 2b  
Mordecai, 3b  
Maddux, p

## 2003

Furcal, ss  
Fick, 1b  
Sheffield, rf  
C. Jones, lf  
A. Jones, cf  
Giles, 2b  
Castilla, 3b  
Blanco, c  
Maddux, p

## 1969

Alou, cf  
Millan, 2b  
Aaron, rf  
Cepeda, 1b  
Francona, lf  
Boyer, 3b  
Tillman, c  
Jackson, ss  
Jarvis, p

## 1976

Office, cf  
Royster, 3b  
Evans, 1b  
Wynn, lf  
Paciorek, rf  
Lacy, 2b  
Pocoroba, c  
Chaney, ss  
Morton, p

## 1983

Butler, cf  
Ramirez, ss  
Washington, rf  
Murphy, lf  
Horner, 3b  
Chambliss, 1b  
Hubbard, 2b  
Benedict, c  
Niekro, p

## 1990

McDowell, cf  
Treadway, 2b  
Gregg, lf  
Esasky, 1b  
Murphy, rf  
Whitt, c  
Presley, 3b  
Blauser, ss  
Glavine, p

## 1997

Lofton, cf  
Lemke, 2b  
C. Jones, 3b  
McGriff, 1b  
Klesko, lf  
Tucker, rf  
Lopez, c  
Blauser, ss  
Smoltz, p

## 2004

Furcal, ss  
Giles, 2b  
C. Jones, lf  
A. Jones, cf  
Drew, rf  
Franco, 1b  
Estrada, c  
DeRosa, 3b  
Ortiz, p

## 1970

Jackson, ss  
Millan, 2b  
Aaron, rf  
Carty, lf  
Cepeda, 1b  
Gonzales, cf  
Boyer, 3b  
Didier, c  
Niekro, p

## 1977

Office, cf  
Royster, 3b  
Montanez, 1b  
Burroughs, rf  
Mathews, lf  
Pocoroba, c  
Gilbreath, 2b  
Rickett, ss  
Messersmith, p

## 1984

Washington, rf  
Royster, lf  
Murphy, cf  
Horner, 3b  
Watson, 1b  
Ramirez, ss  
Hubbard, 2b  
Benedict, c  
Barker, p

## 1991

Sanders, lf  
Treadway, 2b  
Gant, cf  
Justice, rf  
Bream, 1b  
Pendleton, 3b  
Heath, c  
Belliard, ss  
Smoltz, p

## 1998

Weiss, ss  
Graffanino, 2b  
C. Jones, 3b  
Galarraga, 1b  
Klesko, lf  
Tucker, rf  
E. Pérez, c  
A. Jones, cf  
Maddux, p

## 2005

Furcal, ss  
Giles, 2b  
C. Jones, 3b  
A. Jones, cf  
LaRoche, 1b  
Estrada, c  
Mondesi, rf  
Jordan, lf  
Smoltz, p

## 1971

Jackson, cf  
Garr, lf  
Aaron, rf  
Cepeda, 1b  
King, c  
Millan, 2b  
Boyer, 3b  
Pérez, ss  
Niekro, p

## 1978

Royster, 2b  
Office, cf  
Mathews, rf  
Burroughs, lf  
Pocoroba, c  
Murphy, 1b  
Bonnell, 3b  
Rickett, ss  
Niekro, p

## 1985

Ramirez, ss  
Harper, rf  
Kominisk, lf  
Murphy, cf  
Horner, 3b  
Chambliss, 1b  
Cerone, c  
Hubbard, 2b  
Mahler, p

## 1992

Sanders, cf  
Pendleton, 3b  
Gant, lf  
Justice, rf  
Bream, 1b  
Blauser, 2b  
Olson, c  
Belliard, ss  
Glavine, p

## 1999

Nixon, lf  
Boone, 2b  
C. Jones, 3b  
Jordan, rf  
Lopez, c  
Klesko, 1b  
A. Jones, cf  
Weiss, ss  
Glavine, p

## 2006

Giles, 2b  
Renteria, ss  
C. Jones, 3b  
A. Jones, cf  
LaRoche, 1b  
Francoeur, rf  
McCann, c  
Langerhans, lf  
Hudson, p

## 1972

Millan, 2b  
Garr, lf  
Aaron, rf  
Cepeda, 1b  
Williams, c  
Lum, cf  
Evans, 3b  
Pérez, ss  
Niekro, p

## 1979

Bonnell, cf  
Mathews, rf  
Horner, 3b  
Burroughs, lf  
Lum, 1b  
Murphy, c  
Hubbard, 2b  
Frias, ss  
Niekro, p

## 1986

Washington, rf  
Ramirez, ss  
Murphy, cf  
Horner, 1b  
Harper, lf  
Virgil, c  
Oberkfell, 3b  
Hubbard, 2b  
Mahler, p

## 1993

Nixon, cf  
Blauser, ss  
Gant, lf  
Pendleton, 3b  
Justice, rf  
Bream, 1b  
Berryhill, c  
Lemke, 2b  
Maddux, p

## 2000

Veras, 2b  
Sanders, lf  
C. Jones, 3b  
Jordan, rf  
Galarraga, 1b  
A. Jones, cf  
Pérez, c  
Weiss, ss  
Maddux, p

## 2007

Johnson, 2b  
Renteria, ss  
C. Jones, 3b  
A. Jones, cf  
McCann, c  
Francoeur, rf  
Thorman, 1b  
Langerhans, lf  
Smoltz, p



ATLANTA'S OPENING DAY LINEUPS

**2008**

Johnson, 2b  
Escobar, ss  
C. Jones, 3b  
Teixeira, 1b  
Francoeur, rf  
McCann, c  
Diaz, lf  
Kotsay, cf  
Hudson, p

**2015**

Young, Jr., cf  
Peterson, 2b  
Markakis, rf  
Freeman, 1b  
Bethancourt, c  
K.Johnson, lf  
Callaspo, 3b  
Simmons, ss  
Teheran, p

**2022**

Rosario, rf  
Olson, 1b  
Riley, 3b  
Ozuna, lf  
Albies, 2b  
Duvall, cf  
d'Arnaud, c  
Dickerson, dh  
Swanson, ss

Fried, p

**2009**

Johnson, 2b  
Escobar, ss  
C. Jones, 3b  
McCann, c  
Anderson, lf  
Francoeur, rf  
Kotchman, 1b  
Schafer, cf  
Lowe, p

**2016**

Inciarte, cf  
Aybar, ss  
Freeman, 1b  
Garcia, 3b  
Markakis, rf  
Olivera, lf  
Pierzynski, c  
Peterson, 2b  
Teheran, p

**2023**

Acuña Jr., rf  
Olson, 1b  
Riley, 3b  
Albies, 2b  
Murphy, c  
Ozuna, lf  
Harris II, cf  
d'Arnaud, dh  
Arcia, ss

Fried, p

**2010**

Cabrera, lf  
Prado, 2b  
C. Jones, 3b  
McCann, c  
Glaus, 1b  
Escobar, ss  
Heyward, rf  
McLouth, cf  
Lowe, p

**2017**

Inciarte, cf  
Swanson, ss  
Freeman, 1b  
Kemp, lf  
Markakis, rf  
Phillips, 2b  
Garcia, 3b  
Flowers, c  
Teheran, p

**2011**

Prado, lf  
McLouth, cf  
C. Jones, 3b  
McCann, c  
Uggla, 2b  
Heyward, rf  
Gonzalez, ss  
Freeman, 1b  
Lowe, p

**2018**

Inciarte, cf  
Albies, 2b  
Freeman, 1b  
Markakis, rf  
Flowers, c  
Tucker, lf  
Swanson, ss  
Flaherty, 3b  
Teheran, p

**2012**

Bourn, cf  
Prado, 3b  
McCann, c  
Uggla, 2b  
Freeman, 1b  
Diaz, lf  
Heyward, rf  
Pastornicky, ss  
Hanson, p

**2019**

Inciarte, cf  
Donaldson, 3b  
Freeman, 1b  
Acuña Jr., lf  
Markakis, rf  
Albies, 2b  
McCann, c  
Swanson, ss  
Teheran, p

**2013**

Simmons, ss  
Heyward, rf  
J. Upton, lf  
Freeman, 1b  
B. Upton, cf  
Uggla, 2b  
C. Johnson, 3b  
Laird, c  
Hudson, p

**2020**

Acuña Jr., rf  
Albies, 2b  
Freeman, 1b  
Ozuna, lf  
Adams, dh  
Riley, 3b  
Swanson, ss  
Inciarte, cf  
Jackson, c

Soroka, p

**2014**

Heyward, rf  
B. Upton, cf  
Freeman, 1b  
C. Johnson, 3b  
J. Upton, lf  
Uggla, 2b  
Gattis, c  
Simmons, ss  
Teheran, p

**2021**

Acuña Jr., rf  
Albies, 2b  
Freeman, 1b  
Ozuna, LF  
d'Arnaud, c  
Swanson, ss  
Riley, 3b  
Pache, cf  
Fried, p

FRONT OFFICE

MANAGER & STAFF

PLAYER BIOS

SEASON IN REVIEW

PLAYER DEVELOPMENT

BRAVES HISTORY

OPPONENTS

MISCELLANEOUS

# ATLANTA'S OPENING DAY RECORDS

## HOME RUNS

The Braves have hit 58 home runs on Opening Day since the club moved to Atlanta in 1966. Five players (Dale Murphy, Fred McGriff, Andruw Jones, Brian McCann, and Freddie Freeman) hold the Atlanta-era record with three career homers in openers, while Joe Torre, McGriff and Edgar Renteria are the only Atlanta Braves with a multi-homer game on Opening Day. In 2018, Nick Markakis hit the only game-ending home run on Opening Day in Atlanta franchise history, driving a 1-1, ninth-inning pitch out to right field to give the Braves an 8-5 win.

### April 12, 1966 vs. Pittsburgh

Joe Torre (2)

### April 11, 1967 at Houston

Clete Boyer

### April 7, 1970 at San Diego

Orlando Cepeda

### April 4, 1974 at Cincinnati

Hank Aaron

### April 8, 1977 at Houston

Jeff Burroughs

### April 7, 1978 vs. Los Angeles

Rowland Office

Dale Murphy

Jerry Royster

### April 10, 1981 vs. Cincinnati

Dale Murphy

### April 4, 1983 at Cincinnati

Chris Chambliss

### April 8, 1986 vs. Montreal

Dale Murphy

### April 5, 1988 vs. Chicago

Ozzie Virgil

Gerald Perry

Ken Oberkfell

Andres Thomas

### April 4, 1989 at Houston

Ron Gant

Tommy Gregg

### April 10, 1991 vs. Los Angeles

David Justice

### April 4, 1994 at San Diego

Deion Sanders

Ryan Klesko

### April 26, 1995 vs. San Francisco

Fred McGriff (2)

David Justice

### April 1, 1996 vs. San Francisco

Ryan Klesko

Jeff Blauser

Fred McGriff

Mark Lemke

Jerome Walton

### April 1, 1997 at Houston

Chipper Jones

### April 5, 1999 vs. Philadelphia

Brian Jordan

### April 3, 2000 vs. Colorado

Andres Galarraga

Andruw Jones

### April 2, 2001 at Cincinnati

Andruw Jones

Rafael Furcal

### April 1, 2002 vs. Philadelphia

Vinny Castilla

Gary Sheffield

### April 6, 2004 vs. New York

Marcus Giles

### April 3, 2006 at Los Angeles

Andruw Jones

Adam LaRoche

Ryan Langerhans

### April 2, 2007 at Philadelphia

Edgar Renteria (2)

Brian McCann

### March 30, 2008 at Washington

Chipper Jones

### April 5, 2009 at Philadelphia

Brian McCann

Jeff Francoeur

Jordan Schafer\*

### April 5, 2010 vs. Chicago

Brian McCann

Jason Heyward\*

### March 31, 2011 at Washington

Jason Heyward

### April 1, 2013 vs. Philadelphia

Justin Upton

Freddie Freeman

Dan Uggla

### April 4, 2016 vs. Washington

Freddie Freeman

Adonis Garcia

### March 29, 2018 vs. Philadelphia

Freddie Freeman

Ozzie Albies

Nick Markakis^

### March 28, 2019 at Philadelphia

Matt Joyce

### April 1, 2021 at Philadelphia

Pablo Sandoval

### April 7, 2022 vs. Cincinnati

Austin Riley

\*First career at-bat  
^Game-ending home run

## OPENING DAY HR LEADERS

### Player Opening Day HR

|                 |   |
|-----------------|---|
| 1. Dale Murphy  | 3 |
| Fred McGriff    | 3 |
| Andruw Jones    | 3 |
| Brian McCann    | 3 |
| Freddie Freeman | 3 |
| T6. Joe Torre   | 2 |
| David Justice   | 2 |
| Ryan Klesko     | 2 |
| Edgar Renteria  | 2 |
| Chipper Jones   | 2 |
| Jason Heyward   | 2 |

## MOST OPENING DAY STARTS, BY POSITION

Since the club moved to Atlanta in 1966, only Chipper Jones and Andruw Jones have made at least 10 starts on Opening Day for the Braves. Jones holds the Atlanta-era record with 13 starts at third base.

**Manager**.....Bobby Cox.....24

**Pitcher**.....Phil Niekro.....8

**Catcher**.....Brian McCann.....8

**First Base**.....Freddie Freeman.....11

**Second Base**.....Glenn Hubbard.....8

**Shortstop**.....Jeff Blauser/Dansby Swanson.....6

**Third Base**.....Chipper Jones.....13

**Left Field**.....R. Garr, R. Klesko.....4

**Center Field**.....Andruw Jones.....10

**Right Field**.....Hank Aaron.....8

# THE LAST TIME IT HAPPENED

## OFFENSIVE ODDITIES

### First Major League Hit as a Home Run

Ozzie Albies, in his third game, August 3, 2017 (9th inning) vs. Los Angeles (NL), off Tony Cingrani (3rd at-bat, three-run homer)

### Inside-the-Park Home Run by a Brave

Travis Demeritte, April 29, 2022 at Texas (3rd inning), off Spencer Howard

### Inside-the-Park Home Run by Opponent

Yuli Gurriel, April 25, 2023 (9th inning) vs. Miami, off Jesse Chavez (solo home run)

### Brave Hit for the Cycle

Eddie Rosario, September 19, 2021 at San Francisco

### Grand Slam by a Brave

Ronald Acuña Jr., August 31, 2023 at Los Angeles-NL (2nd inning), off Lance Lynn

### Grand Slam by Opponent

Jazz Chisholm Jr., September 17, 2023 (3rd inning) at Miami, off Charlie Morton

### Pinch-Hit Grand Slam by a Brave

Ehire Adrianza, May 21, 2021 (8th inning) vs. Pittsburgh, off Wilmer Difo

### Pinch-Hit Grand Slam by Opponent

Christian Arroyo, June 16, 2021 (7th inning) vs. Boston, off A.J. Minter

### Pinch-Hit Home Run by a Braves player

Kevin Pillar, May 6, 2023 (8th inning) vs. Baltimore, off Danny Coulombe

### Pinch-Hit Home Run by Opponent

Kolton Wong, September 1, 2023 (8th inning) at Los Angeles-NL, off Pierce Johnson

### Back-to-Back Home Runs by Braves

Ozzie Albies & Austin Riley, September 16, 2023 (1st inning) at Miami, off Bryan Hoeing

### Back-to-Back-to-Back Home Runs by Braves

Evan Gattis, Dan Uggla and Andrelton Simmons, April 14, 2014 (8th inning) at Philadelphia, off B.J. Rosenberg

### Back-to-Back Pinch-Hit Home Runs by Braves

Keith Lockhart and Javy Lopez, May 25, 1999 (9th inning) at Milwaukee, off Bob Wickman

### Home Run by Braves Pitcher

Huascar Ynoa, May 4, 2021 (6th inning) at Washington, off Tanner Rainey (grand slam)

### Home Run by Opposing Pitcher

Jacob deGrom, August 23, 2019 (6th inning) at New York-NL, off Mike Foltynewicz (solo homer)

### Two-Homer Game by Braves Pitcher

Derek Lilliquist, May 1, 1990 (3rd inning and 5th inning) vs. New York (NL), off Ron Darling (both solo homers)

### Two-Homer Game by Opponent Pitcher

Micah Owings, August 18, 2007 (4th inning and 6th inning) vs. Arizona, off Buddy Carlyle (both solo homers)

## PITCHING PECULIARITIES

### No-Hitter by Braves Pitcher

Kent Mercker, April 8, 1994 at Los Angeles (NL), 6-0

### No-Hitter vs. the Braves

Cole Hamels, Jake Diekman, Ken Giles and Jonathan Papelbon, September 1, 2014 vs. Philadelphia, 7-0

### Perfect Game vs. the Braves

Randy Johnson, May 18, 2004, vs. Arizona, 2-0

### One-Hitter by Braves Pitcher

Julio Teheran, June 19, 2016, at New York (NL), 6-0

### Braves Pitcher Allowed Four Homers in a Game

Yonny Chirinos, August 8, 2023 at Pittsburgh

### Consecutive Shutouts by a Braves Player

Tom Glavine, August 7, 1998 at San Francisco and August 13, 1998 at San Diego

### Three Consecutive Complete Games by a Braves Player

Greg Maddux, June 27, 1998 vs. Toronto, July 2, 1998 at Tampa Bay, July 11, 1998 at Florida

## MISCELLANEOUS

### Braves Scored 10+ Runs in an Inning

11 runs, September 9, 2020 (2nd inning) vs. Miami

### Braves' Steal of Home

Ender Inciarte, September 19, 2018 (5th inning) vs. St. Louis (on a double steal with Freddie Freeman stealing 2nd)

### Opponent's Steal of Home

Chris Young, August 19, 2007 (3rd inning) vs. Arizona (on a double steal with Orlando Hudson stealing 2nd)

### Triple Play by the Braves

July 25, 2034 (3rd inning), at Boston, of Michael Harris II to 1b Matt Olson to 3b Austin Riley. Batter: Tristan Casas

### Triple Play vs. Braves

August 7, 2019 (3rd inning) at Minnesota. 3b Miguel Sano to 2b Jonathan Schoop to 1b C.J. Cron. Batter: Tyler Flowers

### Last Braves Game to End in a Tie

August 15, 2002 vs. San Francisco, 3-3. Game called in top of 10th inning due to rain

### Last Suspended Braves Game

July 21, 2021 vs. San Diego. Game suspended due to rain in the middle of the fifth inning. Game resumed on September 24. Atlanta lost, 6-5, in 7 innings

# ATLANTA'S MOST RECENT TRADE

## NATIONAL LEAGUE

### ARIZONA DIAMONDBACKS — JUNE 7, 2022

Obtained Jacob Webb (RHP) for cash considerations.

### CHICAGO CUBS — APRIL 21, 2022

Obtained Jesse Chavez (RHP) for Sean Newcomb (LHP).

### CINCINNATI REDS — JULY 24, 2020

Obtained Scott Schebler (OF) for cash.

### COLORADO ROCKIES — AUGUST 1, 2023

Obtained Brad Hand (LHP) for Alec Barger (P)

### LOS ANGELES DODGERS — NOVEMBER 28, 2018

Obtained cash for Adam McCreery (P)

### MIAMI MARLINS — JULY 30, 2021

Obtained Adam Duvall (OF) for Alex Jackson (C)

### MILWAUKEE BREWERS — DECEMBER 12, 2022

As part of a three-team trade, obtained C Sean Murphy (OAK) for William Contreras (MIL), Justin Yeager (MIL), Kyle Muller (OAK), Freddy Tarnok (OAK), Manny Pina (OAK) and Royber Salinas (OAK).

### NEW YORK METS — JUNE 8, 2016

Obtained minor leaguer Akeel Morris (P) for Kelly Johnson (INF/OF) and cash.

### PHILADELPHIA PHILLIES — DECEMBER 20, 2002

Obtained Johnny Estrada (C) for Kevin Millwood (P).

### PITTSBURGH PIRATES — DECEMBER 5, 2023

Obtained a player to be named later for Marco Gonzalez (P)

### SAN DIEGO PADRES — DECEMBER 15, 2023

Obtained Ray Kerr (P), Matt Carpenter (INF) and cash considerations for Drew Campbell (OF).

### SAN FRANCISCO GIANTS — NOVEMBER 22, 2021

Obtained Jay Jackson (P) for a player to be named later.

### ST. LOUIS CARDINALS — MAY 20, 2017

Obtained Matt Adams (INF) and cash considerations for minor leaguer Juan Ypez (INF).

### WASHINGTON NATIONALS — AUGUST 1, 2022

Obtained Ehire Adrianza (INF) for minor leaguer Trey Harris (OF).

## AMERICAN LEAGUE

### BALTIMORE ORIOLES — DECEMBER 22, 2022

Obtained Lewin Díaz (INF) for cash considerations.

### BOSTON RED SOX — DECEMBER 30, 2023

Obtained Chris Sale (LHP) and cash considerations for Vaughn Grissom (INF)

### CHICAGO WHITE SOX — DECEMBER 9, 2023

Obtained a player to be named later for Max Stassi (C) and cash considerations

### CLEVELAND GUARDIANS — JULY 30, 2021

Obtained Eddie Rosario (OF) and cash for Pablo Sandoval (INF)

### DETROIT TIGERS — DECEMBER 7, 2022

Obtained Joe Jimenez (RHP) for minor leaguers Justyn-Henry Malloy (OF) and Jake Higginbotham (LHP)

### HOUSTON ASTROS — AUGUST 2, 2022

Obtained Jake Odorizzi (RHP) for Will Smith (LHP)

### KANSAS CITY ROYALS — NOVEMBER 17, 2023

Obtained Jackson Kowar (P) for Kyle Wright (P)

### LOS ANGELES ANGELS — DECEMBER 8, 2023

Obtained David Fletcher (INF) and Max Stassi (C) for Tyler Thomas (P) and Evan White (INF)

### MINNESOTA TWINS — SEPTEMBER 8, 2019

Obtained cash considerations for minor leaguer Ryan LaMarre (OF)

### NEW YORK YANKEES — DECEMBER 28, 2022

Obtained Lucas Luetge (P) for minor leaguers Indigo Diaz (P) and Caleb Durbin (INF)

### OAKLAND ATHLETICS — JUNE 18, 2023

Obtained cash considerations for Yacksel Rios (P)

### SEATTLE MARINERS — DECEMBER 3, 2023

Obtained Jarred Kelenic (OF), Marco Gonzalez (P) and Evan White (INF) for Cole Phillips (P) and Jackson Kowar (P)

### TAMPA BAY RAYS — JUNE 6, 2023

Obtained Ben Heller (P) for future considerations.

### TEXAS RANGERS — JANUARY 3, 2023

Obtained Eli White (OF) for cash.

### TORONTO BLUE JAYS — JULY 5, 2022

Obtained minor leaguer Leonel Callez (INF) for cash.



# ATLANTA BRAVES ALL-TIME ROSTER (1966-2020)

A total of 960 players have appeared in at least one official game for the Atlanta Braves since 1966.

## A [43]

Aardsma, David, 2015  
 Aaron, Hank, 1966-74  
 Aaron, Tommie, 1968,71  
 Abbott, Kurt, 2001  
 Abernathy, Ted, 1966  
 Acker, Jim, 1986-89  
 Acosta, Manny, 2007-09  
 Acuña Jr., Ronald, 2018-23  
 Adams, Lane, 2017-18  
 Adams, Matt, 2017, 2020  
 Adrianza, Ehire, 2021-23  
 Aker, Jack, 1974  
 Albies, Ozzie, 2017-23  
 Aldrich, Jay, 1989  
 Aldridge, Cory, 2001  
 Alexander, Doyle, 1980, 86-87  
 Alfonseca, Antonio, 2004  
 Allard, Kolby, 2018, '23  
 Almanza, Armando, 2004  
 Almonte, Abraham, 2021  
 Alomar, Sandy, 1966  
 Alou, Felipe, 1966-69  
 Alvarez, Dario, 2016  
 Alvarez, Jose, 1981-82, 88-89  
 Anderson, Ian, 2020-22  
 Anderson, Garret, 2009  
 Anderson, Josh, 2008  
 Anderson, Nick, 2023  
 Ankiel, Rick, 2010  
 Arcia, Orlando, 2021-23  
 Ascanio, Jose, 2007  
 Asencio, Jairo, 2009, 2011  
 Ashby, Andy, 2000  
 Aspromonte, Bob, 1969-70  
 Asselstine, Brian, 1976-81  
 Assenmacher, Paul, 1986-89  
 Autry, Al, 1976  
 Avery, Steve, 1990-1996  
 Avilan, Luis, 2012-15  
 Ayala, Luis, 2013  
 Aybar, Erick, 2016  
 Aybar, Willie, 2006  
 Ayrault, Joe, 1996

## B [90]

Baez, Danys, 2006  
 Baker, Dusty, 1968-75  
 Baker, Jeff, 2012  
 Bako, Paul, 2000-2001  
 Bales, Lee, 1966  
 Bannon, Rylan, 2022  
 Banuelos, Manny, 2015  
 Barber, Steve, 1970-72  
 Barker, Len, 1983-85  
 Barry, Kevin, 2006-07  
 Barton, Brian, 2009  
 Batista, Miguel, 2012  
 Battle, Howard, 1999  
 Bautista, Danny, 1996-1998  
 Bautista, José, 2018  
 Beall, Bob, 1975, 78-79  
 Beachy, Brandon, 2010-13  
 Beard, Mike, 1974-77  
 Beato, Pedro, 2014  
 Beauchamp, Jim, 1967  
 Beckham, Gordon, 2016  
 Bedrosian, Steve, 1981-85, 93-95  
 Behenna, Rick, 1983  
 Belinda, Stan, 2000  
 Bell, Mike, 1990-91  
 Bell, Terry, 1987

Belliard, Rafael, 1991-98  
 Belloir, Rob, 1975-78  
 Benedict, Bruce, 1978-89  
 Bennett, Jeff, 2007-09  
 Berenguer, Juan, 1991-92  
 Bergman, Sean, 1999  
 Bernero, Adam, 2005  
 Berroa, Geronimo, 1989-90  
 Berryhill, Damon, 1991-93  
 Betemit, Wilson, 2001, 04-06  
 Bethancourt, Christian, 2013-15  
 Biddle, Jesse, 2018-19, 20  
 Bielecki, Mike, 1991-92, '94, '96-97  
 Blair, Aaron, 2016-17  
 Blanco, Gregor, 2008-10  
 Blanco, Henry, 2002-03  
 Blankenship, Kevin, 1988  
 Blanks, Larvell, 1972-75, 80  
 Blasingame, Wade, 1966-67  
 Blauser, Jeff, 1987-97  
 Blevins, Jerry, 2019  
 Blocker, Terry, 1988-89  
 Boever, Joe, 1987-90  
 Boggs, Tommy, 1978-83  
 Bolling, Frank, 1966  
 Bong, Jung Keun, 2002-03  
 Bonifacio, Emilio, 2014, 2016-17  
 Bonilla, Bobby, 2000  
 Bonnell, Barry, 1977-79  
 Boone, Bret, 1999  
 Borbon, Pedro, 1992-1993, 95-97  
 Borowski, Joe, 1996-97  
 Boscan, J.C., 2010-12  
 Bourjos, Peter, 2018  
 Bourn, Michael, 2011-12, 2015  
 Bouton, Jim, 1978  
 Bowie, Micah, 1999  
 Boyer, Blaine, 2005-09  
 Boyer, Clete, 1967-71  
 Bracho, Silvino, 2022  
 Bradford, Larry, 1977, 79-81  
 Bradley, Jed, 2016  
 Bragg, Darren, 2002-03  
 Bream, Sid, 1991-93  
 Breazeale, Jim, 1969, 71-72  
 Brigham, Jake, 2015  
 Brignac, Reid, 2016  
 Britton, Jim, 1967-69  
 Brizzolara, Tony, 1979, 83-84  
 Brock, Chris, 1997  
 Brogna, Rico, 2001  
 Brooks, Frank, 2005  
 Brower, Jim, 2005  
 Brown, Jarvis, 1994  
 Brown, Oscar, 1969-73  
 Bruce, Bob, 1967  
 Buchter, Ryan, 2014  
 Bueno, Francisley, 2008  
 Burawa, Danny, 2015  
 Burkett, John, 2000-01  
 Burroughs, Jeff, 1977-80  
 Butler, Adam, 1998  
 Butler, Brett, 1981-83  
 Byrd, Paul, 1997-98, 2004

## C [77]

Cabrera, Francisco, 1989-93  
 Cabrera, Jose, 2001  
 Cabrera, Mauricio, 2016  
 Cabrera, Melky, 2010  
 Cahill, Trevor, 2015  
 Callaspo, Alberto, 2015  
 Camargo, Johan, 2017-21  
 Caminiti, Ken, 2001

Camp, Rick, 1976-78, 80-85  
 Campbell, Dave, 1977-78  
 Campillo, Jorge, 2008-09  
 Canizares, Barbaro, 2009  
 Cano, Robinson, 2022  
 Capellan, Jose, 2004  
 Capra, Buzz, 1974-77  
 Caraballo, Ramon, 1993  
 Cardwell, Don, 1970  
 Carle, Shane, 2018-19  
 Carlyle, Buddy, 2007-09  
 Carroll, Clay, 1966-68  
 Carpenter, David, 2013-14  
 Carpenter, David, 2015  
 Carty, Rico, 1966-72  
 Cary, Chuck, 1987-88  
 Casanova, Paul, 1972-74  
 Castilla, Vinny, 1991-1992, 2002-03  
 Castillo, Tony, 1989-91  
 Castro, Daniel, 2015-16  
 Cather, Mike, 1997-1999  
 Causey, Wayne, 1968  
 Cepeda, Orlando, 1969-72  
 Cerone, Rick, 1985  
 Cervenka, Hunter, 2016  
 Cervelli, Francisco, 2019  
 Chacin, Jhoulys, 2016, 2020  
 Chambliss, Chris, 1980-86  
 Chaney, Darrel, 1976-79  
 Charlton, Norm, 1998  
 Chavez, Jesse, 2010, '21-23  
 Cheadle, Dave, 1973  
 Chen, Bruce, 1998-2000  
 Childers, Matt, 2005  
 Chirinos, Yonny, 2023  
 Church, Ryan, 2009  
 Clancy, Jim, 1991  
 Clark, Glen, 1967  
 Clark, Terry, 1995  
 Clary, Marty, 1987, 89-90  
 Clevlen, Brent, 2010  
 Cline, Ty, 1966-67  
 Cloninger, Tony, 1966-68  
 Clontz, Brad, 1995-97  
 Closter, Alan, 1973  
 Ciriaco, Pedro, 2015  
 Coffman, Kevin, 1987-88  
 Colbrunn, Greg, 1997-98  
 Collins, Don, 1977  
 Collmenter, Josh, 2016  
 Colón, Bartolo, 2017  
 Colon, Roman, 2004-05  
 Colyer, Steve, 2007  
 Conrad, Brooks, 2009-11  
 Constanza, Jose, 2011-14  
 Contreras, William, 2020-22  
 Cooper, Gary, 1980  
 Cormier, Lance, 2006-07  
 Cornely, John, 2015  
 Correll, Vic, 1974-77  
 Cortes, David, 1999  
 Cowley, Joe, 1982  
 Crowley, Terry, 1976  
 Cruz, Juan, 2004  
 Cruz, Jesus, 2022  
 Culberson, Charlie, 2018-20, '23  
 Cunnane, Will, 2003-04  
 Cunniff, Brandon, 2015-16  
 Cunningham, Todd, 2015

## D [46]

d'Arnaud, Chase, 2016-17  
 d'Arnaud, Travis, 2020-23  
 Dal Canton, Bruce, 1975-76

Davey, Mike, 1977-78  
 Davidson, Ted, 1968  
 Davidson, Tucker, 2020-22  
 Davies, Kyle, 2005-07  
 Davis, Jody, 1988-90  
 Davis, Mark, 1992  
 Davis, Trench, 1987  
 Dawley, Joe, 2002-03  
 Dayley, Ken, 1982-84  
 Dayton, Grant, 2019-21  
 Dedmon, Jeff, 1983-87  
 De La Cruz, Joel, 2016  
 de la Hoz, Mike, 1966-67  
 Delgado, Randall, 2011-12  
 Demeritte, Travis, 2022  
 Denson, Drew, 1989  
 DeRosa, Mark, 1998-2004  
 DeSalvo, Matt, 2008  
 Dessens, Elmer, 2008  
 Detwiler, Ross, 2015  
 Devereaux, Mike, 1995  
 Devine, Adrian, 1973-76, 78-79  
 Devine, Joey, 2005-07  
 Diaz, Carlos, 1982  
 Diaz, Matt, 2006-10, 2011-12  
 Dickerson, Alex, 2022  
 Dickey, R.A., 2017  
 Didier, Bob, 1969-72  
 Dietz, Dick, 1973  
 Dobson, Pat, 1973  
 Dodd, Dylan, 2023  
 Donaldson, Josh, 2019  
 Dotel, Octavio, 2007  
 Doumit, Ryan, 2014  
 Downs, Scott, 2013  
 Doyle, Paul, 1969  
 Drew, J.D., 2004  
 Drew, Tim, 2004  
 Duda, Lucas, 2018  
 Dunn, Mike, 2010  
 Durbin, Chad, 2012  
 Duvall, Adam, 2018-22  
 Dye, Jermaine, 1996

## E [17]

Easterly, Jamie, 1974-79  
 Eave, Gary, 1988-89  
 Ebert, Derrin, 1999  
 Eden, Mike, 1976  
 Edmondson, Brian, 1998  
 Edwards Jr., Carl, 2021  
 Eichelberger, Juan, 1988  
 Eichhorn, Mark, 1989  
 Elder, Bryce, 2022-23  
 Embree, Alan, 1997-98  
 Ennis, John, 2002  
 Erlin, Robbie, 2020  
 Esasky, Nick, 1990  
 Escobar, Yunel, 2007-10  
 Estrada, Johnny, 2003-05  
 Evans, Darrell, 1969-76, 1989  
 Eveland, Dana, 2015

## F [34]

Fabregas, Jorge, 1999  
 Falcone, Pete, 1983-84  
 Farnsworth, Kyle, 2005  
 Fick, Robert, 2003  
 Fischer, Hank, 1966  
 Fischlin, Mike, 1987  
 Flaa, Jay, 2021  
 Flaherty, Ryan, 2018  
 Flowers, Tyler, 2016-20  
 Floyd, Gavin, 2014  
 Fotyniewicz, Mike, 2015-20  
 Ford, Mike, 2022  
 Ford, Wenty, 1973

Forster, Terry, 1983-85  
 Foster, John, 2002, 05  
 Foster, Leo, 1971, 1973-74  
 Fox, Chad, 1997  
 Francisco, Juan, 2012  
 Franco, Julio, 2001-05, 2007  
 Franco, Matt, 2002-03  
 Francoeur, Jeff, 2005-09, 2016  
 Francona, Tito, 1967-69  
 Franklin, Wayne, 2006  
 Frasor, Jason, 2015  
 Freeman, Freddie, 2010-21  
 Freeman, Jimmy, 1972-73  
 Freeman, Marvin, 1990-93  
 Freeman, Sam, 2017-18  
 Freitas, David, 2017  
 Frias, Pepe, 1979  
 Fried, Max, 2017-23  
 Frisella, Danny, 1973-74  
 Fuller, John, 1974  
 Furcal, Rafael, 2000-05

## G [52]

Galarraga, Andres, 1998-2000  
 Gallagher, Dave, 1994  
 Gant, John, 2016  
 Gant, Ron, 1987-1993  
 Garber, Gene, 1978-87  
 Garcia, Adonis, 2015-17  
 Garcia, Damaso, 1988  
 Garcia, Freddy Adrian, 1999  
 Garcia, Freddy Antonio, 2013  
 Garcia, Jaime, 2017  
 Garcia, Jesse, 2001-04  
 Garr, Ralph, 1968-75  
 Garrett, Adrian, 1966  
 Garrido, Gil, 1968-72  
 Gaston, Cito, 1967, 75-78  
 Gatewood, Aubrey, 1970  
 Gattis, Evan, 2013-14  
 Gausman, Kevin, 2018-19  
 Gearrin, Cory, 2011-12  
 Geiger, Gary, 1966-67  
 Gentry, Gary, 1973-75  
 Gilbreath, Rod, 1972-78  
 Giles, Marcus, 2001-06  
 Gilkey, Bernard, 2001  
 Giovanola, Ed, 1995-97  
 Glaus, Troy, 2010  
 Glavine, Tom, 1987-2002, 2008  
 Goggin, Chuck, 1973  
 Gohara, Luiz, 2017-18  
 Gomes, Jonny, 2015  
 Gomez, Luis, 1980-81  
 Gonzalez, Alex, 2010-11  
 Gonzalez, Mike, 2007-09  
 Gonzalez, Tony, 1969-70  
 Goodson, Ed, 1975  
 Gorecki, Reid, 2009  
 Gosselin, Phil, 2014-15, '22  
 Gotay, Ruben, 2008  
 Graffanino, Tony, 1996-1998  
 Grant, Mark, 1990  
 Green, Nick, 2004  
 Greene, Shane, 2019-21  
 Greene, Tommy, 1989-90  
 Greisinger, Seth, 2005  
 Gregg, Tommy, 1988-92, 97  
 Griffey, Ken, 1986-88  
 Grilli, Jason, 2015-16  
 Grissom, Marquis, 1995-96  
 Grissom, Vaughn, 2022-23  
 Grossman, Robbie, 2022  
 Gryboski, Kevin, 2002-05  
 Guillen, Ozzie, 1998-99  
 Guinn, Skip, 1968

## H [67]

Hale, David, 2013-14  
 Hall, Albert, 1981-88  
 Hall, Jimmie, 1970  
 Hamels, Cole, 2020  
 Hamilton, Billy, 2019  
 Hammond, Chris, 2002  
 Hampton, Mike, 2003-05, 2008  
 Hand, Brad, 2023  
 Hanna, Preston, 1975-82  
 Hanson, Tommy, 2009-12  
 Harang, Aaron, 2014  
 Hardin, Jim, 1972  
 Hargan, Steve, 1977  
 Harper, Terry, 1980-86  
 Harrell, Lucas, 2016  
 Harris II, Michael, 2022-23  
 Harris, Willie, 2007  
 Harrison, Roric, 1973-75  
 Hartgraves, Dean, 1996  
 Hausman, Tom, 1982  
 Hearn, Taylor, 2023  
 Heath, Mike, 1991  
 Hechavarria, Adeiny, 2012-  
 Heep, Danny, 1991  
 Heller, Ben, 2023  
 Helms, Wes, 1998, 2000-02  
 Henderson, Ken, 1976  
 Henry, Dwayne, 1989-90  
 Herbel, Ron, 1971  
 Heredia, Guillermo, 2021-22  
 Hermoso, Angel, 1967  
 Hernández Daysbel, 2023  
 Hernández, Diory, 2009-11  
 Hernández, Jose, 1999  
 Hernández, Ramon, 1967  
 Hernández, Roberto, 2003  
 Hernández, Roberto, 2016  
 Herrnstein, John, 1966  
 Hesketh, Joe, 1990  
 Hessman, Mike, 2003-04  
 Heyward, Jason, 2010-14  
 Hicks, Brandon, 2010-11  
 Hill, Garry, 1969  
 Hill, Milt, 1994  
 Hilliard, Sam, 2023  
 Hinske, Eric, 2010-12  
 Hippauf, Herb, 1966  
 Hodges, Trey, 2002-04  
 Hoerner, Joe, 1972-73  
 Holbert, Ray, 1998  
 Hollandsworth, Todd, 2005  
 Hollins, Damon, 1998, 2004  
 Holmes, Darren, 2002-03  
 Horner, Bob, 1978-86  
 House, Tom, 1971-75  
 Houston, Tyler, 1996  
 Howard, Larry, 1973  
 Howell, Jay, 1993  
 Hrabosky, Al, 1980-82  
 Hriniaik, Walt, 1968-69  
 Hubbard, Glenn, 1978-87  
 Hubbard, Mike, 2000  
 Hubbard, Trinidad, 2000  
 Hudek, John, 1999  
 Hudson, Tim, 2005-13  
 Hunter, Brian, 1991-93, 1999-2000  
 Hursh, Jason, 2016

## I [4]

Iglesias, Raisel, 2022-23  
 Inciarte, Ender, 2016-21  
 Infante, Alexis, 1990  
 Infante, Omar, 2008-10

**J [43]**

Jackson, Alex, 2019-21  
 Jackson, Edwin, 2015  
 Jackson, Jay, 2022  
 Jackson, Luke, 2017-21  
 Jackson, Sonny, 1968-74  
 Jacoby, Brook, 1981, 83  
 Jaime, Juan, 2014-15  
 James, Chuck, 2005-08  
 James, Dion, 1987-89  
 Janish, Paul, 2012  
 Jansen, Kenley, 2022  
 Jarvis, Pat, 1966-72  
 Jaster, Larry, 1970, 72  
 Jay, Joey, 1966  
 Jenkins, Tyrell, 2016  
 Jimenez, German, 1988  
 Jiménez, Joe, 2023  
 Johnson, Bob D., 1977  
 Johnson, Bob W., 1968  
 Johnson, Chris, 2013-15  
 Johnson, Davey, 1973-75  
 Johnson, Deron, 1968  
 Johnson, Elliot, 2013  
 Johnson, Jim, 2015-16  
 Johnson, Joe, 1985-86  
 Johnson, Kelly, 2005, 07-09, 15-16  
 Johnson, Ken, 1966-69  
 Johnson, Micah, 2017  
 Johnson, Pierce, 2023  
 Johnson, Randy, 1982-84  
 Johnson, Reed, 2012-13  
 Jones, Andruw, 1996-2007  
 Jones, Brandon, 2007-09  
 Jones, Chipper, 1993, 1995-2012  
 Jones, Mack, 1966-67  
 Jones, Nate, 2021  
 Jordan, Brian, 1999-2001, 05-06  
 Jorgensen, Mike, 1983-84  
 Joyce, Matt, 2019  
 Joyner, Wally, 2000  
 Julio, Jorge, 2008  
 Jurrjens, Jair, 2008-11  
 Justice, David, 1989-96

**K [31]**

Kamieniecki, Scott, 2000  
 Karsay, Steve, 2001  
 Kawakami, Kenshin, 2009-10  
 Kazmar Jr., Sean, 2021  
 Kelley, Dick, 1966-68  
 Kelley, Tom, 1971-73  
 Kelly, Casey, 2016  
 Kelly, Mike, 1994-95  
 Kelly, Roberto, 1994  
 Kelly, Ryan, 2015  
 Kemp, Matt, 2016-17  
 Keough, Marty, 1966  
 Kerfeld, Charley, 1990  
 Kester, Rick, 1968-70  
 Keuchel, Dallas, 2019  
 Kimbrel, Craig, 2010-14  
 King, Hal, 1970-71  
 King, Ray, 2003  
 Klesko, Ryan, 1992-99  
 Kline, Ron, 1970  
 Kline, Steve, 1977  
 Kohn, Michael, 2015  
 Kolb, Dan, 2005  
 Komminsk, Brad, 1983-86  
 Kopaacz, George, 1966  
 Kotchman, Casey, 2008-09  
 Kotsay, Mark, 2008  
 Kowitz, Brian, 1995  
 Krause, Lew, 1974  
 Kremers, Jim, 1990  
 Krol, Ian, 2016-17

**L [41]**

Lacorte, Frank, 1975-79  
 Lacy, Lee, 1976  
 Laird, Gerald, 2013-14  
 Lalli, Blake, 2016  
 Langerhans, Ryan, 2002, 2005-07  
 LaRoche, Adam, 2004-06, 2009  
 La Russa, Tony, 1971  
 La Stella, Tommy, 2014  
 Lau, Charlie, 1967  
 Lavarnway, Ryan, 2015  
 Ledezma, Wil, 2007  
 Lee, Derrek, 2010  
 Lee, Dylan, 2021-23  
 Leibrandt, Charlie, 1990-92  
 Lemaster, Denny, 1966-67  
 Lemke, Mark, 1988-97  
 Leon, Max, 1973-78  
 Lerew, Anthony, 2005-07  
 LeRoy, John, 1997  
 Ligtenberg, Kerry, 1997-2002  
 Lillibridge, Brent, 2008  
 Lilliquist, Derek, 1989-90  
 Linares, Rufino, 1981-82, 84  
 Linebrink, Scott, 2011  
 Lockhart, Keith, 1997-2002  
 Loe, Kameron, 2013  
 Lofton, Kenny, 1997  
 Logan, Boone, 2009  
 Lombard, George, 1998-2001  
 Lomon, Kevin, 1996  
 Lopez, Albie, 2002  
 Lopez, Javy, 1992-2003  
 Lopez, Nicky, 2023  
 Lowe, Derek, 2009-11  
 Lucroy, Jonathan, 2021  
 Luecken, Rick, 1990  
 Luetge, Lucas, 2023  
 Lugo, Julio, 2011  
 Lum, Mike, 1967-75, 79-81  
 Lunar, Fernando, 2000  
 Lyons, Steve, 1992

**M [95]**

Macha, Mike, 1979  
 Maddox, Jerry, 1978  
 Maddux, Greg, 1993-2003  
 Mahay, Ron, 2007  
 Mahler, Mickey, 1977-79  
 Mahler, Rick, 1979-88, 91  
 Maholm, Paul, 2012-13  
 Malloy, Marty, 1998  
 Mann, Kelly, 1989-90  
 Marak, Paul, 1990  
 Marimon, Sugar Ray, 2015  
 Markakis, Nick, 2015-20  
 Marksberry, Matt, 2015-16  
 Marquis, Jason, 2000-2003  
 Marrero, Eli, 2004  
 Marshall, Mike, 1976-77  
 Marte, Andy, 2005  
 Martin, Chris, 2019-21  
 Martin, Tom, 2004-05  
 Martinez, Cristhian, 2010-13  
 Martinez, Dave, 2001  
 Martinez, Dennis, 1998  
 Martinez, Marty, 1967-68  
 Martinez, Pablo, 1996  
 Masset, Nick, 2015  
 Mather, Joe, 2011  
 Mathews, Eddie, 1966  
 Mathis, Jeff, 2021  
 Matos, Pascual, 1999  
 Matthews, Gary, 1977-80  
 Matula, Rick, 1979-81  
 Matzek, Tyler, 2021-22  
 Maxie, Larry, 1969

May, Darrell, 1995  
 May, Dave, 1975-76  
 Maybin, Cameron, 2015  
 McBride, Macay, 2005-07  
 McCann, Brian, 2005-13, '19  
 McCarthy, Brandon, 2018  
 McConnell, Sam, 2004  
 McDowell, Oddibe, 1989-90  
 McGlinchy, Kevin, 1999-01  
 McGriff, Fred, 1993-97  
 McHugh, Collin, 2022-23  
 McKirahan, Andrew, 2015  
 McLain, Denny, 1972  
 McLaughlin, Joey, 1977, 79  
 McLaughlin, Bo, 1979  
 McLouth, Nate, 2009-11  
 McMichael, Greg, 1993-96, 2000  
 McMurtry, Craig, 1983-86  
 McQueen, Mike, 1969-72  
 McWilliams, Larry, 1978-82, 87  
 Medlen, Kris, 2009-13  
 Melancon, Mark, 2019-20  
 Menke, Denis, 1966-67  
 Mercker, Kent, 1989-95, 2003  
 Messersmith, Andy, 1976-77  
 Meyer, Dan, 2004  
 Millan, Felix, 1966-72  
 Miller, Corky, 2007-08  
 Miller, Ed, 1978-81  
 Miller, Norm, 1973-74  
 Miller, Shelby, 2015  
 Miller, Stu, 1968  
 Millwood, Kevin, 1997-2002  
 Milone, Tommy, 2020  
 Minor, Mike, 2010-14  
 Minter, A.J., 2017-23  
 Mitchell, Keith, 1991  
 Mizerock, John, 1989  
 Molina, Gabe, 2000  
 Mondesi, Raul, 2005  
 Montanez, Willie, 1976-77  
 Montefusco, John, 1981  
 Moore, Alvin, 1976-77  
 Moore, Donnie, 1982-84  
 Moore, Trey, 2001  
 Mordecai, Mike, 1994-97  
 Moreno, Omar, 1986  
 Moret, Roger, 1976  
 Morrison, Jim, 1988  
 Morton, Carl, 1973-76  
 Morton, Charlie, 2008, '21-23  
 Moss, Damian, 2001-02  
 Motley, Darryl, 1986-87  
 Moylan, Peter, 2006-12, 2015  
 Mulholland, Terry, 1999-2000  
 Muller, Kyle, 2021-22  
 Murphy, Dale, 1976-90  
 Murphy, John Ryan, 2019  
 Murphy, Sean, 2023  
 Murray, Matt, 1995  
 Murrell, Ivan, 1974  
 Myers, Greg, 1997, 99

**N [20]**

Nahorodny, Bill, 1980-81  
 Nash, Jim, 1970-72  
 Navarro, Julio, 1970  
 Neagle, Denny, 1996-98  
 Neibauer, Gary, 1969-73  
 Nelson, Joe, 2001  
 Nettles, Graig, 1987  
 Newcomb, Sean, 2017-22  
 Nichols, Rod, 1995  
 Nicholson, Dave, 1967  
 Nied, David, 1992  
 Niekro, Joe, 1973-74  
 Niekro, Phil, 1966-83, 1987  
 Nieves, Melvin, 1992-93  
 Nitkowski, C.J., 2004

Nixon, Otis, 1991-93, 1999  
 Nolan, Joe, 1975, 1977-80  
 Norris, Bud, 2016  
 Norton, Greg, 2008-09  
 Nunez, Vladimir, 2008-09

## O (26)

Oates, Johnny, 1973-75  
 Oberkfell, Ken, 1984-88  
 O'Brien, Charlie, 1994-95  
 O'Day, Darren, 2019-20, '22  
 O'Dell, Billy, 1966  
 O'Flaherty, Eric, 2009-13, 2016  
 O'Neal, Randy, 1987  
 Odum, John, 1975  
 Odorizzi, Jake, 2022  
 Office, Rowland, 1972, 1974-79  
 Ogando, Alexi, 2016  
 Ohman, Will, 2008  
 Oliva, Jose, 1994-95  
 Oliver, Gene, 1966-67  
 Olivera, Hector, 2015-16  
 Olivo, Chi Chi, 1966  
 Olson, Greg, 1990-93  
 Olson, Gregg, 1994  
 Olson, Matt, 2022-23  
 Olwine, Ed, 1986-88  
 Orr, Pete, 2005-07  
 Ortega, Rafael, 2019  
 Ortiz, Russ, 2003-04  
 Overbay, Lyle, 2012  
 Owen, Larry, 1981-83, 1985  
 Ozuna, Marcell, 2020-23

## P (50)

Pache, Cristian, 2020-21  
 Paciorek, Tom, 1976-78  
 Page, Mike, 1968  
 Palmer, David, 1986-87  
 Panther, Jim, 1973  
 Pappas, Milt, 1968-70  
 Paronto, Chad, 2006-07  
 Parr, James, 2008-09  
 Parrett, Jeff, 1990-91  
 Parsons, Wes, 2018-19  
 Pastornicky, Tyler, 2012-14  
 Payne, Mike, 1984  
 Pecota, Bill, 1993-94  
 Pederson, Joc, 2021  
 Pena, Alejandro, 1991-92, 95  
 Pena, Brayán, 2005-08  
 Pena, Ramiro, 2013-14  
 Pena, Tony Jr., 2006  
 Pendleton, Terry, 1991-94, 1996  
 Pepitone, Joe, 1973  
 Pérez, Carlos, 2018  
 Pérez, Eddie, 1995-2001, 04-05  
 Pérez, Eury, 2015  
 Pérez, Marty, 1971-76  
 Pérez, Odalis, 1998-2001  
 Pérez, Pascual, 1982-85  
 Pérez, Williams, 2015-16  
 Perry, Gaylord, 1981  
 Perry, Gerald, 1983-89  
 Perry, Jason, 2008  
 Peterson, Dustin, 2018  
 Peterson, Jace, 2015-17  
 Petry, Dan, 1991  
 Phillips, Brandon, 2017  
 Pierce, Jack, 1973-74  
 Pierzynski, A.J., 2015-16  
 Pillar, Kevin, 2023  
 Pina, Manny, 2022  
 Pocoroba, Biff, 1975-84  
 Polonia, Luis, 1995-96  
 Porter, Bob, 1981-82  
 Powell, Jay, 2005

Prado, Martín, 2006-12  
 Pratt, Andy, 2002  
 Pratt, Todd, 2006  
 Presley, Jim, 1990  
 Priddy, Bob, 1969-71  
 Pride, Curtis, 1998  
 Proctor, Scott, 2010-11  
 Puleo, Charlie, 1986-89

## R (51)

Rabb, Johnny, 1985  
 Rakow, Ed, 1967  
 Ramirez, Horacio, 2003-06  
 Ramirez, Jose, 2016  
 Ramirez, Rafael, 1980-87  
 Ray, Ken, 2006  
 Raymond, Claude, 1967-69  
 Reardon, Jeff, 1992  
 Recker, Anthony, 2016-17  
 Redman, Mark, 2007  
 Reed, Michael, 2018  
 Reed, Ron, 1966-75  
 Reed, Steve, 2001  
 Reitsma, Chris, 2004-06  
 Remlinger, Mike, 1999-2002, 06  
 Renteria, Edgar, 2006-07  
 Resop, Chris, 2008, 2010  
 Reyes, Jo-Jo, 2007-10  
 Reynolds, Shane, 2003  
 Reynoso, Armando, 1991-92  
 Richards, Rusty, 1989-90  
 Richardson, Antoan, 2011  
 Ridgway, Jeff, 2008  
 Riley, Austin, 2019-23  
 Ring, Royce, 2007-08  
 Ritchie, Jay, 1966-67  
 Rivera, Ben, 1992  
 Rivera, Luis, 2000  
 Rivera, René, 2018  
 Robinson, Bill, 1966  
 Robinson, Craig, 1974-77  
 Rocker, John, 1998-2001  
 Rockett, Pat, 1976-78  
 Rodriguez, Dereck, 2023  
 Rodriguez, Richard, 2021  
 Rodriguez, Sean, 2017  
 Roe, Chaz, 2016  
 Roenicke, Gary, 1987-88  
 Romero, Ed, 1989  
 Rosario, Eddie, 2021-23  
 Rosario, Victor, 1990  
 Ross, David, 2009-12  
 Rossy, Rico, 1991  
 Royster, Jerry, 1976-84, 1988  
 Ruiz, Chico, 1978, 1980  
 Ruiz, Rio, 2016-18  
 Runge, Paul, 1981-88  
 Rusin, Chris, 2020  
 Russell, James, 2014  
 Russell, John, 1989  
 Ruthven, Dick, 1976-78

## S (95)

Sadecki, Ray, 1975  
 Sadowski, Ed, 1966  
 Saito, Takashi, 2010  
 Saltalamacchia, Jarrod, 2007  
 Sammons, Clint, 2007-09  
 Sample, Billy, 1986  
 Sánchez, Aníbal, 2018  
 Sánchez, Rey, 2001  
 Sánchez, Tony, 2017  
 Sanders, Deion, 1991-94  
 Sanders, Reggie, 2000  
 Sandoval, Pablo, 2020-21  
 Santana, Danny, 2017-18  
 Santana, Edgar, 2021  
 Santana, Ervin, 2014  
 Santorini, Al, 1968  
 Schafer, Jordan, 2009, '11, '13-14  
 Schebler, Scott, 2020  
 Schlosser, Gus, 2014  
 Schmidt, Jason, 1995-96  
 Schneider, Dan, 1966  
 Schueler, Ron, 1972-73  
 Schuler, David, 1985  
 Schutz, Carl, 1996  
 Schwall, Don, 1966-67  
 Seanez, Rudy, 1998-2001  
 Seelbach, Chris, 2000-01  
 Sharperson, Mike, 1995  
 Sheets, Ben, 2012  
 Sheffield, Gary, 2002-03  
 Sherrill, George, 2011  
 Shewmake, Braden, 2023  
 Shields, Steve, 1985-86  
 Shiell, Jason, 2006  
 Shreve, Chasen, 2014  
 Shuster, Jared, 2023  
 Simmons, Andrelton, 2012-15  
 Simmons, Shae, 2014, 2016  
 Simmons, Ted, 1986-88  
 Sims, Lucas, 2017-18  
 Simon, Randall, 1997-99  
 Sinatro, Matt, 1981-84  
 Sisco, Steve, 2000  
 Sisk, Doug, 1990-91  
 Skok, Craig, 1978-79  
 Slusarski, Joe, 2001  
 Small, Aaron, 2002  
 Small, Hank, 1978  
 Smith, Dwight, 1995-96  
 Smith, Ken, 1981-83  
 Smith, Kevan, 2021  
 Smith, Lonnie, 1988-92  
 Smith, Pete, 1987-93  
 Smith, Mallex, 2016  
 Smith, Travis, 2004, 06  
 Smith, Will, 2020-22  
 Smith, Zane, 1984-89  
 Smith-Shawver, AJ, 2023  
 Smoltz, John, 1988-1999, 2001-08  
 Smyly, Drew, 2021  
 Snyder, Brandon, 2016  
 Sobkowiak, Scott, 2001  
 Sobotka, Chad, 2018-20  
 Solak, Nick, 2023  
 Soler, Jorge, 2021  
 Solomon, Eddie, 1977-79  
 Soriano, Rafael, 2007-09  
 Soroka, Mike, 2018-20, '23  
 Sosa, Elias, 1975-76  
 Sosa, Jorge, 2005-06  
 Speck, Cliff, 1986  
 Spehr, Tim, 1997  
 Speier, Justin, 1999  
 Spikes, Charlie, 1979-80  
 Spooneybarger, Tim, 2001-02  
 Springer, Russ, 1998-99  
 St. Claire, Randy, 1991-92  
 Staehle, Marvin, 1971  
 Stanton, Mike, 1989-95  
 Stephens, Jackson, 2022-23  
 Stevens, Dave, 2000  
 Stewart, Chris, 2018  
 Stockman, Phil, 2006, 2008  
 Stone, George, 1967-72  
 Strider, Spencer, 2021-23  
 Stubbs, Drew, 2016  
 Stull, Everett, 1999  
 Stults, Eric, 2015  
 Surhoff, B.J., 2000-02  
 Sutter, Bruce, 1985-88  
 Suzuki, Kurt, 2017-18  
 Swann, Pedro, 2000  
 Swanson, Dansby, 2016-22  
 Swarzak, Anthony, 2019



Swisher, Nick, 2015

**T [32]**

Tarasco, Tony, 1993-94  
 Tarnok, Freddy, 2022  
 Tavarez, Julian, 2008  
 Teheran, Julio, 2011-19  
 Teixeira, Mark, 2007-08  
 Tepedino, Frank, 1973-75  
 Terdoslavich, Joey, 2013-15  
 Theiss, Duane, 1977-78  
 Thobe, Tom, 1995-96  
 Thomas, Andres, 1985-90  
 Thomas, Charles, 2004  
 Thomas, Ian, 2015  
 Thomas, Lee, 1966  
 Thomson, John, 2004-06  
 Thompson, Mike, 1974-75  
 Thompson, Milt, 1984-85  
 Thorman, Scott, 2006-07  
 Thornburg, Tyler, 2022  
 Tice, Ty, 2021  
 Tillman, Bob, 1968-70  
 Tomlin, Josh, 2019-21  
 Tonkin, Michael, 2023  
 Torre, Joe, 1966-68  
 Torrealba, Pablo, 1975-76  
 Torrealba, Steve, 2001-02  
 Toussaint, Touki, 2018-21  
 Treadway, Jeff, 1989-92  
 Trevino, Alex, 1984  
 Tromp, Chadwick, 2022-23  
 Tucker, Michael, 1997-98  
 Tucker, Preston, 2018  
 Tuiaosopolo, Matt, 2016

**U [8]**

Uecker, Bob, 1967  
 Ugglá, Dan, 2011-13  
 Umbach, Arnie, 1966  
 Unroe, Tim, 2000  
 Upshaw, Cecil, 1966-73  
 Upton, B.J., 2013-14  
 Upton, Justin, 2013-14  
 Uribe, Juan, 2015

**V [20]**

Valdes, Marc, 2001  
 Valdespino, Sandy, 1968  
 Valdez, Sergio, 1989-90  
 Varney, Pete, 1976  
 Varvaro, Anthony, 2011-14  
 Vasquez, Jorge, 2005  
 Vazquez, Javier, 2009  
 Vatcher, Jim, 1990  
 Vaughan, Charlie, 1966, 69  
 Veal, Donnie, 2015  
 Velazquez, Freddie, 1973  
 Venters, Jonny, 2010-12, 18-19  
 Veras, Quilvio, 2000-01  
 Versailles, Zoilo, 1971  
 Villarreal, Oscar, 2006-07  
 Villegas, Ismael, 2000  
 Vines, Darius, 2023  
 Virgil, Ozzie, 1986-88  
 Vizcaino, Arodys, 2011, 2015-19  
 Vogt, Stephen, 2012

**W [49]**

Wade, Terrell, 1995-97  
 Wagner, Billy, 2010  
 Walden, Jordan, 2013-14  
 Wall, Forrest, 2023  
 Walk, Bob, 1981-83  
 Walker, Jeremy, 2019  
 Walton, Jerome, 1996  
 Ward, Daryle, 2006  
 Ward, Duane, 1986  
 Washington, Claudell, 1981-86  
 Watson, Bob, 1982-84  
 Webb, Jacob, 2019-21  
 Weber, Ryan, 2015-16  
 Weigel, Patrick, 2020  
 Weiss, Walt, 1998-2000  
 Wengert, Don, 2000  
 Wessinger, Jim, 1979  
 Wetherby, Jeff, 1989  
 Whalen, Rob, 2016  
 Whisenton, Larry, 1977-79, 81-82  
 White, Eli, 2023  
 Whitt, Ernie, 1990

Wickman, Bob, 2006-07  
 Wilhelm, Hoyt, 1969-71  
 Willard, Jerry, 1991-92  
 Williams, Earl, 1970-72, 75-76  
 Williams, Gerald, 1998-99  
 Williams, Luke, 2023  
 Wilson, Bryse, 2018-21  
 Wilson, Craig, 2007  
 Wilson, Jack, 2011  
 Winans, Allan, 2023  
 Winkler, Dan, 2015-19  
 Wise, Dewayne, 2004  
 Wisler, Matt, 2015-17  
 Whited, Ed, 1989  
 Whiten, Mark, 1996  
 Whiteside, Matt, 2001  
 Winkelsas, Joe, 1999  
 Withrow, Chris, 2016  
 Wohlers, Mark, 1991-99  
 Wood, Alex, 2013-14  
 Woods, William, 2022  
 Woodall, Brad, 1994-96  
 Woodward, Chris, 2007  
 Woodward, Woody, 1966-68  
 Wright, Jaret, 2003-04  
 Wright, Kyle, 2018-23  
 Wynn, Jim, 1976

**Y [7]**

Yates, Kirby, 2022-23  
 Yates, Tyler, 2006-07  
 Ynoa, Huascar, 2019-22  
 Young, Danny, 2022-23  
 Young, Matt, 2011  
 Young, Jr., Eric, 2015  
 Younginer, Madison, 2016

**Z [2]**

Ziem, Steve, 1987  
 Zuvella, Paul, 1982-85

**ATLANTA BRAVES COACHES ROSTER [1966-2023]**

Aaron, Tommie, 1979-84  
 Adair, Billy, 1967  
 Appling, Luke, 1981, 84  
 Bartirome, Tony, 1986-88  
 Baylor, Don, 1999  
 Beauchamp, Jim, 1991-98  
 Benson, Vern, 1976-77  
 Boyer, Cloyd, 1978-81  
 Burdette, Lew, 1972-73  
 Burgess, Tom, 1978  
 Busby, Jim, 1968-75  
 Cadahia, Chino, 2007-10  
 Cannizzaro, Chris, 1976-78  
 Castro, José, 2015-22  
 Corrales, Pat, 1990-2006  
 Dal Canton, Bruce, 1987-90  
 Dews, Bobby, 1979-81, '85, '97-'06  
 Dorish, Harry, 1968-71  
**Fasano, Sal, 2018-23**  
 Fletcher, Scott, 2012-14  
**French, Drew, 2021-23**  
 Gibson, Bob, 1982-84  
 Gonzalez, Fredi, 2003-06  
 Goodman, Billy, 1968-70  
 Grammas, Alex, 1979

Haas, Eddie, 1974-77, 84  
 Hale, DeMarlo, 2020  
 Hartsfield, Roy, 1973  
 Hernández, Chuck, 2017-18  
 Hitchcock, Billy, 1966-67  
 Hubbard, Glenn, 1999-2010  
 Jackson, Sonny, 1982-83  
**Jones, Chipper, 2021-23**  
 Jones, Clarence, 1985, 89-98  
 Kennedy, Bob, 1967  
**Kranitz, Rick, 2019-23**  
**Magallanes, Bobby, 2021-23**  
 Majtyka, Roy, 1988-90  
 Mathews, Eddie, 1971-72  
 Maxwell, Dal, 1982-84  
 Mazzone, Leo, 1985, 1990-2005  
 McDowell, Roger, 2006-16  
 Monchak, Al, 1986-88  
 Morales, Rich, 1987  
 Nixon, Russ, 1986-87  
 Paige, Satchel, 1968  
 Parrish, Larry, 2011  
 Pendleton, Terry, 2002-17  
**Pérez, Eddie, 2007-17, 20-23**  
 Pignatano, Joe, 1982-84

Porter, Bo, 2015-16  
**Reed, Marty, 2016-20**  
 Resinger, Grover, 1966  
 Rettenmund, Merv, 2000-2001  
 Ryan, Connie, 1971, 73-74  
 Sain, Johnny, 1977, 85-86  
**Seitzer, Kevin, 2015-23**  
 Silvestri, Ken, 1966-75  
 Skinner, Bob, 1986-88  
 Snitker, Brian, 1985, 88-90, 2007-13  
 Stargell, Willie, 1986-88  
 Starrette, Herm, 1974-76  
 Sullivan, John, 1980-81  
 Tosca, Carlos, 2011-16  
 Walker, Greg, 2012-14  
 Walker, Rube, 1982-84  
 Ward, Pete, 1978  
 Washington, Ron, 2017-23  
**Weiss, Walt, 2018-23**  
 White, Jo Jo, 1966  
 Williams, Jimmy, 1990-1996  
 Wine, Bobby, 1985, 88-90  
 Wyatt, Whitlow, 1966-67  
 Yost, Ned, 1991-2002  
 Young Sr., Eric, 2018-23

# BOSTON/MILWAUKEE BRAVES ROSTER (1900-65)

Following is a list of players who appeared in at least one official Boston Braves/Milwaukee Braves game from 1900 to 1965.

## A

Aaron, Hank, 1954-65  
 Aaron, Tommie, 1962-65  
 Abbatichio, Ed, 1903-05, 1910  
 Adcock, Joe, 1953-62  
 Addis, Bob, 1950-51  
 Aderholt, Morrie, 1945  
 Akers, Bill, 1932  
 Allen, Frank, 1916-17  
 Alomar, Sandy, 1964-65  
 Alou, Felipe, 1964-65  
 Anderson, William, 1925  
 Andrews, Nathan, 1943-45  
 Andrews, Stanley, 1939-40  
 Antonelli, John, 1948-50, 53, 61  
 Asmussen, Tom, 1907  
 Aspromonte, Ken, 1962  
 Atwell, Toby, 1956  
 Aubrey, Harry, 1903  
 Autry, Chick, 1909  
 Averill, Earl, 1941  
 Avila, Bobby, 1959

## B

Babich, John, 1936  
 Bagwell, William, 1923  
 Bailey, Gene, 1919-20  
 Bailey, Fred, 1916-18  
 Bailey, Edgar, 1964  
 Bailey, Harvey, 1900  
 Balas, Mike, 1938  
 Ball, James, 1907-08  
 Bancroft, David, 1924-27  
 Barbare, Walter, 1921-22  
 Barberich, Frank, 1907  
 Barclay, George, 1904-05  
 Barkley, Red, 1939  
 Barnes, Jesse, 1915-17, 23-25  
 Barnes, Virgil, 1928  
 Barnicle, George, 1939-41  
 Barrett, Red, 1943-45, 47-49  
 Barrett, Frank, 1946  
 Barrett, John, 1946  
 Barrett, Dick, 1934  
 Barron, Red, 1929  
 Barry, Shad, 1900-01  
 Bass, Doc, 1918  
 Batchelder, Joe, 1923-25  
 Bates, John, 1906-09  
 Beauchamp, James, 1965  
 Beaumont, Ginger, 1907-09  
 Beazley, John, 1947-49  
 Beck, Fred, 1909-10  
 Becker, Beals, 1908-09  
 Bedell, Howard, 1962  
 Bell, Gus, 1962-64  
 Bell, Lester, 1928-29  
 Benge, Ray, 1936  
 Benton, Lawrence, 1923-27, 35  
 Berger, Wally, 1930-37  
 Berres, Ray, 1940-41

Betts, Huck, 1932-35  
 Bickford, Vernon, 1948-53  
 Blackaby, Ethan, 1962, 64  
 Blackburne, Russell, 1919  
 Blackburn, Earl, 1915-16  
 Blanchard, John, 1965  
 Blanche, Al, 1935-36  
 Blasingame, Wade, 1963-65  
 Boeckel, Tony, 1919-23  
 Boggs, Ray, 1928  
 Bolling, Frank, 1961-65  
 Bonner, Frank, 1903  
 Bool, Albert, 1931  
 Boone, Ray, 1959-60  
 Boultles, Jake, 1907-09  
 Bowerman, Frank, 1908-09  
 Boyd, Robert, 1961  
 Boyle, Buzz, 1929-30  
 Brady, James, 1912  
 Brady, Robert, 1946-47  
 Brady, King, 1912  
 Brain, David, 1906-07  
 Brandt, Ed, 1928-35  
 Braun, John, 1964  
 Braxton, Garland, 1921-22  
 Bray, Buster, 1941  
 Bridwell, Albert, 1906-07, 11-12  
 Broskie, Siggy, 1940  
 Brown, Buster, 1909-13  
 Brown, Drummond, 1913  
 Brown, Edward, 1926-28  
 Brown, Fred, 1901-02  
 Brown, Robert, 1930-36  
 Brown, Samuel, 1906-07  
 Browne, George, 1908  
 Brubaker, Wilbur, 1943  
 Brunet, George, 1960-61  
 Brush, Robert, 1907  
 Bruton, William, 1953-60  
 Bues, Arthur, 1913  
 Buhl, Robert, 1953-62  
 Burdette, Lew, 1951-63  
 Burke, Frank, 1907  
 Burke, William, 1910-11  
 Burns, Joe, 1943  
 Burris, Paul, 1948, 50, 52-53  
 Burrus, Dick, 1925-28  
 Bush, Guy, 1936-37  
 Butler, Arthur, 1911  
 Butler, Cecil, 1962, 64

## C

Calderone, Samuel, 1954  
 Calhoun, William, 1913  
 Callahan, Joe, 1939-40  
 Camelli, Hank, 1947  
 Cameron, John, 1906  
 Campbell, Vin, 1912  
 Canavan, Hugh, 1918  
 Cannell, Rip, 1904-05  
 Cantwell, Ben, 1928-36  
 Capri, Pat, 1944  
 Cardoni, Ben, 1943-45

Carnett, Edwin, 1941  
 Carney, Pat, 1901-04  
 Carroll, Clay, 1964-65  
 Carroll, Dixie, 1919  
 Carty, Rico, 1963-65  
 Cather, Teddy, 1914-15  
 Causey, Red, 1919  
 Chadbourne, Chester, 1918  
 Chambers, Rome, 1900  
 Chaplin, Tiny, 1936  
 Chappell, Larry, 1916-17  
 Chappelle, William, 1908-09  
 Chatham, Buster, 1930-31  
 Cheney, Laurance, 1919  
 Chipman, Rob, 1950-52  
 Chrisley, Neil, 1961  
 Christenbury, Lloyd, 1919-22  
 Cimoli, Gino, 1961  
 Clark, Earl, 1927-33  
 Clarke, Joshua, 1911  
 Clarke, Boileyard, 1900  
 Clarkson, Buzz, 1952  
 Clarkson, William, 1928-29  
 Clemens, Clem, 1939, 44  
 Clements, John, 1900  
 Cline, Ty, 1963-65  
 Cloninger, Tony, 1961-65  
 Clymer, Otis, 1913  
 Cocreham, Gene, 1913-15  
 Coffey, Jack, 1909  
 Coffman, Dick, 1940  
 Cole, David, 1950-53  
 Cole, Dick, 1957  
 Collins, Cyril, 1913-14  
 Collins, Zip, 1915-17  
 Collins, James, 1900  
 Collins, William, 1910-11  
 Compton, Pete, 1915-16  
 Conatser, Clinton, 1948-49  
 Conley, Gene, 1952, 54-58  
 Conlon, Arthur, 1923  
 Connaughton, Frank, 1906  
 Connolly, Joe, 1913-16  
 Connor, Joe, 1900  
 Constable, James, 1962  
 Conway, Rip, 1918  
 Cooley, Duff, 1901-04  
 Cooney, James, 1928  
 Cooney, John, 1921-30, 38-42  
 Cooney, William, 1909-10  
 Cooper, Morton, 1945-47  
 Cooper, Walker, 1950-53  
 Coscarart, Joe, 1935-36  
 Cottier, Charles, 1959-60  
 Cottrell, Ensign, 1914  
 Courtney, Ernie, 1902  
 Cousineau, Dee, 1923-25  
 Covington, Sam, 1917-18  
 Covington, Wes, 1956-61  
 Cowan, Billy, 1965  
 Cozart, Charles, 1945  
 Crandall, Delmar, 1949-63  
 Crandall, Doc, 1918  
 Creedon, Connie, 1943

Crolius, Fred, 1901  
 Crone, Ray, 1954-57  
 Cronin, William, 1928-31  
 Crowe, George, 1952-55  
 Cruise, Walton, 1919-24  
 Crum, Calvin, 1917-18  
 Crutcher, Rich, 1914-15  
 Cuccinello, Anthony, 1936-40, 42-43  
 Culler, Richard, 1944-47  
 Cummings, Jack, 1929  
 Cunningham, Bruce, 1929-32  
 Cunningham, William, 1924  
 Cuppy, George, 1900  
 Curran, Sam, 1902  
 Curtis, Clifton, 1909-11  
 Curtis, Jack, 1962  
 Cusick, Jack, 1952

**D**

Dagenhard, John, 1943  
 Dahlen, William, 1908-09  
 Dam, Bill, 1909  
 Daniels, Jack, 1952  
 Dark, Alvin, 1946, 48-49, 60  
 Davis, George, 1913-15  
 Deal, Charles, 1913-14  
 Delahanty, James, 1904-05  
 De La Hoz, Miguel, 1964-65  
 Delaney, Arthur, 1928-29  
 Demaree, Al, 1919  
 Demaree, Frank, 1941-42  
 De Merit, John, 1957-59, 61  
 De Montreville, Gene, 1901-02  
 Dessau, Rube, 1907  
 Detwiler, Ducky, 1942, 46  
 Devlin, Arthur, 1912-13  
 De Vogt, Rex, 1913  
 Devore, Joshua, 1914  
 Dexter, Charles, 1902-03  
 Dickson, Walter, 1912-13  
 Diehl, Ernest, 1906, 09  
 Diehl, George, 1942-43  
 Dillard, Don, 1963, 65  
 DiMaggio, Vince, 1937-38  
 Dinneen, William, 1900-01  
 Dittmer, Jack, 1952-56  
 Dolan, Cozy, 1905-06  
 Doll, Arthur, 1936, 38  
 Donlin, Mike, 1911  
 Donnelly, Ed, 1911-12  
 Donnelly, Blix, 1951  
 Donovan, Dick, 1950-52  
 Donovan, Bill, 1942-43  
 Dorner, Gus, 1906-09  
 Drabowsky, Moe, 1961  
 Dressen, William, 1931  
 Dresser, Robert, 1902  
 Drows, Frank, 1944-45  
 Dudra, John, 1941  
 Duffy, Hugh, 1900  
 Dugey, Oscar, 1913-14, 20  
 Dunlap, William, 1929-30

**E**

Earley, Tom, 1938-42, 45  
 Eason, Malcolm, 1902  
 Eayrs, Edwin, 1920-21

Eckhardt, Ox, 1932  
 Edelman, John, 1955  
 Edwards, Foster, 1925-28  
 Egan, Dick, 1915-16  
 Eilers, David, 1964-65  
 Elliott, Bob, 1947-51  
 Elliott, Rowdy, 1910  
 Elliott, Glenn, 1947-49  
 Elliott, Jumbo, 1934  
 Emmerich, Robert, 1923  
 English, Gilbert, 1937-38  
 Errickson, Dick, 1938-42  
 Estock, George, 1951  
 Etchison, Buck, 1943-44  
 Evans, Chick, 1909-10  
 Evers, John, 1914-17, 29

**F**

Fallenstein, Ed, 1933  
 Farrell, Doc, 1927-29  
 Farrell, Kerby, 1943  
 Felix, Gus, 1923-25  
 Ferguson, George, 1908-11  
 Fernandez, Nanny, 1942-47  
 Ferrell, Wesley, 1941  
 Fette, Louis, 1937-40, 45  
 Fillingim, Dana, 1918-23  
 Fischer, Hank, 1962-65  
 Fisher, Thomas, 1904  
 Fitzberger, Charles, 1928  
 Fitzpatrick, Ed, 1915-17  
 Flaherty, Pat, 1907-08, 11  
 Fletcher, Elbie, 1934-39, 49  
 Ford, Gene, 1936  
 Ford, Hod, 1919-23, 32-33  
 Fournier, Jacques, 1927  
 Fox, Terrence, 1960  
 Frankhouse, F.M., 1930-35, 39  
 Fraser, Chick, 1905  
 Frasier, Victor, 1937  
 Freigau, Howard, 1928  
 Freeman, John, 1900  
 Frock, Sam, 1907, 10-11  
 Funk, Franklin, 1963

**G**

Gabler, Frank, 1937-38  
 Gabrielson, L.G., 1960, 63-64  
 Gallagher, Gil, 1922  
 Gammons, Daff, 1901  
 Garms, Debs, 1937-39  
 Gautreau, Doc, 1925-28  
 Gearin, Dinty, 1924  
 Geier, Phil, 1904  
 Genewich, Joe, 1922-28  
 Gentile, Sam, 1943  
 George, Lefty, 1918  
 Geraghty, Ben, 1943-44  
 Gervais, Lefty, 1913  
 Getz, Gustave, 1909-10  
 Gibson, Frank, 1921-27  
 Giggie, Robert, 1959-60  
 Gilbert, Lawrence, 1914-15  
 Gillenwater, Carden, 1945-46  
 Gladu, Roland, 1944  
 Glossop, Alban, 1940  
 Goldsmith, Hal, 1926-28  
 Gonder, Jesse, 1965

Gonzalez, Mike, 1912  
 Good, Eugene, 1906  
 Good, Ralph, 1910  
 Good, Wilbur, 1910-11  
 Gordon, Sidney, 1950-53  
 Gorin, Charles, 1954-55  
 Gowdy, Hank, 1911-23, 29-30  
 Graham, Peaches, 1908-11  
 Graham, Kyle, 1924-26  
 Graves, Sid, 1927  
 Greenfield, Kent, 1927-29  
 Gremminger, Ed, 1902-03  
 Grempp, Buddy, 1940-42  
 Griffin, Hank, 1911-12  
 Griffith, Thomas, 1913-14  
 Grimes, Burleigh, 1930  
 Grosart, George, 1901  
 Gyselman, Rich, 1933-34

**H**

Haid, Hal, 1931  
 Haas, Eddie, 1958, 60  
 Haefner, Mickey, 1950  
 Hale, Dad, 1902  
 Hall, Robert, 1949-50  
 Hanebrink, Harry, 1953, 57-58  
 Hannifin, John, 1908  
 Hargrave, Pinky, 1932-33  
 Harley, Dick, 1905  
 Harris, David, 1925, 28  
 Hartman, Robert, 1959  
 Hartsfield, Roy, 1950-52  
 Haslin, Mickey, 1936  
 Hassett, Buddy, 1939-41  
 Hazle, Robert, 1957-58  
 Hearn, Bunn, 1918, 20  
 Hearn, Bunny, 1926-29  
 Heath, Jeff, 1948-49  
 Heltzel, Heinie, 1943  
 Hendley, Bob, 1961-63  
 Hendrickson, Donald, 1945-46  
 Henry, John, 1918  
 Henry, Snake, 1922-23  
 Herman, William, 1946  
 Hermann, Albert, 1923-24  
 Hersh, Earl, 1956  
 Hershey, Frank, 1905  
 Herzog, Buck, 1910-11, 18-19  
 Hess, Otto, 1912-15  
 Heving, Joe, 1945  
 Hickey, James, 1942, 44  
 High, Andrew, 1925-27  
 Hill, John, 1939  
 Hinton, John, 1901  
 Hitchcock, Jim, 1938  
 Hodgin, Elmer, 1939  
 Hoeft, William, 1964  
 Hofferth, Stewart, 1944-46  
 Hoffman, Izzy, 1907  
 Hogan, Shanty, 1925-27, 33-35  
 Hogg, Brad, 1911-12  
 Hogue, Robert, 1948-51  
 Holke, Walter, 1919-22  
 Holland, Dutch, 1932-33  
 Hollingsworth, Bonnie, 1928  
 Holmes, Tom, 1942-51  
 Hood, Abie, 1925  
 Hoop, John, 1946-47

Hoover, Dick, 1952  
 Hornsby, Rogers, 1928  
 Houser, Ben, 1911-12  
 Howard, Del, 1906-07  
 Huber, Otto, 1939  
 Hughes, Tom, 1914-18  
 Hulihan, Harry, 1922  
 Hunnefeld, William, 1931  
 Huston, Warren, 1944  
 Hutchings, John, 1941-42,  
 44-46  
 Hutchinson, Ira, 1937-38,  
 44-45\

**I**  
 Ingerton, Scotty, 1911

**J**  
 Jacklitsch, Fred, 1917  
 Jackson, George, 1911-13  
 James, Bernie, 1929-30  
 James, William, 1913-15, 19  
 Javery, Alva, 1940-46  
 Jay, Joe, 1953-60  
 Jeffcoat, George, 1943  
 Jester, Virgil, 1952-53  
 Jethroe, Sam, 1950-52  
 Johnson, Arthur, 1940-42  
 Johnson, Ernie, 1950-58  
 Johnson, Ken, 1965  
 Johnson, Louis, 1962  
 Johnson, Roy, 1937-38  
 Johnson, Silas, 1946-47  
 Johnston, James, 1926  
 Jolly, David, 1953-57  
 Jones, John, 1920  
 Jones, Ken, 1930  
 Jones, Mack, 1961-65  
 Jones, Percy, 1929  
 Jones, Sheldon, 1952  
 Jones, Nippy, 1957  
 Jones, William, 1911-12  
 Jordan, Buck, 1932-37  
 Joost, Eddie, 1943, 45

**K**  
 Kahle, Robert, 1938  
 Kahn, Owen, 1930  
 Kaiser, Albert, 1911-12  
 Kamp, Ike, 1924-25  
 Kane, Tom, 1938  
 Karl, Andy, 1947  
 Keating, Ray, 1919  
 Kelleher, John, 1924  
 Kelley, Joseph, 1908  
 Kelley, Dick, 1964-65  
 Kelly, James, 1918  
 Kelly, Joe, 1917-19  
 Kenney, Arthur, 1938  
 Kerr, Buddy, 1950-51  
 Kibbie, Hod, 1925  
 King, Lee, 1919  
 Kirke, Jay, 1911-13  
 Kittredge, Malachi, 1901-03  
 Klaus, William, 1952-53  
 Klimchock, Louis, 1962-65  
 Kling, John, 1911-12

Klobedanz, Frederick, 1902  
 Klopp, Stan, 1944  
 Kluttz, Clyde, 1942-45  
 Knetzer, Elmer, 1916  
 Knight, Jack, 1927  
 Knothe, Fritz, 1932-33  
 Knotts, Joe, 1907  
 Kolb, Gary, 1964-65  
 Konetchy, Ed, 1916-18  
 Konstanty, Jim, 1946  
 Kopf, William, 1922-23  
 Koppe, Joe, 1958  
 Koslo, Dave, 1954-55  
 Kowalik, Fabian, 1936  
 Kraft, Clarence, 1914  
 Kroh, Rube, 1912  
 Krsnich, Mike, 1960, 62  
 Kruger, Art, 1910  
 Kuczek, Steve, 1949

**L**  
 Lake, Fred, 1910  
 Lakeman, Albert, 1949  
 La Manna, Frank, 1940-42  
 Lane, Hunter, 1924  
 Lanfranconi, Walt, 1947  
 Lanning, John, 1936-39, 47  
 Lansing, Eugene, 1922  
 Larker, Norman, 1963  
 Larsen, Swede, 1936  
 Lary, Frank, 1964  
 Lau, Charles, 1960-61  
 Lauterborn, William, 1904-05  
 Lawson, Robert, 1901  
 Leach, Fred, 1932  
 Lee, Harold, 1933-36  
 Lee, William, 1945-46  
 Lefler, Wade, 1924  
 Leggett, Louis, 1929  
 Lemaster, Denny, 1962-65  
 Leverett, Dixie, 1929  
 Lewis, Edward, 1900  
 Lewis, William, 1935-36  
 Liddle, Don, 1953  
 Liese, Fred, 1910  
 Lindaman, Vive, 1960-09  
 Lindemann, Ernest, 1907  
 Linden, Walter, 1950  
 Lindquist, Carl, 1943-44  
 Litwhiler, Danny, 1946-48  
 Littlefield, Dick, 1958  
 Livingston, Tom, 1949  
 Loane, Bob, 1940  
 Logan, John, 1951-61  
 Logan, Bob, 1945  
 Lombardi, Ernie, 1942  
 Long, Red, 1902  
 Lopata, Stan, 1959-60  
 Lopez, Al, 1936-40  
 Lord, Bris, 1913  
 Low, Fletcher, 1915  
 Lucas, Charles, 1924-25  
 Luque, Dolf, 1914-15  
 Lush, Billy, 1901-02  
 Lyons, Al, 1948

**M**  
 MacFayden, Dick, 1935-39, 43  
 Mack, Joe, 1945  
 MacKenzie, Ken, 1960-61  
 Macon, Max, 1944-47  
 Madden, Tom, 1906  
 MacPherson, Harry, 1944  
 Magee, Sherry, 1915-17  
 Maggert, Harl, 1938  
 Maguire, Fred, 1929-31  
 Majeski, Hank, 1939-41  
 Malarkey, John, 1902-03  
 Malkmus, Bobby, 1957  
 Mallon, Les, 1934-35  
 Maloney, Charlie, 1908  
 Mangum, Leo, 1932-35  
 Mann, L., 1913-14, 19-20, 24-27  
 Manno, Don, 1940-41  
 Mantilla, Felix, 1956-61  
 Manville, Dick, 1950  
 Maranville, Rabbit, 1912-20, 29-35  
 Marquard, Rube, 1922-25  
 Marquez, Luis, 1951  
 Marriott, Bill, 1925  
 Marshall, Willard, 1950-52  
 Marshall, Doc, 1904  
 Martel, Marty, 1910  
 Martin, Jack, 1914  
 Martin, Bill, 1914  
 Martin, Ray, 1943, 47-48  
 Masi, Phil, 1939-49  
 Massey, Roy, 1918  
 Massey, Mike, 1917  
 Mathes, Joe, 1916  
 Mathews, Ed, 1952-65  
 Mattern, Al, 1908-12  
 Matthews, Joe, 1922  
 Mauch, Gene, 1950-51  
 Maye, Lee, 1959-65  
 Mayo, Ed, 1937-38  
 McAfee, Bill, 1931  
 McAuliffe, Gene, 1904  
 McCarthy, John, 1943, 46  
 McCarthy, Tom, 1908-09  
 McCarthy, Bill, 1906  
 McCarthy, William J., 1905  
 McCleskey, Jeff, 1913  
 McCloskey, Jim, 1936  
 McCormick, Frank, 1947-48  
 McCormick, Mike, 1946-48  
 McCreery, Tom, 1903  
 McDonald, Tex, 1913  
 McDonald, Ed, 1911-12  
 McElyea, Frank, 1942  
 McGann, Dan, 1908  
 McGee, Dan, 1934  
 McGowan, Frank, 1937  
 McInnis, Stuffy, 1923-24  
 McKechnie, William, 1913  
 McLeod, Ralph, 1938  
 McMahan, Don, 1957-62  
 McManus, Marty, 1934  
 McMillian, Roy, 1961-64  
 McNamara, Dinny, 1927-28  
 McNamara, Tim, 1922-25  
 McNichol, Ed, 1904  
 McQuillan, Hugh, 1918-22, 27  
 McTigue, Bill, 1911-13



Medwick, Joe, 1945  
 Menke, Denis, 1962-65  
 Metkovich, Catfish, 1954  
 Meyers, Chief, 1917  
 Miller, Ed, 1939-42  
 Miller, Frank, 1922-23  
 Miller, Doc, 1910-12  
 Miller, Tom, 1918-19  
 Mills, Art, 1927-28  
 Mitchell, Fred, 1913  
 Mogridge, George, 1926-27  
 Montgomery, Al, 1941  
 Moore, Gene, 1936-38, 40-41  
 Moore, Eddie, 1926-28  
 Moore, Randy, 1930-35  
 Moran, Al, 1938-39  
 Moran, Herbie, 1908-10,14-15  
 Moran, Pat, 1901-05  
 More, Forrest, 1909  
 Morehead, Seth, 1961  
 Morgan, Cyril, 1921-22  
 Morgan, Joe, 1959  
 Moriarity, Ed, 1935-36  
 Moroney, Jim, 1906  
 Morrison, Guy, 1927-28  
 Morton, Bubba, 1963  
 Moss, Ray, 1931  
 Mowry, Joe, 1933-35  
 Mueller, Heinie, 1928-29  
 Mueller, Ray, 1935-38, 51  
 Muich, Joe, 1924  
 Mulligan, Dick, 1946-47  
 Murff, Red, 1956-57  
 Murphy, Dave, 1905  
 Murphy, Frank, 1901  
 Murphy, Buzz, 1918  
 Murray, James, 1914  
 Murray, Jim, 1936  
 Murtaugh, Dan, 1947  
 Myers, Hap, 1913

## N

Needham, Tom, 1904-07  
 Nehf, Art, 1915-19  
 Neill, Tom, 1946-47  
 Neis, Bernie, 1925-26  
 Nelson, Tom, 1945  
 Neun, John, 1930-31  
 Nichols, Kid, 1900-01  
 Nichols, Chet, 1951, 54-56  
 Nicholson, Fred, 1921-22  
 Niekro, Phil, 1964-65  
 Nieman, Butch, 1943-45  
 Niggeling, John, 1938, 46  
 Nixon, Al, 1921-23  
 North, Lou, 1924  
 Northrop, Jake, 1918-19  
 Nottebart, Don, 1960-62  
 Noyes, Wynn, 1913  
 Nutter, Dizzy, 1919

## O

O'Brien, John, 1959  
 O'Connell, Dan, 1954-57  
 O'Dea, Ken, 1946  
 O'Dell, Billy, 1965  
 Odom, Dave, 1943  
 Oeschger, Joe, 1919-23

Ogrodowski, Joe, 1925  
 O'Hara, Kid, 1904  
 Oliver, Gene, 1963-65  
 Olivo, Chichi, 1961, 64-65  
 Olmo, Luis, 1950-51  
 O'Neil, Mickey, 1919-25  
 O'Neill, Jack, 1906  
 Orndorff, Jesse, 1907  
 O'Rourke, Frank, 1912  
 Osborne, Wayne, 1936  
 Osinski, Dan, 1965  
 Outlaw, Jimmy, 1939

## P

Padgett, Don, 1946  
 Padgett, Ernie, 1923-25  
 Pafko, Andy, 1953-59  
 Paine, Phil, 1951, 54-57  
 Palmero, Emilio, 1928  
 Parson, Jiggs, 1910-11  
 Patton, Gene, 1944  
 Peery, Red, 1929  
 Pendleton, Jim, 1953-56  
 Perdue, Hub, 1911-14  
 Peploski, Henry, 1929  
 Pfeffer, Jeff, 1906-08, 11  
 Phillips, Damon, 1944, 46  
 Phillips, Ed, 1924  
 Phillips, Taylor, 1956-57  
 Piatt, Wiley, 1903  
 Piche, Ron, 1960-63  
 Pick, Charlie, 1919-20  
 Pickrel, Clarence, 1934  
 Piechota, Al, 1940-41  
 Pierotti, Al, 1920-21  
 Pilney, Anoy, 1936  
 Pisoni, Jim, 1959  
 Pittinger, Toggie, 1900-04  
 Pizarro, Juan, 1957-60  
 Poland, Hugh, 1943-44, 46  
 Posedel, Bill, 1939-41, 46  
 Potter, Nels, 1948-49  
 Powell, Ray, 1917-24  
 Preibisch, Mel, 1940-41  
 Prendergast, Jim, 1948  
 Pruett, Hub, 1932  
 Pyle, Ewald, 1945

## Q

Queen, Bill, 1954  
 Quinn, Jack, 1913

## R

Ragan, Pat, 1915-19  
 Ramsey, Bill, 1945  
 Randall, Newt, 1907  
 Ranew, Merritt, 1964  
 Rariden, Bill, 1909-13  
 Rawlings, John, 1917-20  
 Raymer, Fred, 1904-05  
 Raymond, Claude, 1961-63  
 Reed, Bill, 1952  
 Rehg, Wally, 1917-18  
 Reid, Earl, 1946  
 Reis, Robert, 1936-38  
 Reis, Tom, 1938  
 Reiser, Pete, 1949-50

Reulbach, Ed, 1916-17  
 Rhem, Flint, 1934-35  
 Rhiel, Billy, 1930  
 Rice, Del, 1955-59  
 Rich, Woody, 1944  
 Richbourg, Lance, 1927-31  
 Richie, Lew, 1909-10  
 Rickert, Joe, 1901  
 Rickert, Marv, 1948-49  
 Rico, Art, 1916-17  
 Riconda, Harry, 1926  
 Riddle, John, 1937-38  
 Riggert, Joe, 1919  
 Riley, Jim, 1910  
 Ritchey, Claude, 1907-09  
 Roach, Mel, 1953-54, 57-61  
 Roberge, Skip, 1941-42, 46  
 Robertson, Charlie, 1927-28  
 Robertson, Gene, 1929-30  
 Robinson, Humberto, 1955-58  
 Rollings, Red, 1930  
 Roof, Phil, 1961, 64  
 Roselli, Bob, 1955-56, 58  
 Roser, Steve, 1946  
 Roser, John, 1922  
 Ross, Chet, 1939-44  
 Rowell, Bama, 1939-41, 46-47  
 Roy, Norm, 1950  
 Rudolph, Dick, 1913-20, 22, 27  
 Rush, Bob, 1958-60  
 Russell, Jim, 1948-49  
 Ruth, Babe, 1935  
 Ryan, Connie, 1943-44, 46-50  
 Ryan, Rasy, 1925-26

## S

Sadowski, Bob, 1963-65  
 Sain, John, 1942, 46-51  
 St. Claire, Ebba, 1951-53  
 Salkeld, Bill, 1948-49  
 Samuel, Amado, 1962-63  
 Sanders, Raymond, 1946, 1948-58  
 Sandlock, Mike, 1942, 44  
 Salvo, Manny, 1940-43  
 Sauer, Ed, 1949  
 Sawatski, Carl, 1957-58  
 Scalzi, John, 1931  
 Scarsella, Les, 1940  
 Schacht, Sid, 1951  
 Schacker, Hal, 1945  
 Schmidt, Butch, 1913-15  
 Schneider, Dan, 1963-64  
 Schoendienst, Red, 1957-60  
 Schreiber, Hank, 1917  
 Schulmerich, Wes, 1931-33  
 Schulte, Jack, 1906  
 Schulte, John, 1932  
 Schultz, Joe, 1912-13  
 Schuster, William, 1939  
 Schwind, Arthur, 1912  
 Scott, Jack, 1917-21  
 Seibold, Socks, 1929-33  
 Sellers, Rube, 1910  
 Seymor, Cy, 1913  
 Shannon, Joe, 1915  
 Shannon, Red, 1915  
 Sharpe, Bud, 1905, 10  
 Shaw, Alfred, 1909

Shaw, Robert, 1962-63  
 Shay, Marty, 1924  
 Shean, Dave, 1909-10, 12  
 Shearer, Ray, 1957  
 Sheely, Earl, 1931  
 Shemo, Stan, 1944-45  
 Sherdel, William, 1930-32  
 Shires, Art, 1932  
 Shoffner, Milt, 1937-39  
 Shoun, Clyde, 1947-49  
 Shupe, Vincent, 1945  
 Siemer, Oscar, 1925-26  
 Simmons, Alousius, 1939  
 Siner, Hosea, 1909  
 Singleton, Elmer, 1945-46  
 Sisler, George, 1928-30  
 Sisti, Sibby, 1939-42, 46-54  
 Slagle, James, 1901  
 Slaughter, Enos, 1959  
 Sleater, Louis, 1956  
 Smalley, Roy, 1954  
 Smith, Earl, 1923-24  
 Smith, Elmer, 1901  
 Smith, Fred, 1913  
 Smith Harry, 1908-10  
 Smith, Jack, 1964  
 Smith, Jack, 1926-29  
 Smith, Jimmy, 1918  
 Smith, Red, 1914-1919  
 Smith, Robert, 1923-30, 33-37  
 Snodgrass, Fred, 1915-16  
 Southworth, Billy, 1921-23  
 Southworth, William, 1964  
 Spahn, Warren, 1942, 46-64  
 Spangler, Albert, 1959-61  
 Spencer, Chester, 1906  
 Sperber, Edwin, 1924-25  
 Spohrer, Alfred, 1928-35  
 Spratt, Harry, 1911-12  
 Stahl, Chick, 1900  
 Stanky, Ed, 1948-49  
 Stanley, Joe, 1903-04  
 Starr, Charles, 1909  
 Starr, Ray, 1933  
 Steinfeldt, Harry, 1911  
 Stem, Fred, 1908-09  
 Stengel, Casey, 1924-25  
 Stewart, Joe, 1904  
 Stout, Allyn, 1943  
 Strand, Paul, 1913-15  
 Street, Gabby, 1905  
 Strincevich, Nicholas, 1940-41  
 Stripp, Joe, 1938  
 Stroebe, Allie, 1905-06  
 Sturgeon, Robert, 1948  
 Stryker, Dutch, 1924  
 Sullivan, Andrew, 1904  
 Sullivan, John, 1920-21  
 Sullivan, Joe, 1939-41  
 Sullivan, William, 1900  
 Surkont, Max, 1950-53  
 Sutcliffe, Butch, 1938  
 Sweeney, William, 1907-13  
 Swift, William, 1940

**T**

Talcott, Roy, 1943  
 Tanner, Chuck, 1955-57

Taylor, Ben, 1955  
 Taylor, Ed, 1926  
 Taylor, Robert, 1957-58, 61-63  
 Taylor, Zack, 1926-29  
 Tenney, Fred, 1900-07, 11  
 Terry, Zebulon, 1918  
 Thevenow, Tom, 1937  
 Thiel, Bert, 1952  
 Thomas, Frank, 1961, 65  
 Thomas, Herbert, 1924-25, 27  
 Thomas, Roy, 1909  
 Thomas, Walter, 1908  
 Thompson, Don, 1949  
 Thompson, Fuller, 1911  
 Thompson, Tommy, 1933-36  
 Thomson, Bobby, 1954-57  
 Thorpe, Bob, 1951-53  
 Thorpe, Jim, 1919  
 Tiefenauer, Bobby, 1963-65  
 Tierney, Cotton, 1924  
 Titus, John, 1912-13  
 Tobin, James, 1940-45  
 Torgeson, Earl, 1947-52  
 Torphy, Red, 1920  
 Torre, Frank, 1956-60  
 Torre, Joe, 1960-65  
 Tost, Louis, 1942-43  
 Touchstone, Clayland, 1928-29  
 Townsend, Ira, 1920-21  
 Townsend, Leo, 1920-21  
 Trageser, Walter, 1913-19  
 Trowbridge, Robert, 1956-59  
 Tuckey, Thomas, 1908-09  
 Turner, James, 1937-39  
 Twombly, George, 1917  
 Tyler, Fred, 1914  
 Tyler, Lefty, 1910-17  
 Tyler, John, 1934-35

**U**

Uecker, Bob, 1962-63  
 Ullisney, Mike, 1945  
 Umbach, Arnold, 1964  
 Upham, William, 1918  
 Urban, Luke, 1927-28  
 Urbanski, William, 1931-37

**V**

Vargas, Roberto, 1955  
 Vargas, William, 1925-26  
 Veigel, Allan, 1939  
 Veltman, Arthur, 1931  
 Verban, Emil, 1950  
 Vernon, Mickey, 1959  
 Voiste, William, 1947-49  
 Volz, Jake, 1905  
 Voyles, Philip, 1929

**W**

Wagner, William, 1918  
 Wall, Murray, 1950  
 Wallace, Lefty, 1942, 45-46  
 Wallen, Norman, 1945  
 Walsh, Edward, 1917  
 Walsh, Joe, 1938  
 Walters, Bucky, 1931-32, 50  
 Waner, Lloyd, 1941

Waner, Paul, 1941-42  
 Warstler, Rabbit, 1936-40  
 Wasem, Link, 1937  
 Watson, Mule, 1920-22  
 Weafer, Hal, 1936  
 Weaver, Orlie, 1911  
 Weeden, Charles, 1911  
 Weir, Roy, 1936-39  
 Welsh, Jimmy, 1925-27, 29-30  
 Wentzel, Stan, 1945  
 Wertz, Johnny, 1926-29  
 West, Max, 1938-42, 46  
 Westenberg, Oscar, 1907  
 Weston, Alfred, 1929  
 Whaling, Bert, 1913-15  
 Whelan, Tom, 1920  
 Whisenant, Pete, 1952  
 Whitcher, Robert, 1945  
 White, Charles, 1954-55  
 White, Ernest, 1946-48  
 White, Kirby, 1909-1910  
 White, Steve, 1912  
 White, Samuel C., 1961  
 White, Samuel L., 1919  
 Whitehouse, Gilbert, 1912  
 Whitney, Pinky, 1933-36  
 Whitted, Possum, 1914  
 Wickland, Albert, 1918  
 Wietelmann, Whitey, 1939-46  
 Wilborn, Claude, 1940  
 Wilhelm, Kaiser, 1904-05  
 Wilhoit, Joe, 1916-17  
 Willey, Carlton, 1958-62  
 Willis, Victor, 1900-05  
 Williams, Ace, 1940, 46  
 Williams, Earl, 1928  
 Williams, Pop, 1903  
 Wilson, Arthur, 1918-20  
 Wilson, Charles, 1931  
 Wilson, Frank, 1924-26  
 Wilson, James, 1951-54  
 Wise, Casey, 1958-59  
 Witherup, Roy, 1906  
 Wolverton, Harry, 1905  
 Womack, Sidney, 1926  
 Woodend, George, 1944  
 Woodward, Woody, 1963-65  
 Workman, Charles, 1943-46  
 Worthington, Red, 1931-34  
 Wright, Albert, 1933  
 Wright, Ab, 1944  
 Wright, Ed, 1945-48

**Y**

Yeargin, James, 1922, 24  
 Young, Cy, 1911  
 Young, Harley, 1908  
 Young, Herman, 1911  
 Young, Irving, 1905-08

**Z**

Zachary, Tom, 1930-34  
 Zinn, Guy, 1913



**MISC. INFORMATION**



# MEDIA INFORMATION

**QUESTIONS:** Please submit all questions regarding credentials, media parking and general media information to Mitch George, [mitch.george@braves.com](mailto:mitch.george@braves.com).

**MEDIA CREDENTIALS:** In accordance with Major League Baseball policy, only requests submitted through <https://credentials.mlb.com> will be considered, and credentials will be issued only to legitimate news-gathering agencies that have applied via the credential website. Requests made in-person, via email, or by phone call will not be considered.

**CREDENTIAL SCANNING:** In accordance with Major League Baseball policy, credentials are required to be scanned upon entrance to ballpark, entering the clubhouses and accessing the field. All credentials are equipped with barcodes, and security personnel will scan credentials at each location.

**MEDIA PARKING:** Parking for the media is yet to be determined for the 2024 season. Please email [jeff.lombardi@braves.com](mailto:jeff.lombardi@braves.com) with requests for parking.

**MEDIA ENTRANCE AND CREDENTIAL PICK-UP:** Credentials may be picked up and media may enter the park at the 3rd Base Gate of Truist Park, located near the corner of Circle 75 Parkway and Windy Ridge Parkway. Both the media entrance and credential pick-up opens four hours prior to first pitch. To obtain admittance to the ballpark, members of the media must show one of the following: a Major League Baseball Working Pass, BBWAA card or an Atlanta Braves season/daily credential.

**PRESS BOX:** The Truist Park press box is located on the Upper Level. Live shots and still photographs are prohibited from the press box.

**CLUBHOUSES:** Per MLB policy, both clubhouses will be open to the media for a minimum of 50 minutes prior to each team taking the field for stretch. Following the game, the clubhouses re-open to the media within 10 minutes after the last out. Proper credentials must be displayed to access either clubhouse. The clubhouses are limited to credentialed working media only. Still photographers are not permitted in the clubhouse without special permission.

**FIELD:** Enter the field via the field access tunnel located just beyond the visiting clubhouse. The field and dugout areas must be cleared one hour prior to first pitch. Pregame broadcast interviews and live shots must be done on the warning track or in the dugout. Postgame live shots can be done from the warning track after the teams have left the field.

**\*ALL INFORMATION IS SUBJECT TO CHANGE**

**PHOTO AREAS:** A limited number of still photographer concourse level positions are available, subject to team discretion.

**BROADCAST BOOTHS:** Booths are located in the press box. There are seven total broadcast booths, and booth assignments are posted digitally outside of each. To obtain use of a reserved booth, please contact Jennifer Mastin Giglio, [jennifer.giglio@braves.com](mailto:jennifer.giglio@braves.com), in the communications department.

**TELEVISION AFFILIATES & VIDEOGRAPHERS:** Television affiliates will be allowed inside Truist Park for pre-game access and post-game access. Gameday video can be captured for newsgathering purposes only. Ancillary programming, such as pre-game and post-game shows, highlight shows, coaches shows, year-in-review, week-in-review shows, and videocasts are not permitted. Videographers are allowed to conduct live shots from the Truist Park concourse. They can also be shot from the warning track during batting practice (see "Field Access" for more information) and the pre-game ceremony. The affiliate's talent and/or other personnel will be given access to the press box or may join the videographer. All live shots during the rightsholder window once the game starts need to be conducted outside Truist Park. Please make the Braves corporate communications staff aware in advance of your arrival (Sarit Babboni, Kara Zoellner). They will work with the television affiliate/videographer to let them know where they can shoot from. During the game, shooting/recording of any kind inside the ballpark is strictly prohibited. Following the game, recorded video is permissible inside the ballpark and can be posted once official game broadcast is off the air. TV sets, drones, and sponsored segments/content are not allowed in The Battery Atlanta or Truist Park.



# 2024 BRAVES COMMUNICATIONS STAFF



**JENNIFER MASTIN GIGLIO**

Senior Vice President,  
Communications & PR



**SARIT BABBONI**

Senior Director,  
Corporate Communications



**JARED BURLEYSON**

Director,  
Baseball Communications



**FRANCO GARCÍA**

Director,  
Player Relations



**KARA ZOELLNER**

Manager,  
Corporate Communications



**MITCH GEORGE**

Coordinator,  
Baseball Communications



**JEFF LOMBARDI**

Coordinator,  
Baseball Communications



**SHAWN JOHNSON**

Trainee,  
Corporate Communications



Outfielder Jorge Soler and Franco García, Atlanta's director of player relations and team interpreter, after Soler was named MVP of the 2021 World Series.

FRONT OFFICE

MANAGER & STAFF

PLAYER BIOS

SEASON IN REVIEW

PLAYER DEVELOPMENT

BRAVES HISTORY

OPPONENTS

MISCELLANEOUS

# 2024 BRAVES BROADCASTERS

**RADIO:** The Atlanta Braves, WCNN 680 the Fan and WCNN 106.7 the Fan, the Atlanta Braves flagship rightsholders, will carry all 162 regular season games and all Spring Training games. The Braves Radio Network includes over 150 affiliates across the Southeast, one of the largest radio affiliates in all major league sports.

**TELEVISION:** The Atlanta Braves, Bally Sports South, and Bally Sports Southeast will team up in 2024 to bring Braves fans the best and most comprehensive sports television broadcasting in Major League Baseball. Bally Sports South and Bally Sports Southeast, the largest regional sports network, reach seven Southeastern states and have broadcast Braves regular-season and Spring Training games the past 26 seasons.

## BRANDON GAUDIN **Bally Sports**

- Brandon Gaudin is set to serve his second season as Atlanta's lead play-by-play announcer in 2024. He joined the Braves' broadcast booth after working as a play-by-play broadcaster for FOX Sports and the Big Ten Network since 2016, calling MLB, NFL and college football and basketball games.
- In his first season as the Braves' play-by-play voice, he was named NSMA's Georgia Sportscaster of the Year.
- His voice is also well known in the gaming world, as he has been the play-by-play voice on the Madden NFL franchise each year since Madden NFL 17 launched in 2016.
- Previously, Gaudin was the Voice of the Georgia Tech Yellow Jackets, calling football, men's basketball, and baseball from 2013-16. He has remained an Atlanta resident ever since.
- Gaudin is a graduate of Butler University, where he was named "Most Outstanding Communications Student" and one of the "Top 10 Male students" in his graduating class of 2006.
- After college, he began his professional career calling Minor League Baseball games for the Orem Owlz in

the Los Angeles Angels organization.

- Originally from Evansville, Indiana, in 2008 he got to return to his hometown to be the "Voice of the Evansville Purple Aces" for three seasons. Following that, he was hired by his alma mater, Butler, to be their play-by-play voice from 2010-13 (and was on the call for their magical run to the Final Four in 2011).
- Gaudin's resume also includes over nine years calling NFL and NCAA Men's Basketball tournament games for Westwood One Radio (2015-present).
- The first professional sporting event he attended was Game 5 of the 1991 World Series where the Braves defeated the Minnesota Twins 14-5. He returned to Atlanta for World Series trips in 1992 and 1995.



## C.J. NITKOWSKI **Bally Sports**

- C.J. Nitkowski in 2024 enters his inaugural season in the Braves broadcast booth where he will serve as the lead analyst.
- A former MLB pitcher, Nitkowski was an analyst for Texas Rangers telecasts on Bally Sports Southwest from 2017-23 where he was nominated for 11 Lone Star Emmy Awards, winning six times.
- Nitkowski also has national TV experience, working as an analyst in the booth for FOX and FS1 from 2014-19 and in a studio role for FOX and FS1's highlight, pre, and postgame shows.
- During his 10-year MLB playing career, Nitkowski pitched for eight different teams, including 22 games with the Braves during the 2004 season.

- His MLB career lasted from 1995-2005 and included 336 games pitched for Cincinnati, Detroit, Houston, New York (NL), Texas, Atlanta, New York (AL) and Washington.
- Nitkowski also spent four additional seasons pitching in Japan and Korea before beginning his broadcasting career in 2013.
- A native of Suffern, N.Y., Nitkowski has lived in Alpharetta for 18 years with his wife, Megan. The couple has three children, Matthew, Brooke and Luke.



## TOM GLAVINE **Bally Sports**

- National Baseball Hall-of-Famer Tom Glavine will return to his role as a Braves broadcaster for the 2024 season...He previously served as an occasional guest for the Braves Radio Network Pre-Game Show, and as a guest analyst for select games on the Braves Radio Network...Additionally, he worked as a guest analyst for select home games televised by Bally Sports prior to an increased role from 2019 to 2021.
- A 2014 Hall of Fame inductee, Glavine was named special assistant to Braves Vice Chairman John Schuerholz in February 2010.
- A two-time N.L. Cy Young Award winner (1991 & 1998) and a 10-time N.L. All-Star, Glavine owns a 305-203 career record and 3.54 ERA in 682 games.
- He helped Atlanta to five World Series appearances and was named the Most Valuable Player of the 1995 World Series, when the Braves defeated the Cleveland Indians.
- He was selected by the Braves in the second round of the 1984 draft, and made his big-league debut in

1987...A five-time 20-game winner, Glavine joined the 300-win club with an 8-3 victory over the Cubs on August 5, 2007, at Wrigley Field.

- He was inducted into the Braves Hall of Fame in 2010.
- Tom and his wife Christine reside in Santa Rosa Beach, Fla., and have five children - daughter, Amber Nicole, and sons, Jonathan, Peyton Thomas, Mason Riley and Kienan Patrick.



## JEFF FRANCOEUR **Bally Sports**

- The 2024 season marks Francoeur's seventh season in the broadcast booth...He served as a guest analyst for select Braves games in both the radio and television booths during the 2018 season.
- Francoeur retired in 2017 following a 12-year major league career, during which he appeared with Atlanta (2005-09; '16), New York-NL (2009-'10), Texas (2010), Kansas City (2011-'13), San Francisco (2013), San Diego (2014), Philadelphia (2015) and Miami (2016)...He was a career .261 (1,373-for-5,260) hitter over 1,480 games.
- Originally a first-round pick by Atlanta in the 2002 draft, Francoeur debuted with the Braves in 2005 and

finished third in the N.L. Rookie of the Year balloting.

- He won a Rawlings Gold Glove award in the N.L. in 2007, and lead the league in outfield assists in three different seasons (2007, '10, '12).
- A native of Atlanta, Francoeur and his wife, Catie have four children - Emma Cate, Brayden, Eleanor and Camden - and reside in Suwanee.



## BEN INGRAM **Braves Radio Network**



- 2024 is Ingram's 14th season with the Braves Radio Network...This is his sixth season with a regular role in the radio booth calling play-by-play alongside Joe Simpson.
- In 2022, he was named NSMA's Georgia Sportscaster of the Year.
- Ingram hosted the Braves pregame show from 2012-2020, and hosted the postgame show from 2011-2019...He has also been the host of the Braves' Clubhouse Report, heard on the flagship station of the Braves, 680 The Fan.
- Prior to joining the Braves Radio Network, Ingram spent six seasons broadcasting minor league baseball with the Jackson Senators, Eugene Emeralds and Mississippi Braves.
- Ingram, a native of Madison, MS, graduated from Mississippi College in Clinton, MS and was named a 2014 Distinguished Alumnus of the year by the Department of Communication.
- Ben also calls college football in the offseason, including the Chick-fil-A Peach Bowl.
- He resides in Buckhead.

## JOE SIMPSON **Braves Radio Network**



- Simpson is in his 33rd season as a Braves broadcaster... He was inducted into the Atlanta Braves Hall of Fame on January 27, 2018.
- The 2024 season will see Simpson continue his role as an analyst on radio broadcasts this season, and he also spent 15 campaigns calling games on Bally Sports South and Bally Sports Southeast.
- He played professionally for 11 seasons, beginning in 1973 when he was drafted by the Los Angeles Dodgers in the third round.
- Simpson joined the Seattle Mariners in 1979 before being traded to the Kansas City Royals in 1983... An outfielder and first baseman throughout his professional career, he retired from the California Angels organization following the 1984 season.
- He had his best season in 1979, when he hit .283 in 120 games for the Mariners.
- Simpson worked as an analyst on Seattle Mariners telecasts for five years before joining Turner Sports in 1992.
- Named "Georgia Sports Broadcaster of the Year" in 1995.
- A native of Norman, Okla., he was an All-American outfielder and first baseman at the University of Oklahoma.
- Joe and his wife Kathy live in Marietta, Ga...They have two children, Meg and Gabe, and one grandson.



# RULES OF INTEREST

**PLAYER LIMITS:** Forty until Opening Day, when the number of players must be reduced to 26 until Sept. 1, when it becomes 28.

**DETERMINING BATTING AVERAGE:** Divide the number of at-bats into the number of hits.

**DETERMINING EARNED RUN AVERAGE:** Multiply the number of earned runs by nine, divide the total by the number of innings pitched.

**DETERMINING ON-BASE PERCENTAGE:** Add the total of hits, walks and hit by pitches and divide by the total of at-bats, walks, hit by pitches and sacrifice flies.

**DETERMINING SLUGGING PERCENTAGE:** Divide the total bases of all hits by the total times at-bat (at-bats do not include walks, sacrifices, hit by pitches, or times awarded first base because of interference or obstruction).

**DETERMINING FIELDING AVERAGE:** Divide the total putouts and assists by the total of putouts, assists and errors.

**DETERMINING WINNING PERCENTAGE:** Divide the number of games won by the total games won and lost.

**DETERMINING THE MAGIC NUMBER:** Determine the number of games yet to be played, add one, then subtract the number of games ahead in the loss column of the standings of the closest opponent.

**CONSECUTIVE GAME HITTING STREAKS:** A consecutive-game hitting streak shall not be terminated if all the player's plate appearances (one or more) result in a base on balls, hit batsman, defensive interference or a sacrifice bunt. The streak shall terminate if the player has a sacrifice fly and no hit.

**CONSECUTIVE GAME PLAYING STREAK:** A consecutive-game playing streak shall be extended if the player plays one half-inning on defense, or if he completes a time at bat by reaching base or being put out.

**QUALIFYING MARKS:** To qualify for the batting championship, a player must have a minimum of 502 plate appearances. To qualify for Earned Run Average leadership, a pitcher must have at least 162 IP.

**DOCTORED BAT:** If a filled or "doctored" bat is used, the player is to be ejected from the game and suspended three days. Any balls hit by an illegal bat do not count. If the umpire sees the illegal bat before it is used, he issues a warning, but there is no penalty.

**RELIEF PITCHERS' SAVE RULE:** A pitcher is credited with a save when he meets all three of the following conditions; 1) He's the finishing pitcher in a game won by his club, and 2) he's not the winning pitcher, and 3) he qualifies under one of the following conditions: a) he enters the game with a lead of no more than three runs and pitches for at least one inning, or b) he enters the game with the potential tying run either on base, at bat or on deck, or c) he pitches effectively for at least three innings.

**MAJOR LEAGUE SERVICE:** A full year of service in the Major Leagues is 172 days.

**ROOKIE RULE:** Not more than 130 at-bats or 50 innings pitched in the Major Leagues during a previous season or seasons, nor more than 45 days on a Major League roster during the 26-player limit (excluding time in military service or on the disabled list.)

**DAY / NIGHT GAME:** Any game scheduled to start after 5:00 p.m. will be considered a night game. If a game is scheduled to start at or before 5:00 p.m. and is delayed by rain or for any other reason it shall still be considered a day game. However, both games of a twi-night doubleheader shall be considered night games. When afternoon and night games are played on the same day and separate admissions are charged, they will be counted as one day game and one night game and will not be considered as a doubleheader.

## INJURED LISTS

**7-DAY INJURED LIST:** Introduced in the 2011 season, the 7-day disabled list was created specifically for players with concussion symptoms. A 7-day IL stint cannot be backdated by more than five days.

**10-DAY INJURED LIST:** Minimum period of inactivity is 10 days. There is no limit on the number of players that may be placed on this list.

**15-DAY INJURED LIST:** The 15-day injured list is specifically for pitchers and two-way players. It allows clubs to remove injured pitchers from the 26-man active roster while keeping them on the 40-man roster.

**60-DAY INJURED LIST:** The minimum period of inactivity is sixty (60) days. Players on or transferred to this list after August 1 shall remain there for the balance of the regular season and post-season. This list may be used only when a club is at the maximum limit of forty (40) players.

# REGULATION GAME

**REGULATION GAME:** A regulation game consists of nine innings unless extended because of a tie score or shortened because 1) the home team needs none of its half of the ninth or only part of it; or 2) because the umpire-in-chief calls the game after five completed innings. A regulation game may be less than five innings if the home team is ahead after the top of the fifth, or takes the lead or ties the score while at bat in the fifth.

**TIE GAME:** A regulation game that is called by the umpire-in-chief when both teams have the same number of runs is a tie game. Individual player performances are official and are entered in the records, but the game does not count in the league standings and may be re-scheduled at a later date.

**SUSPENDED GAME:** A game becomes a suspended game if it is terminated for any of the following reasons: 1) a curfew imposed by law; 2) a time limit permissible under league rules; 3) light failure or malfunction of a mechanical field device under control of the home club (including automatic tarpaulin or water removal equipment); 4) darkness because of any law, the lights may not be turned on. No game called because of a curfew or a time limit shall be a suspended game unless it has progressed far enough to have been a regulation game (see above). A game called under provision 3 or 4 shall be a suspended game at any time after it starts. Since 1980, if weather forces the termination of a legal game while an inning is in process, it will become a suspended game if either of the following two conditions exists: 1) the visiting team has scored one or more runs to tie the game and the home team has not scored, or 2) the visiting team has scored one or more runs to take the lead and the home team has not tied the score or taken the lead. If a legal game is tied when called because of weather and neither situation listed above prevails, it is a tie game and must be replayed in its entirety. Suspended games shall be resumed at the exact point of suspension of the original game. A game called at the END of a completed inning AFTER NINE INNINGS for any reason shall be a SUSPENDED game. This rule became effective in 1969.

## PRE-GAME BATTING PRACTICE SCHEDULE

### Truist Park Game Times

|                     | 12:20 PM    | 1:20 PM     | 4:10 PM     | 7:10 PM   | 7:20 PM   |
|---------------------|-------------|-------------|-------------|-----------|-----------|
| Visitors Early Work |             | 8:15-9:15   | 11:00-12:00 | 2:00-3:00 | 2:10-3:10 |
| Braves Early Work   |             | 9:15-10:15  | 12:00-1:00  | 3:00-4:00 | 3:10-4:10 |
| Braves Early BP     |             | 9:15-9:45   | 12:00-12:30 | 3:00-3:30 | 4:10-4:40 |
| Braves Pitchers BP  | 9:10        | 10:35       | 1:20        | 4:20      | 4:35      |
| Team Stretch        | 9:15        | 10:40       | 1:25        | 4:25      | 4:35      |
| Braves BP           | 9:30-10:20  | 10:50-11:40 | 1:35-2:25   | 4:35-5:25 | 4:45-5:35 |
| Visitor's BP        | 10:25-11:15 | 11:45-12:35 | 2:30-3:20   | 5:30-6:20 | 5:40-6:30 |

**All Times Are Subject To Change.**





ALBIES  
1